PROJECT

BUS RAPID TRANSIT - SUWAYLEH TERMINAL

AMMAN



PROJECT

BUS RAPID TRANSIT - SUWAYLEH TERMINAL

AMMAN

MAY. 2019

طحّان و بشناق
tahhanandbushnaqconsultants

Esc
Engineering Solutions & Consulting
TEL. +962 6 5155818 FAX. +962 6 5155818 E-Mail: info@esc-solution.co
Queen Rania Al Abdallah Street P.O.Box 874 Amman 11941 Jordan Web : www.Esc-solution.co

ACTIVE
ENGINEERING CONSULTANTS

SWUAYLEH TERMINAL LIST OF DRAWINGS

NO	DRAWING NO.	DESCRIPTION	SCALE
GENERAL			
0	---	COVER	
1	AG-001	LIST OF DRAWINGS	
SITE			
2	AG-002	TOPOGRAPHY	1:400
3	AG-003	DEMOLISHING PLAN	1:400
4	AG-004	SITE ON TOPOGRAPHY	1:400
5	AG-005	PROJECT ON SITE	1:400
6	AS-101	SITE PLAN	1:200
7	AH-101	AREA SCHEDULE	1:400
8	AH-102	AREA SCHEDULE	1:400
DIMENSION PLANS			
10	AP-102	BASEMENT 1 FLOOR (LEVEL 1002.5) DIMENSION LAYOUT	1:200
11	AP-103	GROUND FLOOR (LEVEL 1007) DIMENSION LAYOUT	1:200
12	AP-104	FIRST FLOOR (LEVEL 1011.5) DIMENSION LAYOUT	1:200
13	AP-105	SECOND FLOOR (LEVEL 1016) DIMENSION LAYOUT	1:200
14	AP-106	THIRD FLOOR (LEVEL 1020.5) DIMENSION LAYOUT	1:200
15	AP-107	ROOF PLAN	1:200
16	AP-108	TOP OF ROOF PLAN	1:200
17	AP-109	DRAINAGE LAYOUT	1:200
ELEVATIONS			
18	AX-101	NORTH EAST ELEVATION (FRONT ELEVATION)	1:200
19	AX-102	NORTH WEST ELEVATION (RIGHT SIDE ELEVATION) SOUTH WEST ELEVATION (REAR ELEVATION)	1:200
20	AX-103	SOUTH EAST ELEVATION (LEFT SIDE ELEVATION)	1:200
SECTIONS			
21	AX-201	SECTION A-A/ SECTION B-B	1:200
22	AX-202	SECTION C-C/ SECTION D-D	1:200
23	AX-203	SECTION E-E/ SECTION F-F	1:200
FURNITURE PLANS			
24	AP-201	BASEMENT 1 (LEVEL 1002.5) FURNITURE LAYOUT	1:200
25	AP-202	GROUND FLOOR (LEVEL 1007) FURNITURE LAYOUT	1:200
26	AP-203	FIRST FLOOR (LEVEL 1011.5) FURNITURE LAYOUT	1:200
27	AP-204	SECOND FLOOR (LEVEL 1016) FURNITURE LAYOUT	1:200
28	AP-205	THIRD FLOOR (LEVEL 1020.5) FURNITURE LAYOUT	1:200
WALL SECTIONS			
29	AX-301	WALL SECTION A-A / WALL SECTION B-B	1:50
30	AX-302	WALL SECTION C-C	1:50
31	AX-303	WALL SECTION E-E	1:50
DETAILS			
32	AD-001	GENERAL NOTES	AS SHOWN
33	AD-002	SITE WORKS DETAILS 1	AS SHOWN
34	AD-003	SITE WORKS DETAILS 2	AS SHOWN
35	AD-004	ARCHITECTURAL DETAILS 1	AS SHOWN
36	AD-005	ARCHITECTURAL DETAILS 2	AS SHOWN
37	AD-006	ARCHITECTURAL DETAILS 3	AS SHOWN
38	AD-007	ARCHITECTURAL DETAILS 4	AS SHOWN
39	AD-008	FINISHES DETAILS 1	AS SHOWN
40	AD-009	FINISHES DETAILS 2	AS SHOWN
41	AD-010	FINISHES DETAILS 3	AS SHOWN
42	AD-011	FINISHES DETAILS 4	AS SHOWN
43	AD-012	CLADDING DETAILS 1	AS SHOWN
44	AD-013	THERMAL & MOISTURES DETAILS	AS SHOWN
45	AD-014	METAL DETAILS	AS SHOWN
46	AD-015	DOORS AND WINDOWS DETAIL 1	AS SHOWN
47	AD-016	DOORS AND WINDOWS DETAIL 2	AS SHOWN
48	AD-017	SPECIALTIES DETAILS (ESCALATOR)	AS SHOWN
49	AD-018	STAIRCASE (1) TOP VIEW DETAIL	1:50
50	AD-019	STAIRCASE (1) SECTION DETAIL	1:50
51	AD-020	STAIRCASE (2) TOP VIEW DETAIL	1:50
52	AD-021	STAIRCASE (2) SECTION DETAIL	1:50
53	AD-022	STAIRCASE (3) TOP VIEW DETAIL	1:50
54	AD-023	STAIRCASE (3) SECTION DETAIL	1:50
55	AD-024	STAIRCASE (4)	1:50
56	AD-025	STAIRCASE (5-6)	1:50
57	AD-026	STAIRCASE (7)	1:50
58	AD-027	STAIRCASE (8)	1:50
59	AD-028	STAIRCASE (9)	1:50

NO	DRAWING NO.	DESCRIPTION	SCALE
FINISHES DRAWINGS			
REFLECTED CEILING PLAN			
60	ID-103	BASEMENT 1 (LEVEL 1002.5) REFLECTED CEILING LAYOUT	1:200
61	ID-104	GROUND FLOOR (LEVEL 1007) REFLECTED CEILING LAYOUT	1:200
62	ID-105	FIRST FLOOR (LEVEL 1011.5) REFLECTED CEILING LAYOUT	1:200
63	ID-106	SECOND FLOOR (LEVEL 1016) REFLECTED CEILING LAYOUT	1:200
64	ID-107	THIRD FLOOR (LEVEL 1020.5) REFLECTED CEILING LAYOUT	1:200
TILING LAYOUT			
66	ID-202	BASEMNET 1 (LEVEL 1002.5) TILING LAYOUT	1:200
67	ID-203	GROUND FLOOR (LEVEL 1007) TILING LAYOUT	1:200
68	ID-204	FIRST FLOOR (LEVEL 1011.5) TILING LAYOUT	1:200
69	ID-205	SECOND FLOOR (LEVEL 1016) TILING LAYOUT	1:200
70	ID-206	THIRD FLOOR (LEVEL 1020.5) TILING LAYOUT	1:200
WALLS AND CEILING FINISHES PLAN			
72	ID-302	BASEMENT 1 (LEVEL 1002.5) WALLS AND CEILING FINISHES PLAN	1:200
73	ID-303	GROUND FLOOR (LEVEL 1007) WALLS AND CEILING FINISHES PLAN	1:200
74	ID-304	FIRST FLOOR (LEVEL 1011.5) WALLS AND CEILING FINISHES PLAN	1:200
75	ID-305	SECOND FLOOR (LEVEL 1016) WALLS AND CEILING FINISHES PLAN	1:200
76	ID-306	THIRD FLOOR (LEVEL 1020.5) WALLS AND CEILING FINISHES PLAN	1:200
DOORS AND WINDOWS SCHEDULE LAYOUT			
78	ID-402	BASEMENT 1 (LEVEL 1002.5) DOORS AND WINDOWS SCHEDULE	1:200
79	ID-403	GROUND FLOOR (LEVEL 1007) DOORS AND WINDOWS SCHEDULE	1:200
80	ID-404	FIRST FLOOR (LEVEL 1011.5) DOORS AND WINDOWS SCHEDULE	1:200
81	ID-405	SECOND FLOOR (LEVEL 1016) DOORS AND WINDOWS SCHEDULE	1:200
82	ID-406	THIRD FLOOR (LEVEL 1020.5) DOORS AND WINDOWS SCHEDULE	1:200
83	ID-407	DOORS DETAILS 1	AS SHOWN
84	ID-408	DOORS DETAILS 2	AS SHOWN
85	ID-409	DOORS DETAILS 3	AS SHOWN
86	ID-410	DOORS DETAILS 4	AS SHOWN
87	ID-411	DOORS DETAILS 5	AS SHOWN
TOILETS DETAILS			
88	ID-501	TOILETS DETAILS GROUND FLOOR LEVEL / TOP VIEW	AS SHOWN
89	ID-502	TOILETS DETAILS GROUND FLOOR LEVEL / SECTIONS	AS SHOWN
90	ID-503	TOILETS DETAILS SECOND FLOOR LEVEL /MEN TOILETS	AS SHOWN
91	ID-504	TOILETS DETAILS GROUND FLOOR LEVEL / WOMEN TOILETS	AS SHOWN
LANDSCAPE			
92	LND-101	DIMENSION PLAN	1:100
93	LND-102	SOFT LANDSCAPE	1:100
94	LND-201	SEC A-A	1:50
95	LND-301	DETAILS 1	AS SHOWN
96	LND-302	DETAILS 2	AS SHOWN
97	LND-303	DETAILS 3	AS SHOWN

FOR BINDING

CLIENT

أمانة عمّان الكبرى

Greater Amman Municipality

PROJECT

Bus Rapid Transit (BRT) System in Amman

PACKAGE

Swuayleh Terminal

GENERAL NOTES AND LEGEND

KEY PLAN AND NORTH SIGN

REVISION NOTES

PURPOSE OF ISSUE: REVISED DRAWINGS

* BUS TRACK (DIMENSIONS, LEVELS, CURVES, ...) SHOWN ON THE DRAWINGS IS THE ORIGINAL WHICH WAS PROPOSED BY SDG AND NO CHANGES WERE MAKE TO IT. YET SDG TO REVISE AND CONFIRM THEIR DESIGN.

REV.	DESCRIPTION	DATE	DWN	CHKD	APPD
0	REVISED DRAWINGS	MAY 2019			

DESIGN TEAM

PRODUCED BY:	SIGNATURE:
DESIGNED BY: I.TAHHAN	SIGNATURE:
CHECKED BY: I.TAHHAN	SIGNATURE:
PROJECT MANAGER:	SIGNATURE:
DEPUTY DIRECTOR of ENG. AFFAIRS:	SIGNATURE:

DRAWING

DRAWING TITLE:

LIST OF DRAWINGS

THIS IS A CAD DRAWING AND MUST NOT BE ALTERED MANUALLY

ISSUE DATE: MAY 2019	SCALE: N.T.S	ORIG. DWG SIZE: ( )	REV.
DRAWING NUMBER: AG-001	Sht. 1 of		0

THIS DRAWING IS THE COPYRIGHT OF CLIENT AND CONSULTANT AND MUST NOT BE RETAINED, COPIED OR USED WITHOUT THE AUTHORIZATION

CONSULTANT

Architectural Design: طهنان وبشناق tahhanandbushnaqconsultants

Structural Design: Esc Engineering Solutions & Consulting

Electromechanical Design: ACTIVE

FOR BINDING

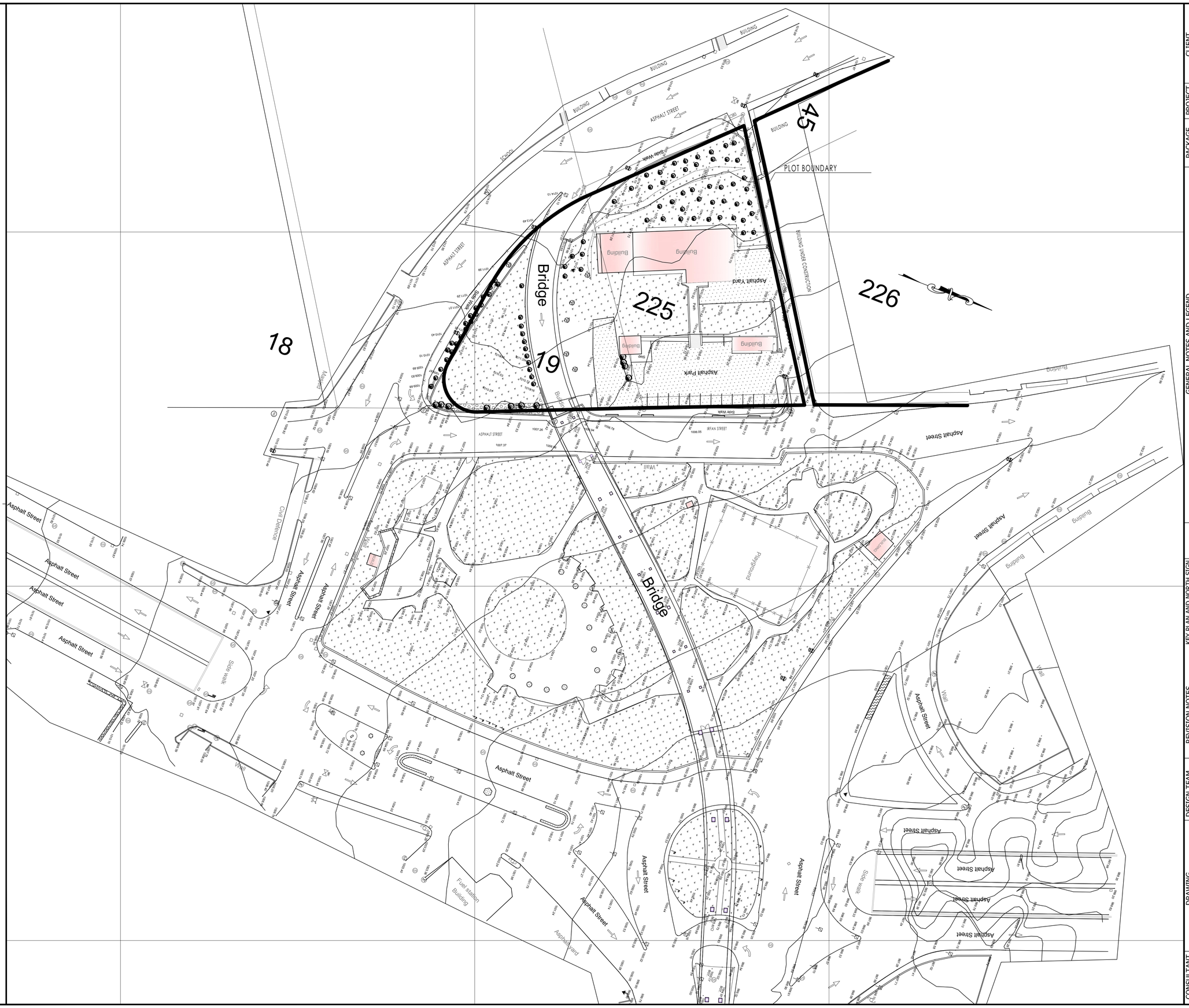
PLOT BOUNDARY
BUILDING UNDER CONTRUCTION
45
226
225
18
19
Bridge
Asphalt Yard
Asphalt Park
Building
Side Walk
ASPHALT STREET
IRFAN STREET
Asphalt Street
Wall
Playground
Fuel station Building
Asphalt Yard
Side walk
Asphalt Street
Asphalt Street
Asphalt Street

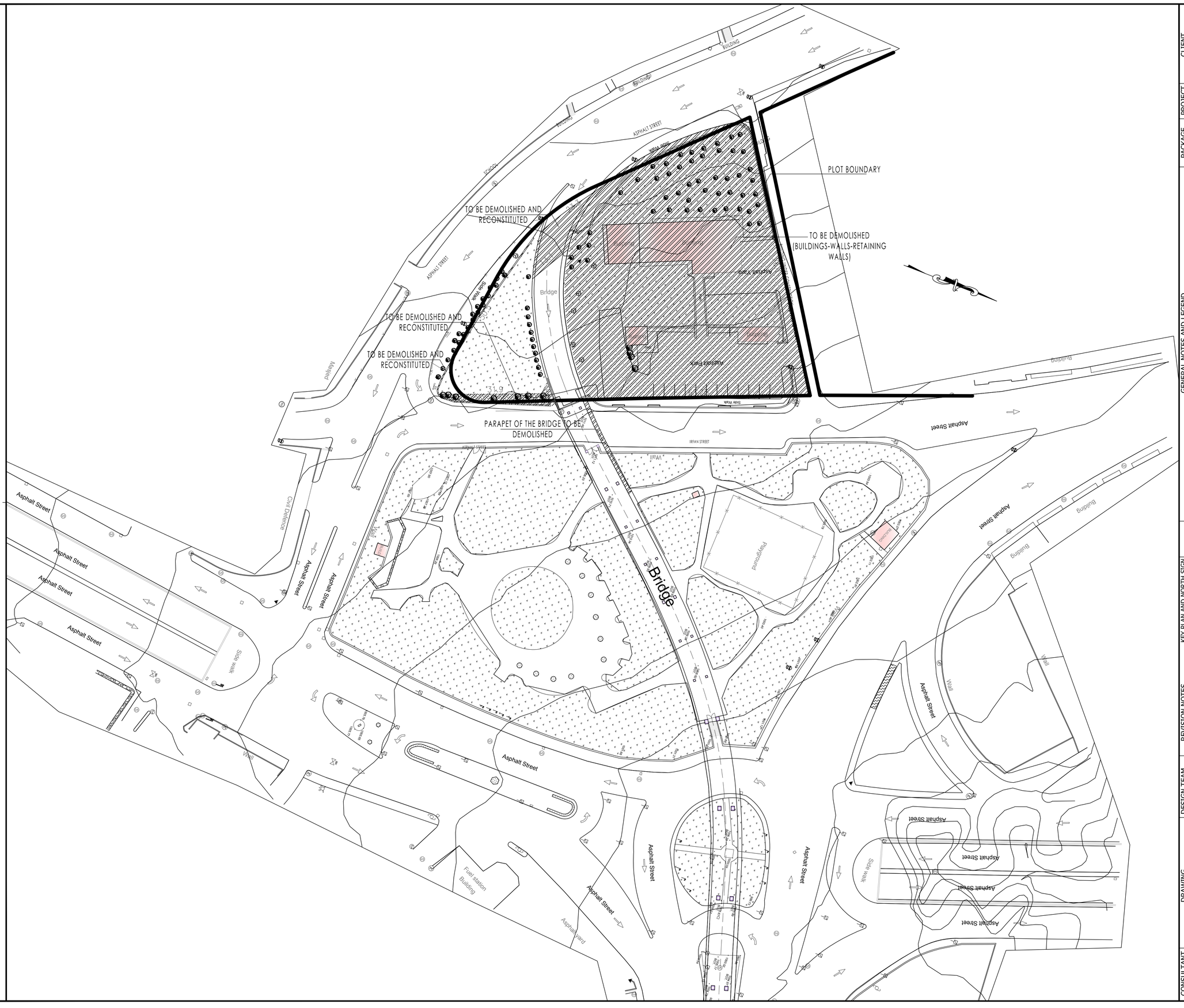

FOR BINDING

CONSULTANT

Architectural Design: طحان وشناق tahhanandbushnaqconsultants

Structural Design: Esc Engineering Solutions & Consulting

Electromechanical Design: ACTIVE

DRAWING

CLIENT: Greater Amman Municipality

PROJECT: Bus Rapid Transit (BRT) System in Amman

PACKAGE: Swuayleh Terminal

GENERAL NOTES AND LEGEND

LEGEND

TO BE DEMOLISHED

KEY PLAN AND NORTH SIGN

REVISION NOTES

PURPOSE OF ISSUE: REVISED DRAWINGS

* BUS TRACK (DIMENSIONS, LEVELS, CURVES, ...) SHOWN ON THE DRAWINGS IS THE ORIGINAL WHICH WAS PROPOSED BY SDG AND NO CHANGES WERE MAKE TO IT. YET SDG TO REVISE AND CONFIRM THEIR DESIGN.

REV.	DESCRIPTION	DATE	DWN	CHKD	APPD
0	REVISED DRAWINGS	MAY 2019			

DESIGN TEAM

PRODUCED BY:	SIGNATURE:
DESIGNED BY: I.TAHHAN	SIGNATURE:
CHECKED BY: I.TAHHAN	SIGNATURE:
PROJECT MANAGER:	SIGNATURE:
DEPUTY DIRECTOR of ENG. AFFAIRS:	SIGNATURE:

DRAWING TITLE: DEMOLISHING PLAN

THIS IS A CAD DRAWING AND MUST NOT BE ALTERED MANUALLY

ISSUE DATE: MAY 2019	SCALE: 1:400	ORIG. DWG SIZE: ( )	REV.
DRAWING NUMBER: AG-003	Sht. 3 of		0

THIS DRAWING IS THE COPYRIGHT OF CLIENT AND CONSULTANT AND MUST NOT BE RETAINED, COPIED OR USED WITHOUT THE AUTHORIZATION

NOTE :

Contractor to verify the limits of the land plot/ building limits, and its relation with the existing abutment foundation edge and to set the new building layout accordingly to avoid conflict.

FOR BINDING

COASTERS RANK

COASTERS RANK

COASTERS RANK

BRT ONLY

BRT ONLY

PEDESTRIAN CROSSING

Bridge

BRIDGE

Building

Asphalt Street

Playground

Wall

Fuel station Building

Asphalt yard

Side walk

Civil Defence

18

19

225

226

45

2006

2025

2026

2027

2028

2029

2030

2031

2032

2033

2034

2035

2036

2037

2038

2039

2040

2041

2042

2043

2044

2045

2046

2047

2048

2049

2050

2051

2052

2053

2054

2055

2056

2057

2058

2059

2060

2061

2062

2063

2064

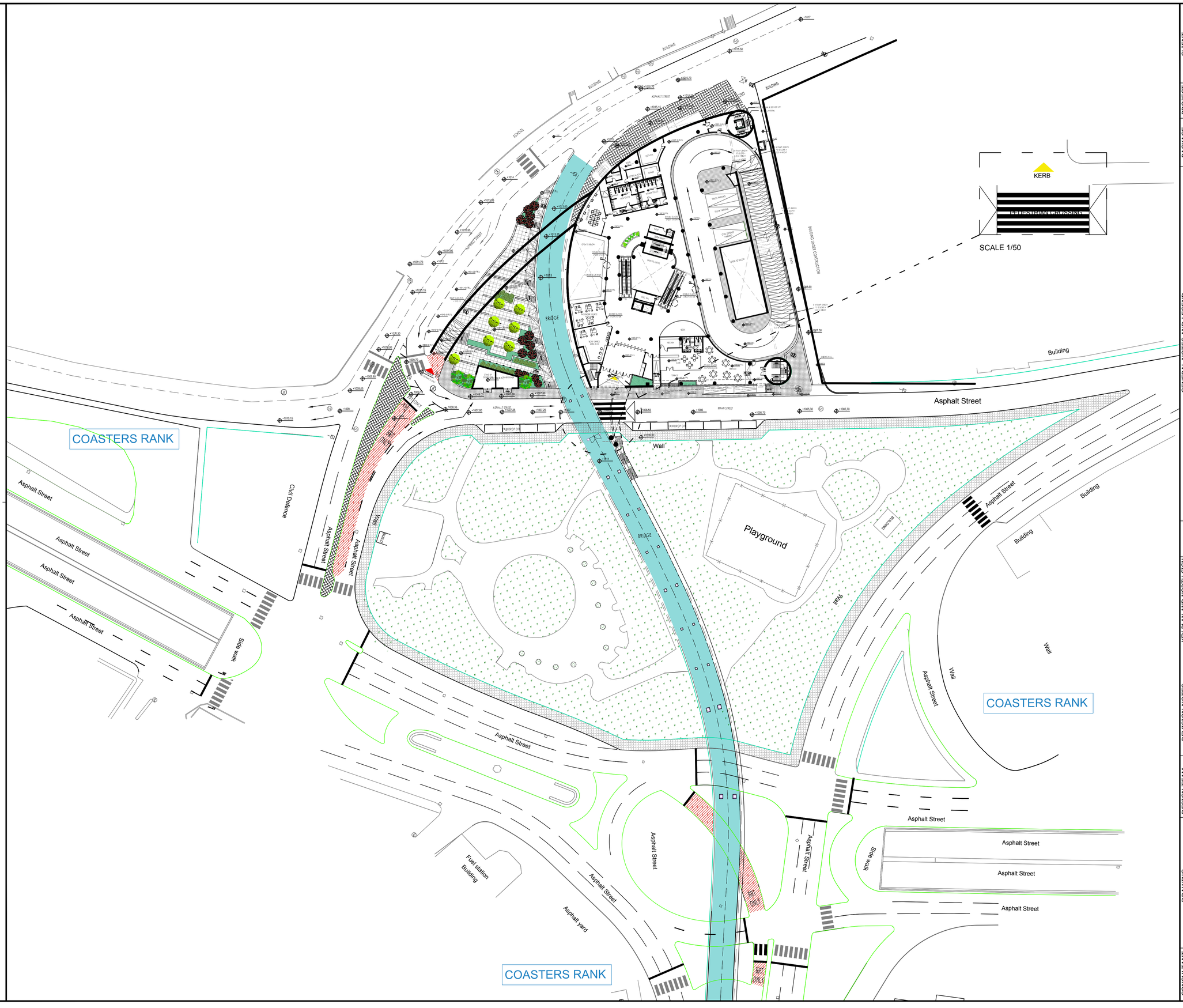

FOR BINDING

CLIENT

أمانة عمّان الكبرى

Greater Amman Municipality

PROJECT

Bus Rapid Transit (BRT) System in Amman

PACKAGE

Swuayleh Terminal

GENERAL NOTES AND LEGEND

KEY PLAN:

BRT ONLY

PEDESTRIAN CROSSING

COASTERS RANK EXISTING-REMAINING COASTER RANK

STAFF PARKING ENTRANCE/EXIT

PASSENGERS

BRT ENTRANCE

PURPOSE OF ISSUE: REVISED DRAWINGS

KEY PLAN AND NORTH SIGN

REVISION NOTES

* BUS TRACK (DIMENSIONS, LEVELS, CURVES, ...) SHOWN ON THE DRAWINGS IS THE ORIGINAL WHICH WAS PROPOSED BY SDG AND NO CHANGES WERE MAKE TO IT. YET SDG TO REVISE AND CONFIRM THEIR DESIGN.

REV.	DESCRIPTION	DATE	DWN	CHKD	APPD
0	REVISED DRAWINGS	MAY 2019			

DESIGN TEAM

PRODUCED BY:	SIGNATURE:
DESIGNED BY: I.TAHHAN	SIGNATURE:
CHECKED BY: I.TAHHAN	SIGNATURE:
PROJECT MANAGER:	SIGNATURE:
DEPUTY DIRECTOR of ENG. AFFAIRS:	SIGNATURE:

DRAWING

DRAWING TITLE: PROJECT ON SITE

THIS IS A CAD DRAWING AND MUST NOT BE ALTERED MANUALLY

ISSUE DATE: MAY 2019	SCALE: 1:400	ORIG. DWG SIZE: ( )	REV.
DRAWING NUMBER: AG-005	Sht. 5 of		0

THIS DRAWING IS THE COPYRIGHT OF CLIENT AND CONSULTANT AND MUST NOT BE RETAINED, COPIED OR USED WITHOUT THE AUTHORIZATION

CONSULTANT

Architectural Design: tahhan and bushnaq consultants

Structural Design: Esc Engineering Solutions & Consulting

Electromechanical Design: ACTIVE

NOTE :

Contractor to verify the limits of the land plot/ building limits, and its relation with the existing abutment foundation edge and to set the new building layout accordingly to avoid conflict.

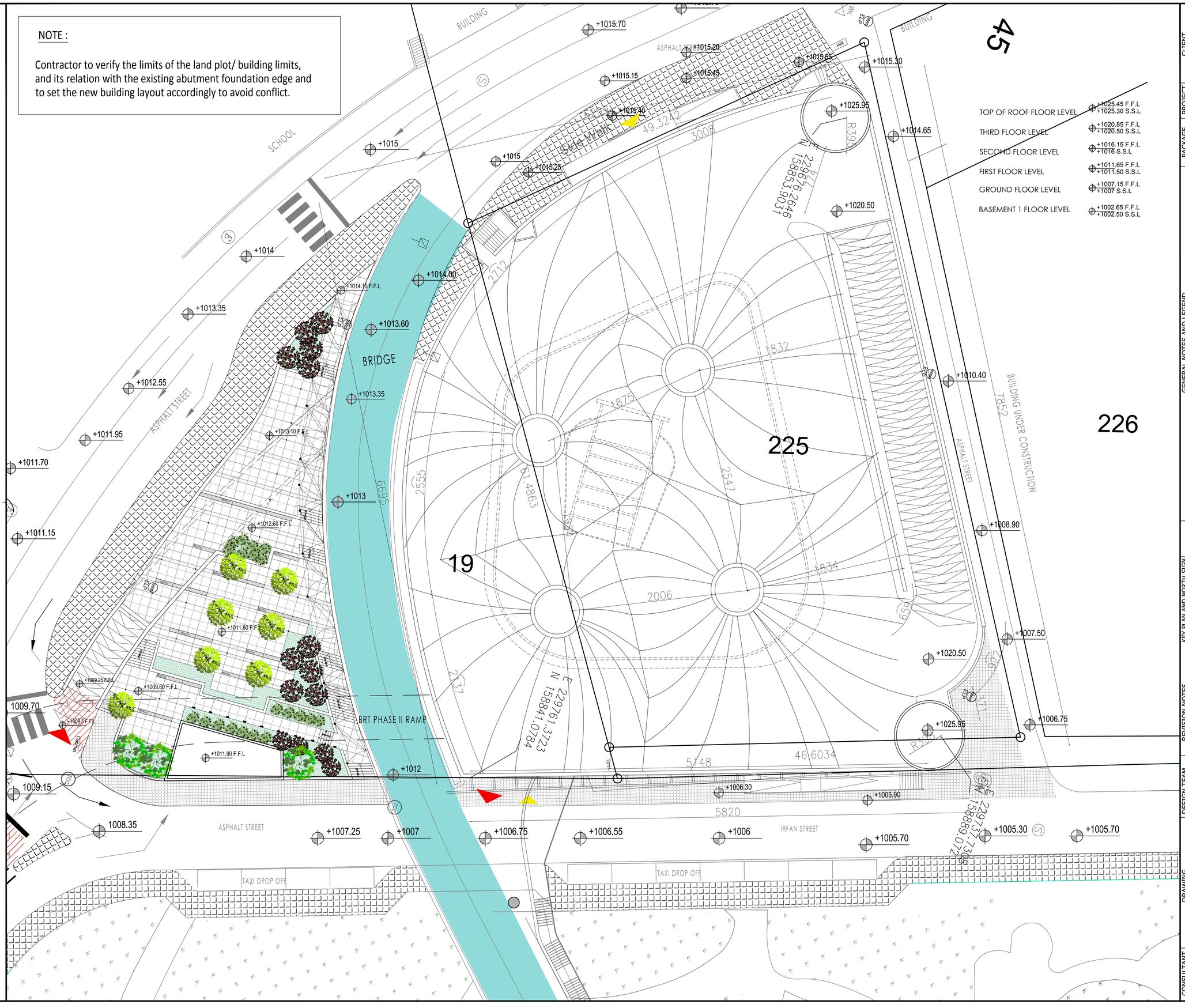

FOR BINDING

GENERAL NOTES AND LEGEND	
TOP OF ROOF FLOOR LEVEL	+1025.45 F.F.L +1025.30 S.S.L
THIRD FLOOR LEVEL	+1020.85 F.F.L +1020.50 S.S.L
SECOND FLOOR LEVEL	+1016.15 F.F.L +1016 S.S.L
FIRST FLOOR LEVEL	+1011.65 F.F.L +1011.50 S.S.L
GROUND FLOOR LEVEL	+1007.15 F.F.L +1007 S.S.L
BASEMENT 1 FLOOR LEVEL	+1002.65 F.F.L +1002.50 S.S.L

CLIENT

أمانة عمّان الكبرى

Greater Amman Municipality

PROJECT

Bus Rapid Transit (BRT) System in Amman

PACKAGE

Swuayleh Terminal

KEY PLAN AND NORTH SIGN

REVISION NOTES

PURPOSE OF ISSUE: REVISED DRAWINGS

* BUS TRACK (DIMENSIONS, LEVELS, CURVES, ...) SHOWN ON THE DRAWINGS IS THE ORIGINAL WHICH WAS PROPOSED BY SDG AND NO CHANGES WERE MAKE TO IT. YET SDG TO REVISE AND CONFIRM THEIR DESIGN.

REV.	DESCRIPTION	DATE	DWN	CHKD	APPD
0	REVISED DRAWINGS	MAY 2019			

DESIGN TEAM

PRODUCED BY:	SIGNATURE:
DESIGNED BY: I.TAHHAN	SIGNATURE:
CHECKED BY: I.TAHHAN	SIGNATURE:
PROJECT MANAGER:	SIGNATURE:
DEPUTY DIRECTOR of ENG. AFFAIRS:	SIGNATURE:

DRAWING

DRAWING TITLE: SITE PLAN

THIS IS A CAD DRAWING AND MUST NOT BE ALTERED MANUALLY

ISSUE DATE: MAY 2019	SCALE:1:200	ORIG. DWG SIZE: ( )	REV.
DRAWING NUMBER: A5-101	Sht. 6 of		0

THIS DRAWING IS THE COPYRIGHT OF CLIENT AND CONSULTANT AND MUST NOT BE RETAINED, COPIED OR USED WITHOUT THE AUTHORIZATION

CONSULTANT

Architectural Design: طحان و رشناق tahhanandbushnaqconsultants

Structural Design: Esc Engineering Solutions & Consulting

Electromechanical Design: ACTIVE

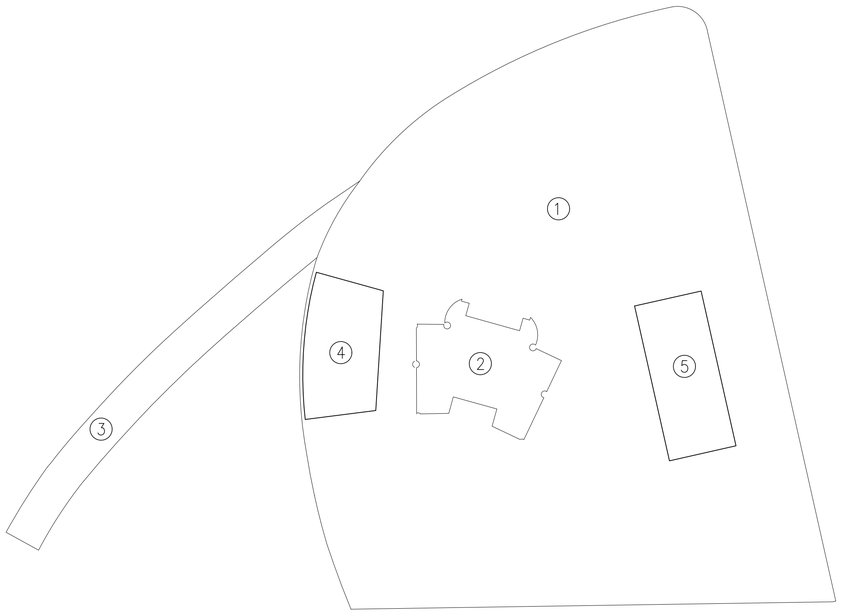

LEVEL 1002.5

		AREA (m^2)
01	BY CAD	4153.6
02	BY CAD	−208.6
03	BY CAD	285.5
04	BY CAD	−168.8
05	BY CAD	−184.4
TOTAL		3877.3

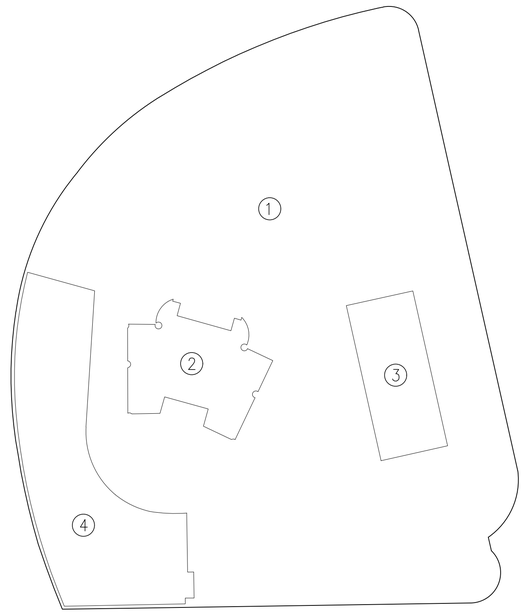

LEVEL 1011.5

		AREA (m^2)
01	BY CAD	4086.4
02	BY CAD	−208.6
03	BY CAD	−184.4
04	BY CAD	−518.8
TOTAL		3174.6

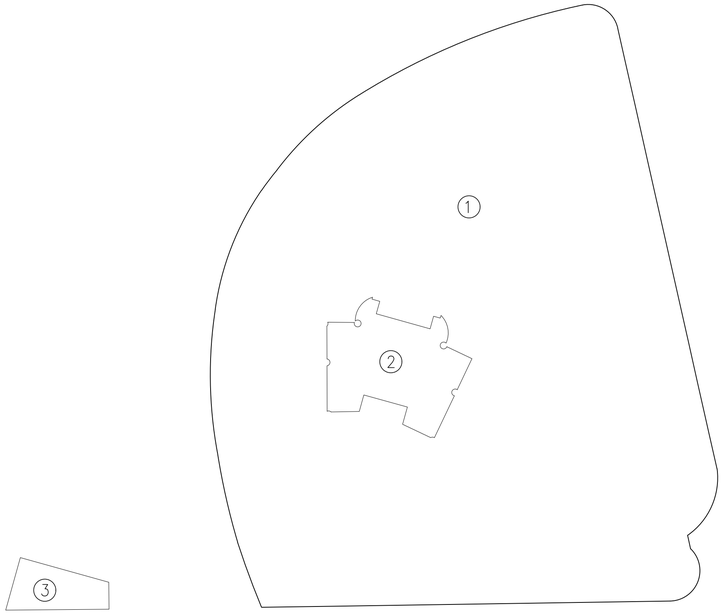

LEVEL 1007

		AREA (m^2)
01	BY CAD	4086.4
02	BY CAD	−208.6
03	BY CAD	66.5
TOTAL		3944.3

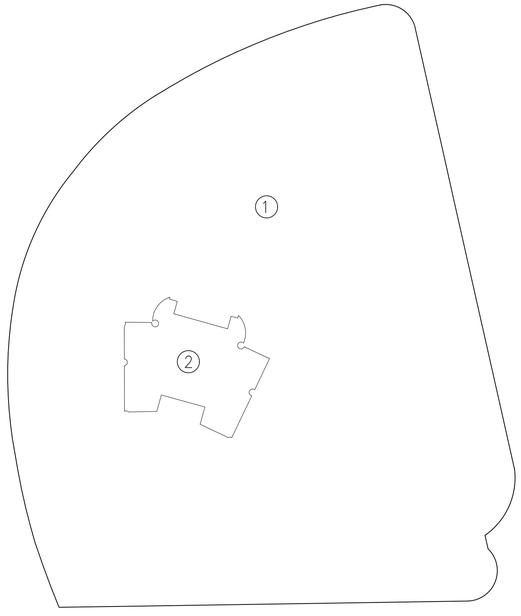

LEVEL 1016

		AREA (m^2)
01	BY CAD	4086.4
02	BY CAD	−208.6
TOTAL		3877.8

FOR BINDING

CLIENT

أمانة عمّان الكبرى

Greater Amman Municipality

PROJECT

Bus Rapid Transit (BRT) System in Amman

PACKAGE

Swuayleh Terminal

GENERAL NOTES AND LEGEND

PURPOSE OF ISSUE: REVISED DRAWINGS

KEY PLAN AND NORTH SIGN

REVISION NOTES

* BUS TRACK (DIMENSIONS, LEVELS, CURVES, ...) SHOWN ON THE DRAWINGS IS THE ORIGINAL WHICH WAS PROPOSED BY SDG AND NO CHANGES WERE MAKE TO IT. YET SDG TO REVISE AND CONFIRM THEIR DESIGN.

REV.	DESCRIPTION	DATE	DWN	CHKD	APPD
0	REVISED DRAWINGS	MAY 2019			

DESIGN TEAM

PRODUCED BY:	SIGNATURE:
DESIGNED BY: I.TAHHAN	SIGNATURE:
CHECKED BY: I.TAHHAN	SIGNATURE:
PROJECT MANAGER:	SIGNATURE:
DEPUTY DIRECTOR of ENG. AFFAIRS:	SIGNATURE:

DRAWING

DRAWING TITLE:

AREA SCHEDULE

THIS IS A CAD DRAWING AND MUST NOT BE ALTERED MANUALLY

ISSUE DATE: MAY 2019 | SCALE: 1:400 | ORIG. DWG SIZE: ( ) | REV.

DRAWING NUMBER: AH-101 | Sht. 7 of | 0

THIS DRAWING IS THE COPYRIGHT OF CLIENT AND CONSULTANT AND MUST NOT BE RETAINED, COPIED OR USED WITHOUT THE AUTHORIZATION

CONSULTANT

Architectural Design: طحان وبشناق tahhanandbushnaqconsultants

Structural Design: Esc Engineering Solutions & Consulting

Electromechanical Design: ACTIVE

FOR BINDING

LEVEL 1020.5

		AREA (m^2)
01	BY CAD	1242.8
02	BY CAD	50.9
03	BY CAD	49.9
TOTAL		1343.6

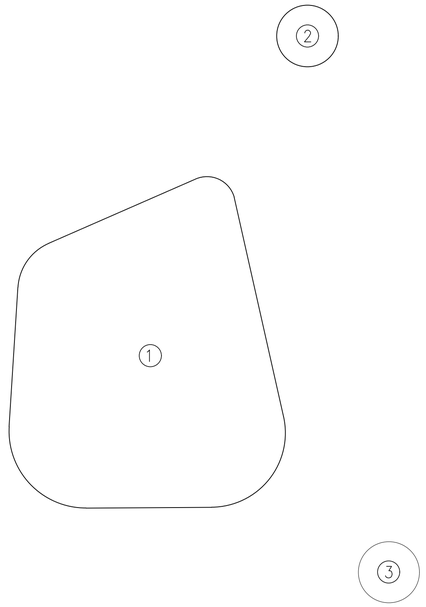

STIARCASE

		AREA (m^2)
01	BY CAD	19.1
TOTAL		19.1



CANOPIES

		AREA (m^2)
01	BY CAD	84.6
02	BY CAD	32.8
TOTAL		117.4

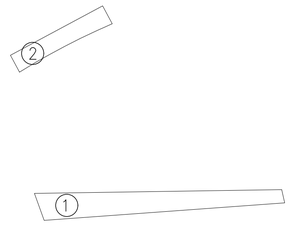

TENSILE STRUCTURE

		AREA (m^2)
01	BY CAD	3435.3
TOTAL		3435.3

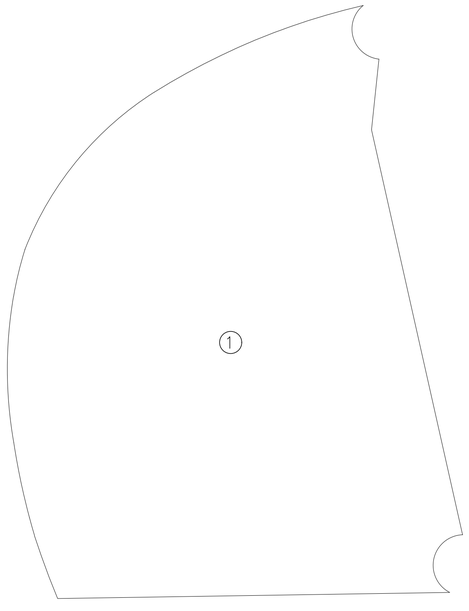

AREA SUMMARY

	AREA (m^2)
BASEMENT 1 1002.5	3877.3
GROUND FLOOR 1007	3944.3
FIRST FLOOR 1011.5	3174.6
SECOND FLOOR 1016	3877.8
THIRD FLOOR 1020.5	1343.6
TOTAL	16217.6

	AREA (m^2)
FLOORS AREA	16217.6
CANOPIES	117.4
STAIRCASE	19.1

CLIENT

أمانة عمّان الكبرى

Greater Amman Municipality

PROJECT

Bus Rapid Transit (BRT) System in Amman

PACKAGE

Swuayleh Terminal

GENERAL NOTES AND LEGEND

KEY PLAN AND NORTH SIGN

PURPOSE OF ISSUE:

REVISED DRAWINGS

REVISION NOTES

* BUS TRACK (DIMENSIONS, LEVELS, CURVES, ...) SHOWN ON THE DRAWINGS IS THE ORIGINAL WHICH WAS PROPOSED BY SDG AND NO CHANGES WERE MAKE TO IT. YET SDG TO REVISE AND CONFIRM THEIR DESIGN.

REV.	DESCRIPTION	DATE	DWN	CHKD	APPD
0	REVISED DRAWINGS	MAY 2019			

DESIGN TEAM

PRODUCED BY:	SIGNATURE:
DESIGNED BY: I.TAHHAN	SIGNATURE:
CHECKED BY: I.TAHHAN	SIGNATURE:
PROJECT MANAGER:	SIGNATURE:
DEPUTY DIRECTOR of ENG. AFFAIRS:	SIGNATURE:

DRAWING

DRAWING TITLE:

AREA SCHEDULE

THIS IS A CAD DRAWING AND MUST NOT BE ALTERED MANUALLY

ISSUE DATE: MAY 2019	SCALE: 1:400	ORIG. DWG SIZE: ( )	REV.
DRAWING NUMBER: AH-102	Sht. 8 of		0

THIS DRAWING IS THE COPYRIGHT OF CLIENT AND CONSULTANT AND MUST NOT BE RETAINED, COPIED OR USED WITHOUT THE AUTHORIZATION

CONSULTANT

Architectural Design: طحان وبشناق tahhanandbushnaqconsultants

Structural Design: ESC Engineering Solutions & Consulting

Electromechanical Design: ACTIVE

FOR BINDING

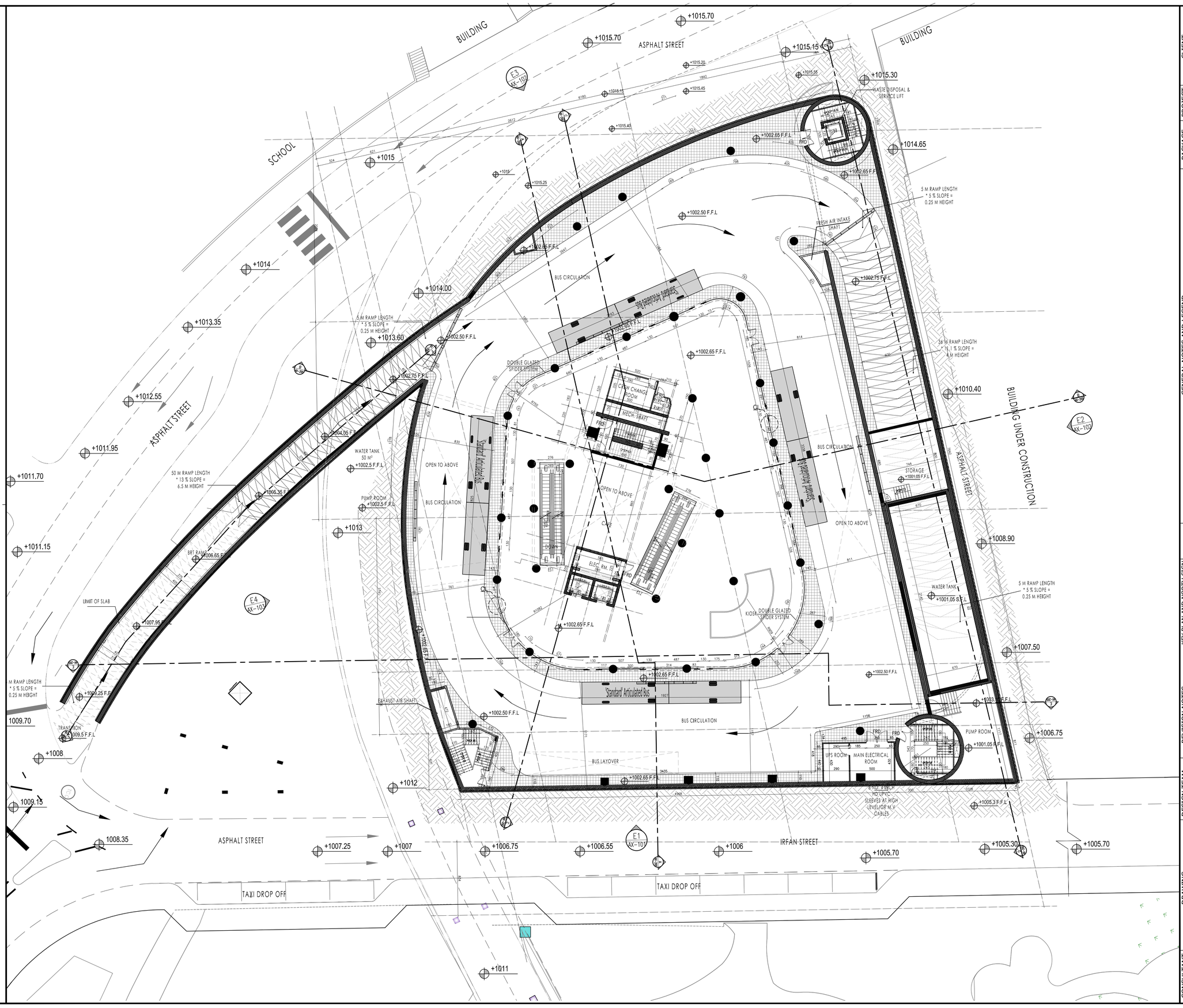

CLIENT

أمانة عمّان الكبرى

Greater Amman Municipality

PROJECT

Bus Rapid Transit (BRT) System in Amman

PACKAGE

Swuayleh Terminal

GENERAL NOTES AND LEGEND

NOTE :

* ALL DIMENSIONS ON ARCH. DRAWINGS ARE IN (cm) AND ALL LEVELS ARE IN (m) UNLESS OTHERWISE INDICATED.

* DO NOT REFERE TO ELEC. OR MECH. PLANS FOR ARCHITECTURAL INFORMATION.

* NO USE OF SCALE IS ALLOWED. ONLY FIGURED DIMENSIONS ARE TO BE TAKEN INTO CONSIDERATION.

* IN CASE OF DOORS AND WINDOWS DIMENSIONS SHOWS THE SIZE OF STRUCTURAL OPENINGS.

* SEVERAL FEATURES ARE SHOWN THAT ARE RELATED TO MEP PLANS. REFER TO THESE FOR MORE SPECIFIC DETAILS

* FRD = FIRE RATED DOOR

PURPOSE OF ISSUE:

REVISED DRAWINGS

KEY PLAN AND NORTH SIGN



REVISION NOTES

* BUS TRACK (DIMENSIONS, LEVELS, CURVES, ...) SHOWN ON THE DRAWINGS IS THE ORIGINAL WHICH WAS PROPOSED BY SDG AND NO CHANGES WERE MAKE TO IT. YET SDG TO REVISE AND CONFIRM THEIR DESIGN.

REV.	DESCRIPTION	DATE	DWN	CHKD	APPD
0	REVISED DRAWINGS	MAY 2019			

DESIGN TEAM

PRODUCED BY:	SIGNATURE:
DESIGNED BY: I.TAHHAN	SIGNATURE:
CHECKED BY: I.TAHHAN	SIGNATURE:
PROJECT MANAGER:	SIGNATURE:
DEPUTY DIRECTOR of ENG. AFFAIRS:	SIGNATURE:

DRAWING

DRAWING TITLE:

FIRST BASEMENT FLOOR

LEVEL 1002.5

BRT DROP OFF

THIS IS A CAD DRAWING AND MUST NOT BE ALTERED MANUALLY

ISSUE DATE: MAY 2019	SCALE: 1:200	ORIG. DWG SIZE: ( )	REV.
DRAWING NUMBER: AP-102	Sht. 10 of		0

THIS DRAWING IS THE COPYRIGHT OF CLIENT AND CONSULTANT AND MUST NOT BE RETAINED, COPIED OR USED WITHOUT THE AUTHORIZATION

CONSULTANT

Architectural Design: طحان وشناق tahhanandbushnaqconsultans

Structural Design: Esc Engineering Solutions & Consulting

Electromechanical Design: ACTIVE

FOR BINDING

BUILDING
ASPHALT STREET
SCHOOL
BUILDING
BUILDING UNDER CONSTRUCTION
BRIDGE
IRFAN STREET
PATH
ASPHALT STREET
ASPHALT STREET
TAXI DROP OFF
TAXI DROP OFF
BRT ONLY
BRT ENTRANCE ONLY
BRT TUNNEL
RAMP SLAB LEVEL +1012.15
CCTV RM.
STORE
SERVER
ELECTRICAL ROOM
MEN TOILETS
WOMEN TOILETS
JANITORS
OPEN OFFICES
DOUBLE GLAZED SPIDER SYSTEM
MECH. SHAFT
OPEN TO BELOW
OPEN TO ABOVE
CONCRETE CATWALK
PASSENGER SERVICE AREA 64.70
TICKET OFFICE AREA 80.50
EXHAUST AIR SHAFT
STEEL STAIR
MAIN ENTRANCE
KIOSK
KITCHEN
CAFE
TERRACE
TRUCK PARKING
CIVIL DEFENSE PARKING
OPEN TO BELOW
FRESH AIR INTAKE SHAFT
WASTE DISPOSAL & SERVICE LIFT
6MM H.P.L MATERIAL
MECHANICAL ROOF
5 M RAMP LENGTH * 5 % SLOPE = 0.25 M HEIGHT
36 M RAMP LENGTH * 5 % SLOPE = 1.8 M HEIGHT
EXISTING WALL
STAND BY GENERATOR
TRANSFORMER
Wall
+1006.80
+1011
E1 AX-101
E2 AX-102
E3 AX-103
E4 AX-104

GENERAL NOTES AND LEGEND

NOTE :

* ALL DIMENSIONS ON ARCH. DRAWINGS ARE IN (cm) AND ALL LEVELS ARE IN (m) UNLESS OTHERWISE INDICATED.

* DO NOT REFERE TO ELEC. OR MECH. PLANS FOR ARCHITECTURAL INFORMATION.

* NO USE OF SCALE IS ALLOWED. ONLY FIGURED DIMENSIONS ARE TO BE TAKEN INTO CONSIDERATION.

* IN CASE OF DOORS AND WINDOWS DIMENSIONS SHOWS THE SIZE OF STRUCTURAL OPENINGS.

* SEVERAL FEATURES ARE SHOWN THAT ARE RELATED TO MEP PLANS. REFER TO THESE FOR MORE SPECIFIC DETAILS

* FRD = FIRE RATED DOOR

CLIENT

أمانة عمّان الكبرى
Greater Amman Municipality

PROJECT

Bus Rapid Transit (BRT) System in Amman

PACKAGE

Swuayleh Terminal

KEY PLAN AND NORTH SIGN

REVISION NOTES

* BUS TRACK (DIMENSIONS, LEVELS, CURVES, ...) SHOWN ON THE DRAWINGS IS THE ORIGINAL WHICH WAS PROPOSED BY SDG AND NO CHANGES WERE MAKE TO IT. YET SDG TO REVISE AND CONFIRM THEIR DESIGN.

REV.	DESCRIPTION	DATE	DWN	CHKD	APPD
0	REVISED DRAWINGS	MAY 2019			

DESIGN TEAM

PRODUCED BY:	SIGNATURE:
DESIGNED BY: I.TAHHAN	SIGNATURE:
CHECKED BY: I.TAHHAN	SIGNATURE:
PROJECT MANAGER:	SIGNATURE:
DEPUTY DIRECTOR of ENG. AFFAIRS:	SIGNATURE:

DRAWING

PURPOSE OF ISSUE: REVISED DRAWINGS

DRAWING TITLE:

GROUND FLOOR PLAN
LEVEL 1007
MAIN ENTRANCE

THIS IS A CAD DRAWING AND MUST NOT BE ALTERED MANUALLY

ISSUE DATE: MAY 2019	SCALE: 1:200	ORIG. DWG SIZE: ( )	REV.
DRAWING NUMBER: AP-103	Sht. 11 of		0

THIS DRAWING IS THE COPYRIGHT OF CLIENT AND CONSULTANT AND MUST NOT BE RETAINED, COPIED OR USED WITHOUT THE AUTHORIZATION

CONSULTANT

Architectural Design: مكان وشناق tahhanandbushnaqconsultants
Structural Design: Esc Engineering Solutions & Consulting
Electromechanical Design: ACTIVE



FOR BINDING

CLIENT

أمانة عمّان الكبرى

Greater Amman Municipality

PROJECT

Bus Rapid Transit (BRT) System in Amman

PACKAGE

Swuayleh Terminal

GENERAL NOTES AND LEGEND

NOTE :

* ALL DIMENSIONS ON ARCH. DRAWINGS ARE IN (cm) AND ALL LEVELS ARE IN (m) UNLESS OTHERWISE INDICATED.

* DO NOT REFERE TO ELEC. OR MECH. PLANS FOR ARCHITECTURAL INFORMATION.

* NO USE OF SCALE IS ALLOWED. ONLY FIGURED DIMENSIONS ARE TO BE TAKEN INTO CONSIDERATION.

* IN CASE OF DOORS AND WINDOWS DIMENSIONS SHOWS THE SIZE OF STRUCTURAL OPENINGS.

* SEVERAL FEATURES ARE SHOWN THAT ARE RELATED TO MEP PLANS. REFER TO THESE FOR MORE SPECIFIC DETAILS

* FRD = FIRE RATED DOOR

PURPOSE OF ISSUE: REVISED DRAWINGS

KEY PLAN AND NORTH SIGN

REVISION NOTES

* BUS TRACK (DIMENSIONS, LEVELS, CURVES, ...) SHOWN ON THE DRAWINGS IS THE ORIGINAL WHICH WAS PROPOSED BY SDG AND NO CHANGES WERE MAKE TO IT. YET SDG TO REVISE AND CONFIRM THEIR DESIGN.

REV.	DESCRIPTION	DATE	DWN	CHKD	APPD
0	REVISED DRAWINGS	MAY 2019			

DESIGN TEAM

PRODUCED BY:	SIGNATURE:
DESIGNED BY: I.TAHHAN	SIGNATURE:
CHECKED BY: I.TAHHAN	SIGNATURE:
PROJECT MANAGER:	SIGNATURE:
DEPUTY DIRECTOR of ENG. AFFAIRS:	SIGNATURE:

DRAWING

DRAWING TITLE:

FIRST FLOOR PLAN
LEVEL 1011.5
BRT PICK-UP

THIS IS A CAD DRAWING AND MUST NOT BE ALTERED MANUALLY

ISSUE DATE: MAY 2019	SCALE: 1:200	ORIG. DWG SIZE: ( )	REV.
DRAWING NUMBER: AP-104	Sht. 12 of		0

THIS DRAWING IS THE COPYRIGHT OF CLIENT AND CONSULTANT AND MUST NOT BE RETAINED, COPIED OR USED WITHOUT THE AUTHORIZATION

CONSULTANT

Architectural Design: طحان وبشناق tahhanandbushnaqconsultants

Structural Design: Esc Engineering Solutions & Consulting

Electromechanical Design: ACTIVE ENGINEERING CONSULTANTS

FOR BINDING

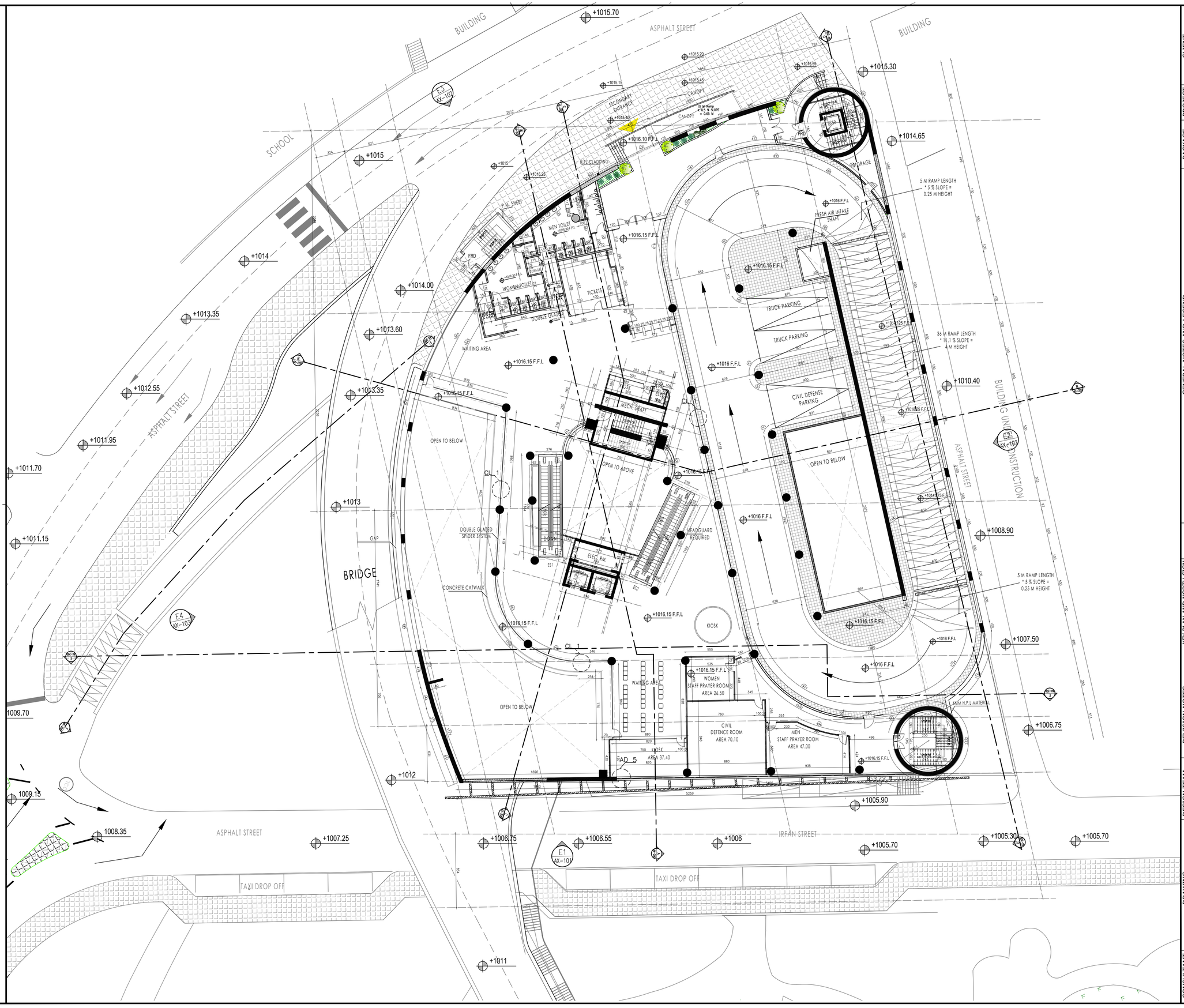

CLIENT

أمانة عمّان الكبرى

Greater Amman Municipality

PROJECT

Bus Rapid Transit (BRT) System in Amman

PACKAGE

Swuayleh Terminal

GENERAL NOTES AND LEGEND

NOTE :

* ALL DIMENSIONS ON ARCH. DRAWINGS ARE IN (cm) AND ALL LEVELS ARE IN (m) UNLESS OTHERWISE INDICATED.

* DO NOT REFERE TO ELEC. OR MECH. PLANS FOR ARCHITECTURAL INFORMATION.

* NO USE OF SCALE IS ALLOWED. ONLY FIGURED DIMENSIONS ARE TO BE TAKEN INTO CONSIDERATION.

* IN CASE OF DOORS AND WINDOWS DIMENSIONS SHOWS THE SIZE OF STRUCTURAL OPENINGS.

* SEVERAL FEATURES ARE SHOWN THAT ARE RELATED TO MEP PLANS. REFER TO THESE FOR MORE SPECIFIC DETAILS

* FRD = FIRE RATED DOOR

KEY PLAN AND NORTH SIGN

PURPOSE OF ISSUE:

REVISED DRAWINGS

REVISION NOTES

* BUS TRACK (DIMENSIONS, LEVELS, CURVES, ...) SHOWN ON THE DRAWINGS IS THE ORIGINAL WHICH WAS PROPOSED BY SDG AND NO CHANGES WERE MAKE TO IT. YET SDG TO REVISE AND CONFIRM THEIR DESIGN.

REV.	DESCRIPTION	DATE	DWN	CHKD	APPD
0	REVISED DRAWINGS	MAY 2019			

DESIGN TEAM

PRODUCED BY:	SIGNATURE:
DESIGNED BY: I.TAHHAN	SIGNATURE:
CHECKED BY: I.TAHHAN	SIGNATURE:
PROJECT MANAGER:	SIGNATURE:
DEPUTY DIRECTOR of ENG. AFFAIRS:	SIGNATURE:

DRAWING

DRAWING TITLE:

SECOND FLOOR PLAN
LEVEL 1016
SECONDARY PEDESTRIAN ENTRANCE

THIS IS A CAD DRAWING AND MUST NOT BE ALTERED MANUALLY

ISSUE DATE: MAY 2019	SCALE: 1:200	ORIG. DWG SIZE: ( )	REV.
DRAWING NUMBER: AP-105	Sht. 13 of		0

THIS DRAWING IS THE COPYRIGHT OF CLIENT AND CONSULTANT AND MUST NOT BE RETAINED, COPIED OR USED WITHOUT THE AUTHORIZATION

CONSULTANT

Architectural Design: طحان وشناق tahhanandbushnaqconsultants

Structural Design: Esc Engineering Solutions & Consulting

Electromechanical Design: ACTIVE

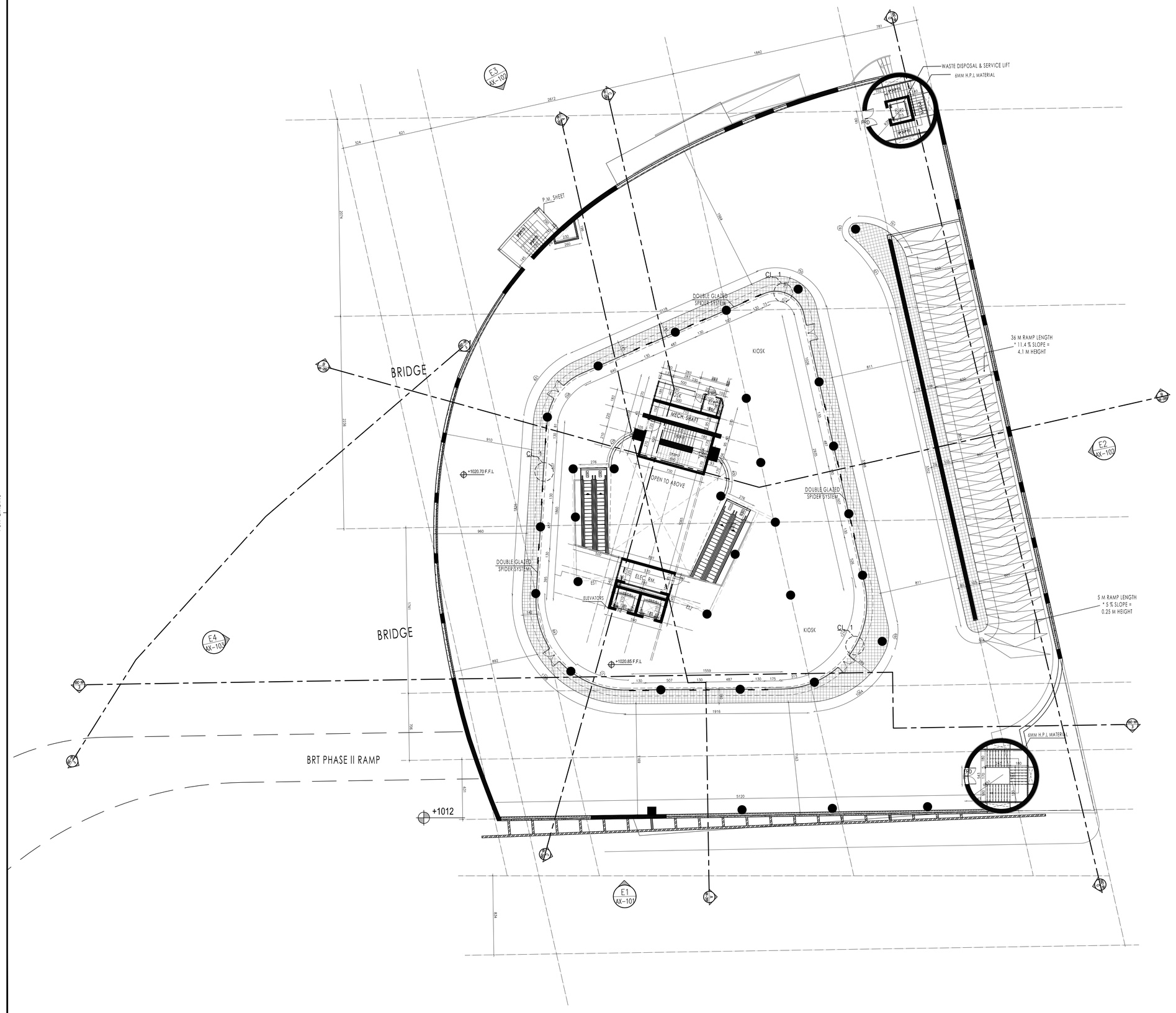

FOR BINDING

CLIENT

أمانة عمّان الكبرى

Greater Amman Municipality

PROJECT

Bus Rapid Transit (BRT) System in Amman

PACKAGE

Swuayleh Terminal

GENERAL NOTES AND LEGEND

NOTE :

* ALL DIMENSIONS ON ARCH. DRAWINGS ARE IN (cm) AND ALL LEVELS ARE IN (m) UNLESS OTHERWISE INDICATED.

* DO NOT REFERE TO ELEC. OR MECH. PLANS FOR ARCHITECTURAL INFORMATION.

* NO USE OF SCALE IS ALLOWED. ONLY FIGURED DIMENSIONS ARE TO BE TAKEN INTO CONSIDERATION.

* IN CASE OF DOORS AND WINDOWS DIMENSIONS SHOWS THE SIZE OF STRUCTURAL OPENINGS.

* SEVERAL FEATURES ARE SHOWN THAT ARE RELATED TO MEP PLANS. REFER TO THESE FOR MORE SPECIFIC DETAILS

* FRD = FIRE RATED DOOR

* LEVEL NOT OPEN TO THE PUBLIC AND NOT TO BE OPERATIONAL UNTIL PHASE II.

PURPOSE OF ISSUE:

REVISED DRAWINGS

KEY PLAN AND NORTH SIGN

REVISION NOTES

* BUS TRACK (DIMENSIONS, LEVELS, CURVES, ...) SHOWN ON THE DRAWINGS IS THE ORIGINAL WHICH WAS PROPOSED BY SDG AND NO CHANGES WERE MAKE TO IT. YET SDG TO REVISE AND CONFIRM THEIR DESIGN.

REV.	DESCRIPTION	DATE	DWN	CHKD	APPD
0	REVISED DRAWINGS	MAY 2019			

DESIGN TEAM

PRODUCED BY:	SIGNATURE:
DESIGNED BY: I.TAHHAN	SIGNATURE:
CHECKED BY: I.TAHHAN	SIGNATURE:
PROJECT MANAGER:	SIGNATURE:
DEPUTY DIRECTOR of ENG. AFFAIRS:	SIGNATURE:

DRAWING

DRAWING TITLE:

LEVEL 1020.5

PROVISION FOR BRT PHASE II

THIS IS A CAD DRAWING AND MUST NOT BE ALTERED MANUALLY

ISSUE DATE: MAY 2019	SCALE: 1:200	ORIG. DWG SIZE: ( )	REV.
DRAWING NUMBER: AP-106		Sht. 14 of	0

THIS DRAWING IS THE COPYRIGHT OF CLIENT AND CONSULTANT AND MUST NOT BE RETAINED, COPIED OR USED WITHOUT THE AUTHORIZATION

CONSULTANT

Architectural Design: tahhan and bushnaq consultants

Structural Design: Esc Engineering Solutions & Consulting

Electromechanical Design: ACTIVE

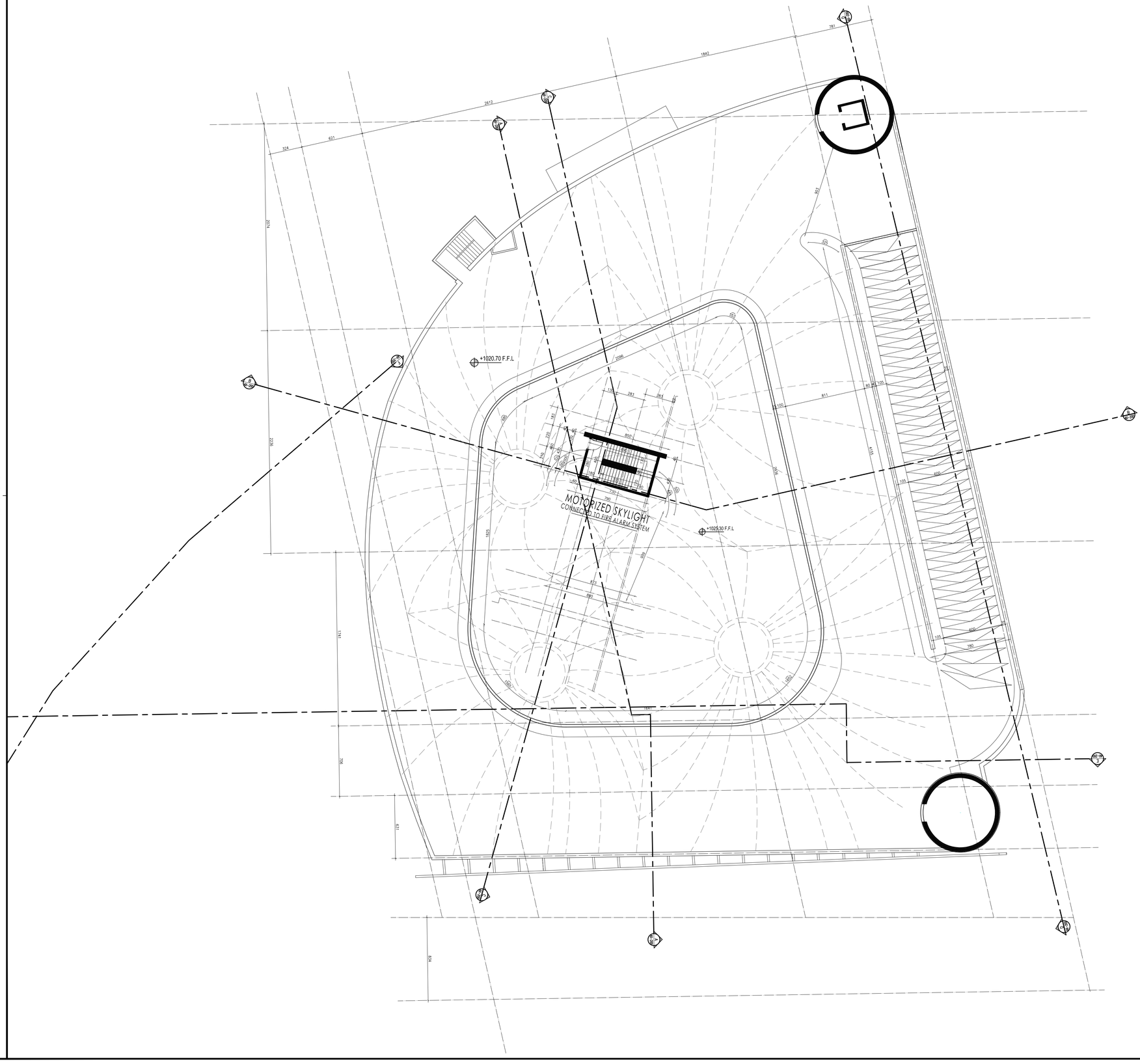

FOR BINDING

CLIENT

أمانة عمّان الكبرى

Greater Amman Municipality

PROJECT

Bus Rapid Transit (BRT) System in Amman

PACKAGE

Swuayleh Terminal

GENERAL NOTES AND LEGEND

* LEVEL NOT OPEN TO THE PUBLIC AND NOT TO BE OPERATIONAL UNTIL PHASE II.

PURPOSE OF ISSUE:

REVISED DRAWINGS

KEY PLAN AND NORTH SIGN

REVISION NOTES

* BUS TRACK (DIMENSIONS, LEVELS, CURVES, ...) SHOWN ON THE DRAWINGS IS THE ORIGINAL WHICH WAS PROPOSED BY SDG AND NO CHANGES WERE MAKE TO IT. YET SDG TO REVISE AND CONFIRM THEIR DESIGN.

REV.	DESCRIPTION	DATE	DWN	CHKD	APPD
0	REVISED DRAWINGS	MAY 2019			

DESIGN TEAM

PRODUCED BY:	SIGNATURE:
DESIGNED BY: I.TAHHAN	SIGNATURE:
CHECKED BY: I.TAHHAN	SIGNATURE:
PROJECT MANAGER:	SIGNATURE:
DEPUTY DIRECTOR of ENG. AFFAIRS:	SIGNATURE:

DRAWING

DRAWING TITLE:

ROOF FLOOR

THIS IS A CAD DRAWING AND MUST NOT BE ALTERED MANUALLY

ISSUE DATE: MAY 2019	SCALE:1:200	ORIG. DWG SIZE: ( )	REV.
DRAWING NUMBER: AP-107		Sht. 15 of	0

THIS DRAWING IS THE COPYRIGHT OF CLIENT AND CONSULTANT AND MUST NOT BE RETAINED, COPIED OR USED WITHOUT THE AUTHORIZATION

CONSULTANT

Architectural Design: tahhan&bushnaq consultants

Structural Design: Esc Engineering Solutions & Consulting

Electromechanical Design: ACTIVE ENGINEERING CONSULTANTS

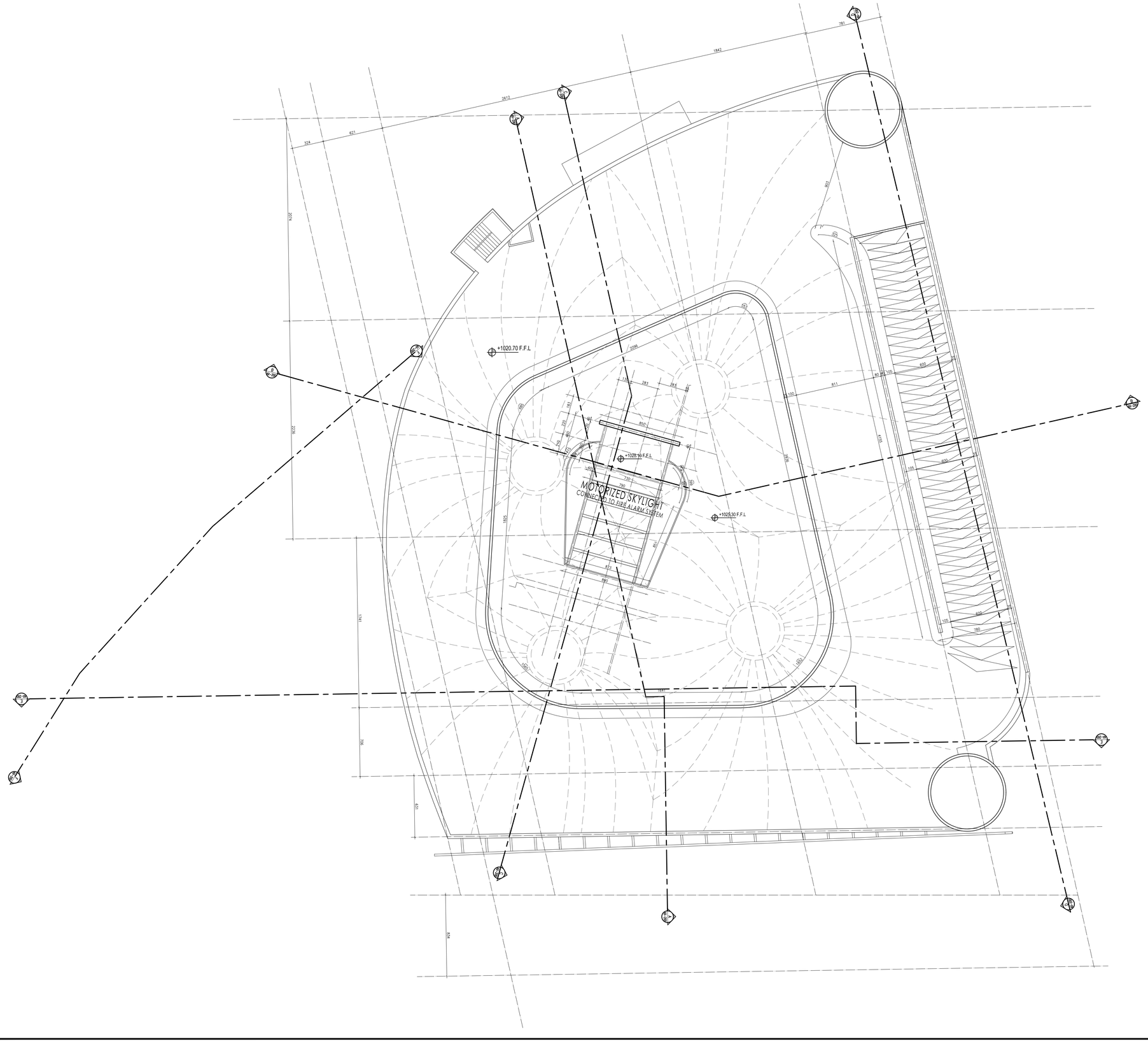

FOR BINDING

CLIENT

أمانة عمّان الكبرى

Greater Amman Municipality

PROJECT

Bus Rapid Transit (BRT) System in Amman

PACKAGE

Swuayleh Terminal

GENERAL NOTES AND LEGEND

NOTE :

* ALL DIMENSIONS ON ARCH. DRAWINGS ARE IN (cm) AND ALL LEVELS ARE IN (m) UNLESS OTHERWISE INDICATED.

* DO NOT REFERE TO ELEC. OR MECH. PLANS FOR ARCHITECTURAL INFORMATION.

* NO USE OF SCALE IS ALLOWED. ONLY FIGURED DIMENSIONS ARE TO BE TAKEN INTO CONSIDERATION.

* IN CASE OF DOORS AND WINDOWS DIMENSIONS SHOWS THE SIZE OF STRUCTURAL OPENINGS.

* SEVERAL FEATURES ARE SHOWN THAT ARE RELATED TO MEP PLANS. REFER TO THESE FOR MORE SPECIFIC DETAILS

* FRD = FIRE RATED DOOR

* LEVEL NOT OPEN TO THE PUBLIC AND NOT TO BE OPERATIONAL UNTIL PHASE II.

PURPOSE OF ISSUE:

REVISED DRAWINGS

KEY PLAN AND NORTH SIGN

REVISION NOTES

* BUS TRACK (DIMENSIONS, LEVELS, CURVES, ...) SHOWN ON THE DRAWINGS IS THE ORIGINAL WHICH WAS PROPOSED BY SDG AND NO CHANGES WERE MAKE TO IT. YET SDG TO REVISE AND CONFIRM THEIR DESIGN.

REV.	DESCRIPTION	DATE	DWN	CHKD	APPD
0	REVISED DRAWINGS	MAY 2019			

DESIGN TEAM

PRODUCED BY:	SIGNATURE:
DESIGNED BY: I.TAHHAN	SIGNATURE:
CHECKED BY: I.TAHHAN	SIGNATURE:
PROJECT MANAGER:	SIGNATURE:
DEPUTY DIRECTOR of ENG. AFFAIRS:	SIGNATURE:

DRAWING

DRAWING TITLE:

TOP OF ROOF

THIS IS A CAD DRAWING AND MUST NOT BE ALTERED MANUALLY

ISSUE DATE: MAY 2019	SCALE: 1:200	ORIG. DWG SIZE: ( )	REV.
DRAWING NUMBER: AP-108	Sht. 16 of		0

THIS DRAWING IS THE COPYRIGHT OF CLIENT AND CONSULTANT AND MUST NOT BE RETAINED, COPIED OR USED WITHOUT THE AUTHORIZATION

CONSULTANT

Architectural Design: طحان وشناق tahhanandbushnaqconsultans

Structural Design: Esc Engineering Solutions & Consulting

Electromechanical Design: ACTIVE

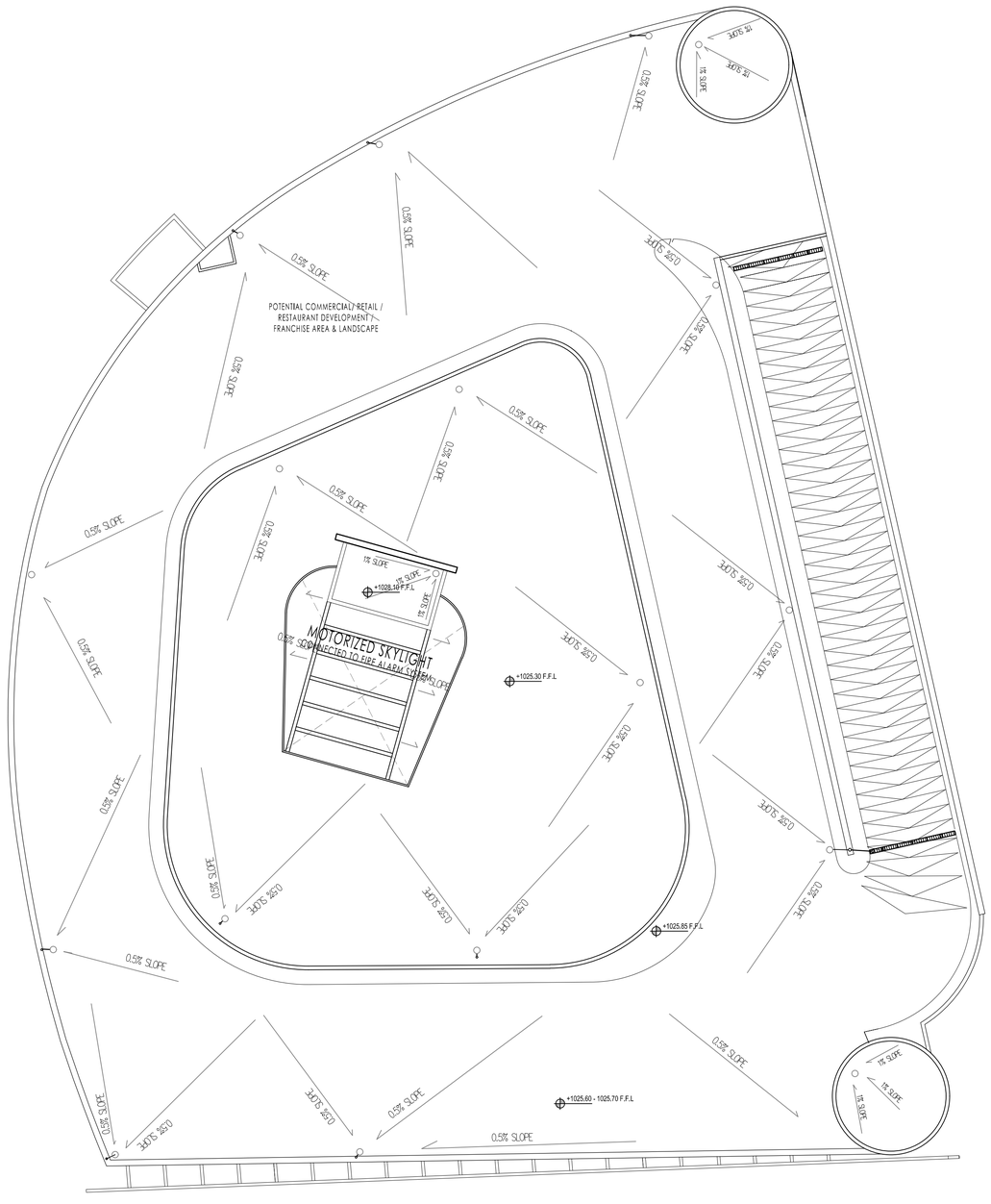

FOR BINDING

CLIENT

أمانة عمّان الكبرى

Greater Amman Municipality

PROJECT

Bus Rapid Transit (BRT) System in Amman

PACKAGE

Swuayleh Terminal

GENERAL NOTES AND LEGEND

KEY PLAN AND NORTH SIGN

PURPOSE OF ISSUE:

REVISED DRAWINGS

REVISION NOTES

* BUS TRACK (DIMENSIONS, LEVELS, CURVES, ...) SHOWN ON THE DRAWINGS IS THE ORIGINAL WHICH WAS PROPOSED BY SDG AND NO CHANGES WERE MAKE TO IT. YET SDG TO REVISE AND CONFIRM THEIR DESIGN.

REV.	DESCRIPTION	DATE	DWN	CHKD	APPD
0	REVISED DRAWINGS	MAY 2019			

DESIGN TEAM

PRODUCED BY:	SIGNATURE:
DESIGNED BY: I.TAHHAN	SIGNATURE:
CHECKED BY: I.TAHHAN	SIGNATURE:
PROJECT MANAGER:	SIGNATURE:
DEPUTY DIRECTOR of ENG. AFFAIRS:	SIGNATURE:

DRAWING

DRAWING TITLE:

DRAINAGE LAYOUT

THIS IS A CAD DRAWING AND MUST NOT BE ALTERED MANUALLY

ISSUE DATE: MAY 2019	SCALE: 1:200	ORIG. DWG SIZE: ( )	REV.
DRAWING NUMBER: AP-109		Sht. 17 of	0

THIS DRAWING IS THE COPYRIGHT OF CLIENT AND CONSULTANT AND MUST NOT BE RETAINED, COPIED OR USED WITHOUT THE AUTHORIZATION

CONSULTANT

Architectural Design: طحان وبشناق tahhanandbushnaqconsultants

Structural Design: Esc Engineering Solutions & Consulting

Electromechanical Design: ACTIVE

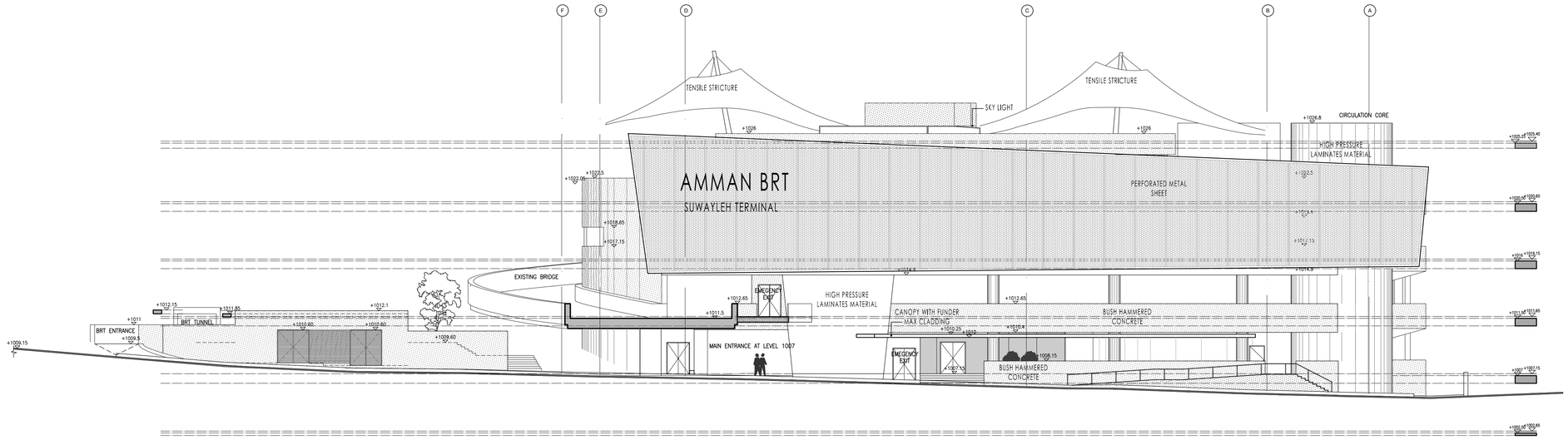

E1A EAST–NORTH ELEVATION (FRONT)
1:200

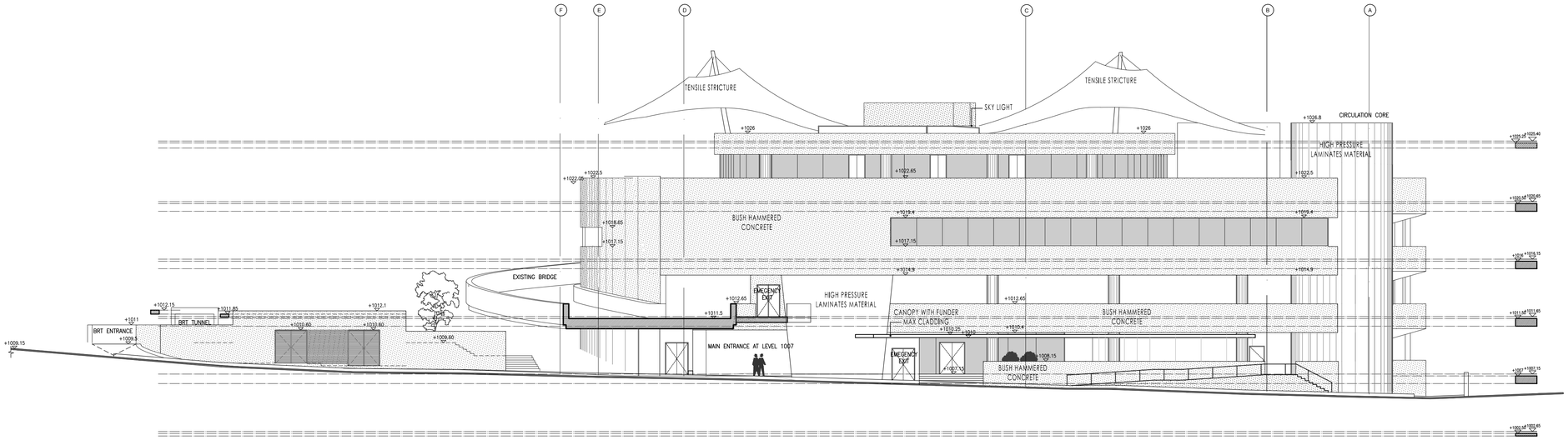

E1A EAST–NORTH ELEVATION (FRONT)
1:200

FOR BINDING

CLIENT

أمانة عمّان الكبرى

Greater Amman Municipality

PROJECT

Bus Rapid Transit (BRT) System in Amman

PACKAGE

Swuayleh Terminal

GENERAL NOTES AND LEGEND

NOTE :

* ELEVATION (E1A) SHOWS THE FRONT ELEVATION WITH THE PERFORATED SHEET

* ELEVATION (E1B) SHOWS THE FRONT ELEVATION BEHIND PERFORATED SHEET

* ALL DIMENSIONS ON ARCH. DRAWINGS ARE IN (cm) AND ALL LEVELS ARE IN (m) UNLESS OTHERWISE INDICATED .

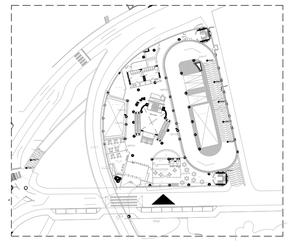

KEY PLAN AND NORTH SIGN

REVISION NOTES

PURPOSE OF ISSUE:

REVISED DRAWINGS

* BUS TRACK (DIMENSIONS, LEVELS, CURVES, ...) SHOWN ON THE DRAWINGS IS THE ORIGINAL WHICH WAS PROPOSED BY SDG AND NO CHANGES WERE MAKE TO IT. YET SDG TO REVISE AND CONFIRM THEIR DESIGN.

REV.	DESCRIPTION	DATE	DWN	CHKD	APPD
0	REVISED DRAWINGS	MAY 2019			

DESIGN TEAM

PRODUCED BY:	SIGNATURE:
DESIGNED BY: I.TAHHAN	SIGNATURE:
CHECKED BY: I.TAHHAN	SIGNATURE:
PROJECT MANAGER:	SIGNATURE:
DEPUTY DIRECTOR of ENG. AFFAIRS:	SIGNATURE:

DRAWING

DRAWING TITLE:

ELEVATIONS

THIS IS A CAD DRAWING AND MUST NOT BE ALTERED MANUALLY

ISSUE DATE: MAY 2019	SCALE: 1:200	ORIG. DWG SIZE: ( )	REV.
DRAWING NUMBER: AX-101	Sht. 18 of		0

THIS DRAWING IS THE COPYRIGHT OF CLIENT AND CONSULTANT AND MUST NOT BE RETAINED, COPIED OR USED WITHOUT THE AUTHORIZATION

CONSULTANT

Architectural Design: طهان و بشناق tahhanandbushnaqconsultants

Structural Design: ESC Engineering Solutions & Consulting

Electromechanical Design: ACTIVE

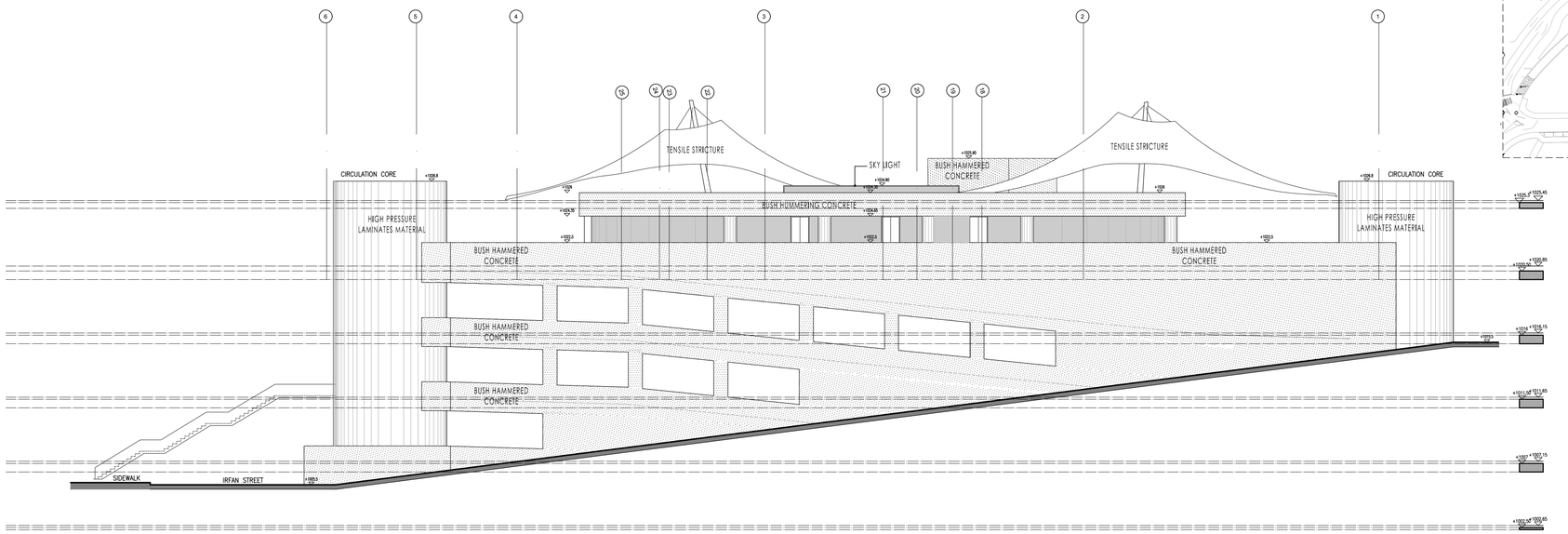

E2 NORTH–WEST ELEVATION (SIDE)
1:200

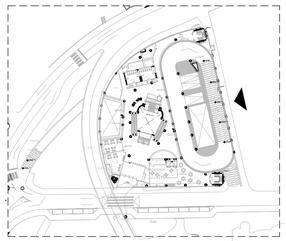

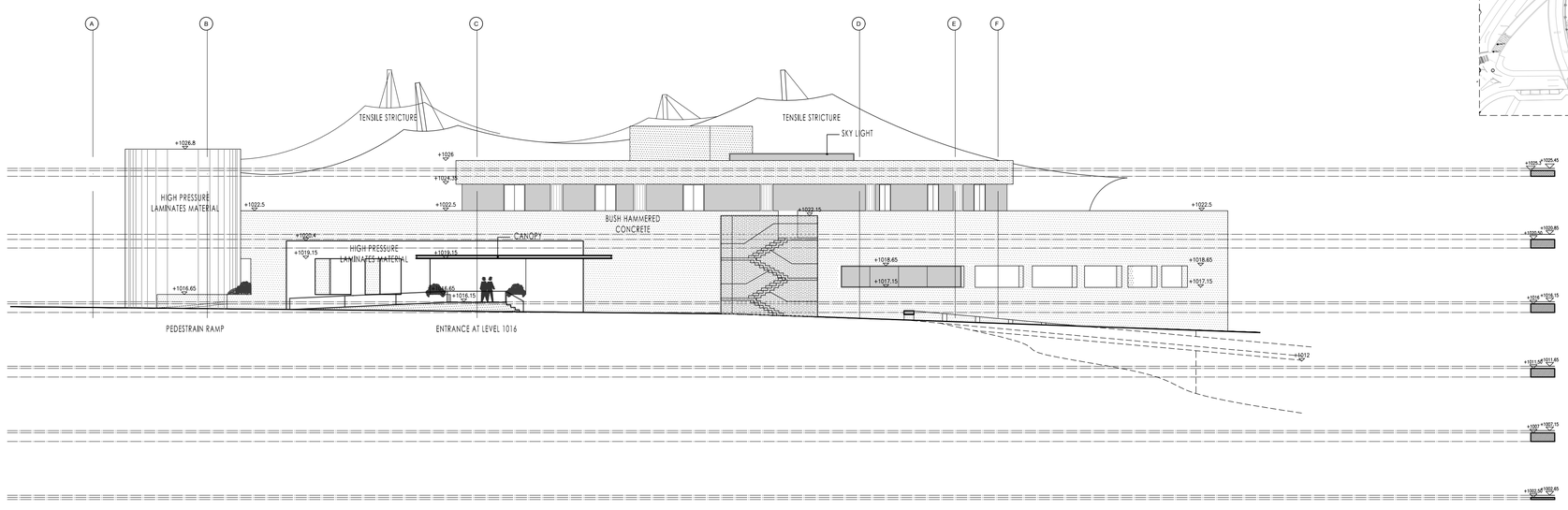

E3 SOUTH–WEST ELEVATION (REAR)
1:200

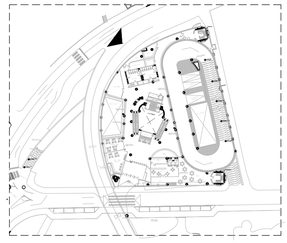

FOR BINDING

CLIENT

أمانة عمّان الكبرى

Greater Amman Municipality

PROJECT

Bus Rapid Transit (BRT) System in Amman

PACKAGE

Swuayleh Terminal

GENERAL NOTES AND LEGEND

NOTE :

* ALL DIMENSIONS ON ARCH. DRAWINGS ARE IN (cm) AND ALL LEVELS ARE IN (m) UNLESS OTHERWISE INDICATED .

KEY PLAN AND NORTH SIGN

REVISION NOTES

PURPOSE OF ISSUE:

REVISED DRAWINGS

* BUS TRACK (DIMENSIONS, LEVELS, CURVES, ...) SHOWN ON THE DRAWINGS IS THE ORIGINAL WHICH WAS PROPOSED BY SDG AND NO CHANGES WERE MAKE TO IT. YET SDG TO REVISE AND CONFIRM THEIR DESIGN.

REV.	DESCRIPTION	DATE	DWN	CHKD	APPD
0	REVISED DRAWINGS	MAY 2019			

DESIGN TEAM

PRODUCED BY:	SIGNATURE:
DESIGNED BY: I.TAHHAN	SIGNATURE:
CHECKED BY: I.TAHHAN	SIGNATURE:
PROJECT MANAGER:	SIGNATURE:
DEPUTY DIRECTOR of ENG. AFFAIRS:	SIGNATURE:

DRAWING

DRAWING TITLE:

ELEVATIONS

THIS IS A CAD DRAWING AND MUST NOT BE ALTERED MANUALLY

ISSUE DATE: MAY 2019	SCALE: 1:200	ORIG. DWG SIZE: ( )	REV.
DRAWING NUMBER: AX-102	Sht. 19 of		0

THIS DRAWING IS THE COPYRIGHT OF CLIENT AND CONSULTANT AND MUST NOT BE RETAINED, COPIED OR USED WITHOUT THE AUTHORIZATION

CONSULTANT

Architectural Design: طهان و بشناق tahhanandbushnaqconsultants

Structural Design: ESC Engineering Structures & Consulting

Electromechanical Design: ACTIVE

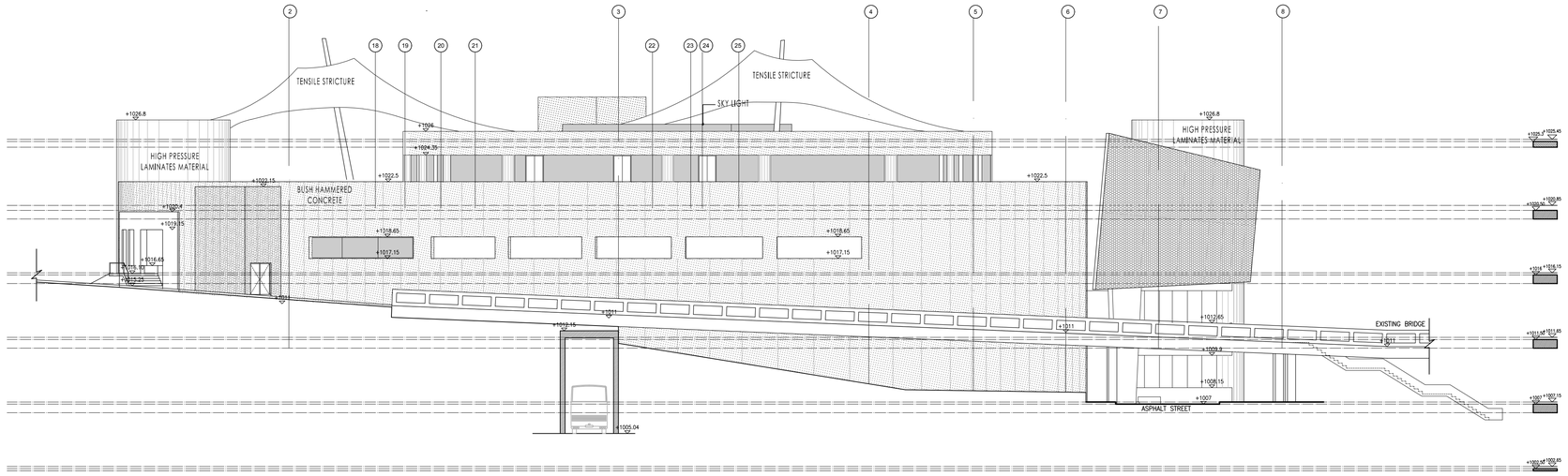

E4 SOUTH–EAST ELEVATION (SIDE)
1:200

FOR BINDING

CLIENT

أمانة عمّان الكبرى

Greater Amman Municipality

PROJECT

Bus Rapid Transit (BRT) System in Amman

PACKAGE

Swuayleh Terminal

GENERAL NOTES AND LEGEND

NOTE :

* ALL DIMENSIONS ON ARCH. DRAWINGS ARE IN (cm) AND ALL LEVELS ARE IN (m) UNLESS OTHERWISE INDICATED .

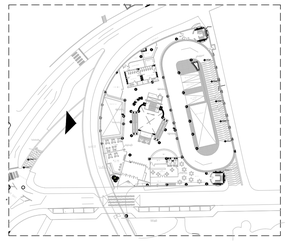

KEY PLAN AND NORTH SIGN

PURPOSE OF ISSUE:

REVISED DRAWINGS

REVISION NOTES

* BUS TRACK (DIMENSIONS, LEVELS, CURVES, ...) SHOWN ON THE DRAWINGS IS THE ORIGINAL WHICH WAS PROPOSED BY SDG AND NO CHANGES WERE MAKE TO IT. YET SDG TO REVISE AND CONFIRM THEIR DESIGN.

REV.	DESCRIPTION	DATE	DWN	CHKD	APPD
0	REVISED DRAWINGS	MAY 2019			

DESIGN TEAM

PRODUCED BY:	SIGNATURE:
DESIGNED BY: I.TAHHAN	SIGNATURE:
CHECKED BY: I.TAHHAN	SIGNATURE:
PROJECT MANAGER:	SIGNATURE:
DEPUTY DIRECTOR of ENG. AFFAIRS:	SIGNATURE:

DRAWING

DRAWING TITLE:

ELEVATIONS

THIS IS A CAD DRAWING AND MUST NOT BE ALTERED MANUALLY

ISSUE DATE: MAY 2019	SCALE: 1:200	ORIG. DWG SIZE: ( )	REV.
DRAWING NUMBER: AX-103	Sht. 20 of		0

THIS DRAWING IS THE COPYRIGHT OF CLIENT AND CONSULTANT AND MUST NOT BE RETAINED, COPIED OR USED WITHOUT THE AUTHORIZATION

CONSULTANT

Architectural Design: طحان و بشناق tahhanandbushnaqconsultants

Structural Design: ESC Engineering Solutions & Consulting

Electromechanical Design: ACTIVE

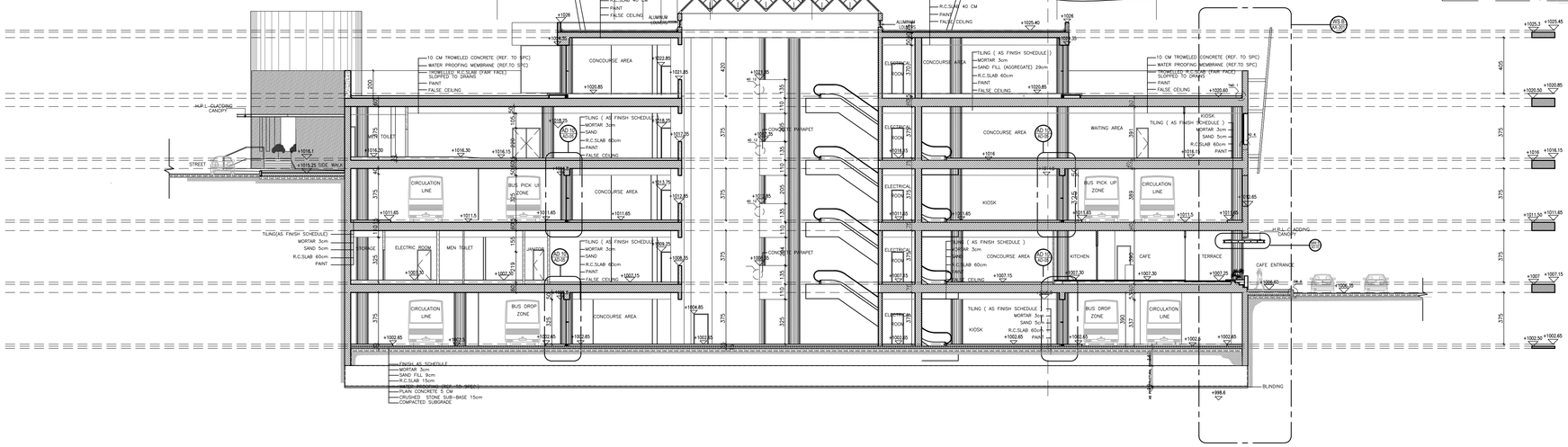

S1 SECTION A-A
1:200

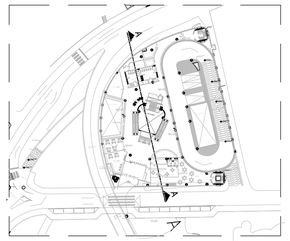

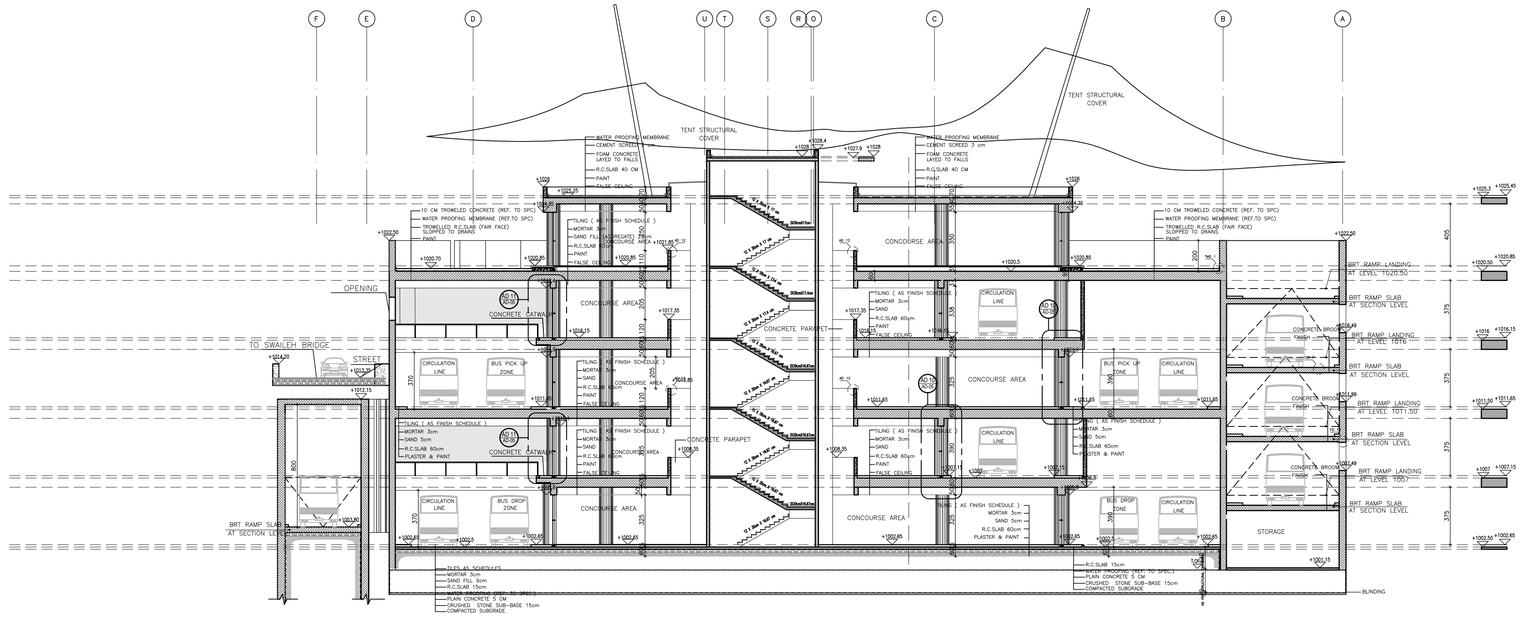

S2 SECTION B-B
1:200

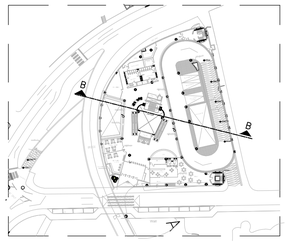

* BUS TRACK (DIMENSIONS, LEVELS, CURVES, ...) SHOWN ON THE DRAWINGS IS THE ORIGINAL WHICH WAS PROPOSED BY SDG AND NO CHANGES WERE MAKE TO IT. YET SDG TO REVISE AND CONFIRM THEIR DESIGN.

REV.	DESCRIPTION	DATE	DWN	CHKD	APPD
0	REVISED DRAWINGS	MAY 2019			

PRODUCED BY:	SIGNATURE:
DESIGNED BY: I.TAHHAN	SIGNATURE:
CHECKED BY: I.TAHHAN	SIGNATURE:
PROJECT MANAGER:	SIGNATURE:
DEPUTY DIRECTOR of ENG. AFFAIRS:	SIGNATURE:

DRAWING TITLE:

SECTION A-A
SECTION B-B

THIS IS A CAD DRAWING AND MUST NOT BE ALTERED MANUALLY

ISSUE DATE: MAY 2019	SCALE: 1:200	ORIG. DWG SIZE: ( )	REV.
DRAWING NUMBER: AX-201	Sht. 21 of		0

THIS DRAWING IS THE COPYRIGHT OF CLIENT AND CONSULTANT AND MUST NOT BE RETAINED, COPIED OR USED WITHOUT THE AUTHORIZATION

CONSULTANT

Architectural Design: طحان و بشناق tahhanandbushnaqconsultants

Structural Design: ESC Engineering Solutions & Consulting

Electromechanical Design: ACTIVE

DRAWING

DESIGN TEAM

REVISION NOTES

KEY PLAN AND NORTH SIGN

GENERAL NOTES AND LEGEND

NOTE :

* ALL DIMENSIONS ON ARCH. DRAWINGS ARE IN (cm) AND ALL LEVELS ARE IN (m) UNLESS OTHERWISE INDICATED .

* DO NOT REFERE TO ELEC. OR MECH. PLANS FOR ARCHITECTURAL INFORMATION

* NO USE OF SCALE IS ALLOWED. ONLY FIGURED DIMENSIONS ARE TO BE TAKEN INTO CONSIDERATION

* IN CASE OF DOORS AND WINDOWS DIMENSIONS SHOWS THE SIZE OF STRUCTURAL OPENINGS

* SLABS FAIR FACED CONCRETE

PACKAGE

Swuayleh Terminal

PROJECT

Bus Rapid Transit (BRT) System in Amman

CLIENT

Greater Amman Municipality

FOR BINDING

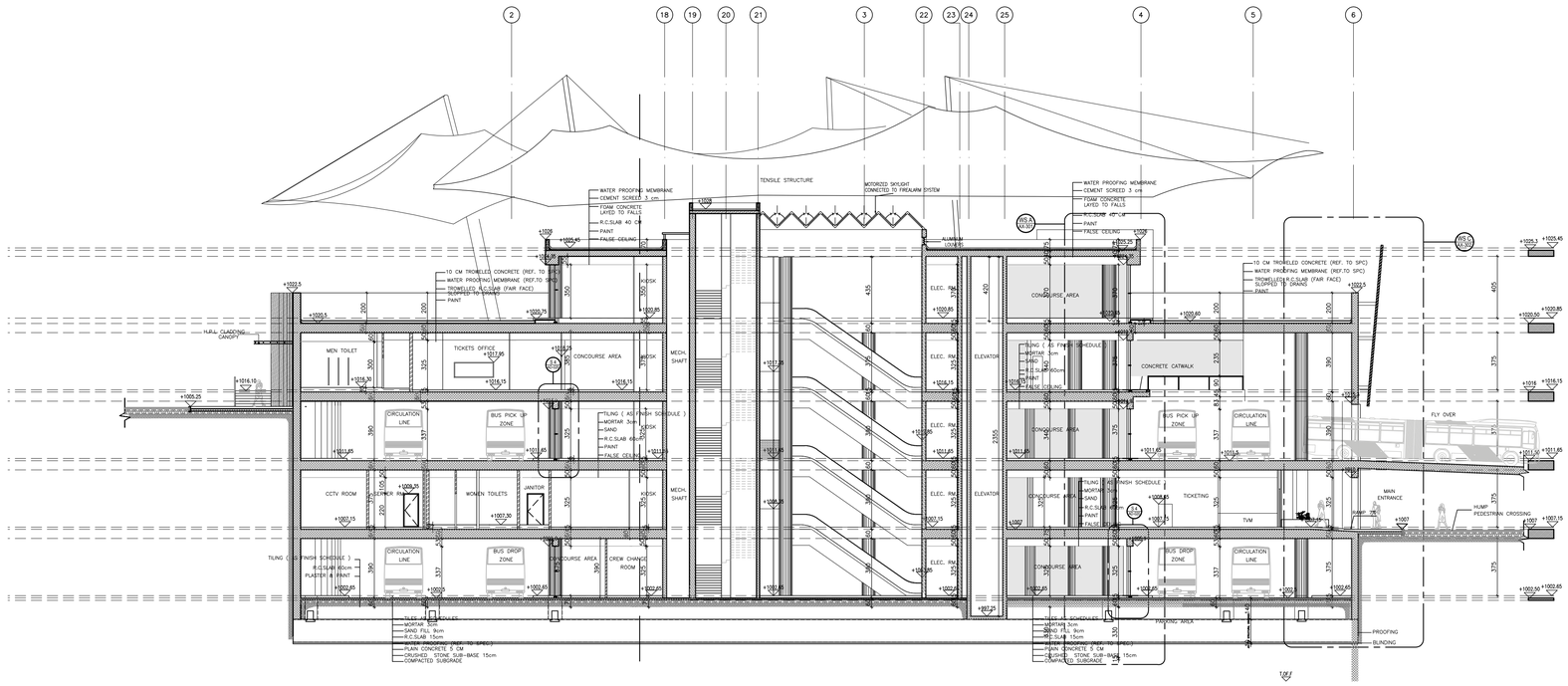

S3 SECTION C-C
1:200

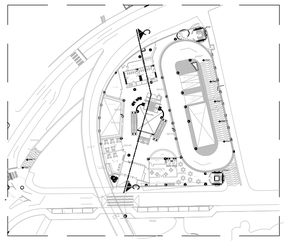

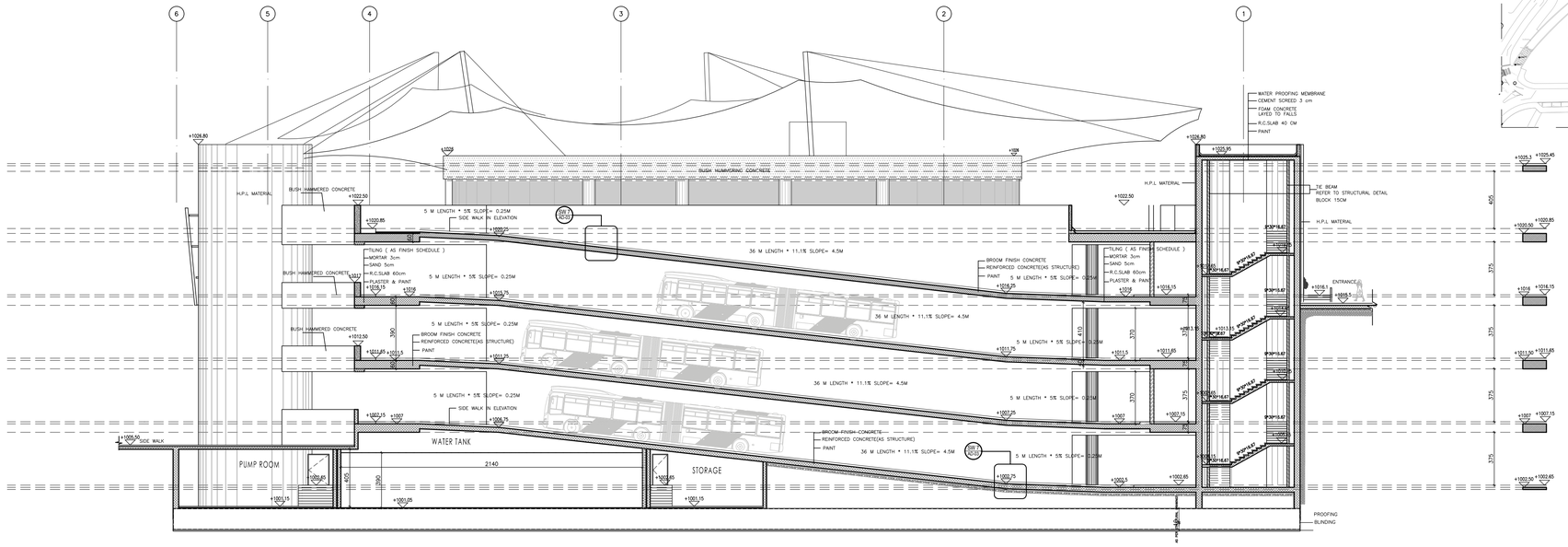

S4 SECTION D-D
1:200

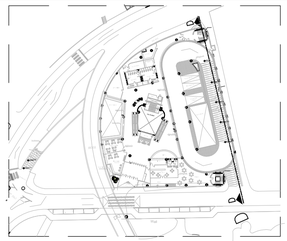

FOR BINDING

CLIENT

Greater Amman Municipality

PROJECT

Bus Rapid Transit (BRT) System in Amman

PACKAGE

Swuayleh Terminal

GENERAL NOTES AND LEGEND

NOTE :

* NUMBER OF PARKING LOTS 68

* ALL DIMENSIONS ON ARCH. DRAWINGS ARE IN (cm) AND ALL LEVELS ARE IN (m) UNLESS OTHERWISE INDICATED .

* DO NOT REFERE TO ELEC. OR MECH. PLANS FOR ARCHITECTURAL INFORMATION

* NO USE OF SCALE IS ALLOWED. ONLY FIGURED DIMENSIONS ARE TO BE TAKEN INTO CONSIDERATION

* IN CASE OF DOORS AND WINDOWS DIMENSIONS SHOWS THE SIZE OF STRUCTURAL OPENINGS

* DIMENSIONS SHOWING THE FULL HIEGHT OF DOOR OPENING ARE TAKEN FROM FINISHED FLOOR LEVEL TO THE BOTTOMN OF TRANSOM AT HEAD

* SLABS FAIR FACED CONCRETE

KEY PLAN AND NORTH SIGN

PURPOSE OF ISSUE:

REVISED DRAWINGS

REVISION NOTES

* BUS TRACK (DIMENSIONS, LEVELS, CURVES, ...) SHOWN ON THE DRAWINGS IS THE ORIGINAL WHICH WAS PROPOSED BY SDG AND NO CHANGES WERE MAKE TO IT. YET SDG TO REVISE AND CONFIRM THEIR DESIGN.

REV.	DESCRIPTION	DATE	DWN	CHKD	APPD
0	REVISED DRAWINGS	MAY 2019			

DESIGN TEAM

PRODUCED BY:	SIGNATURE:
DESIGNED BY: I.TAHHAN	SIGNATURE:
CHECKED BY: I.TAHHAN	SIGNATURE:
PROJECT MANAGER:	SIGNATURE:
DEPUTY DIRECTOR of ENG. AFFAIRS:	SIGNATURE:

DRAWING

DRAWING TITLE:

SECTION C-C
SECTION D-D

THIS IS A CAD DRAWING AND MUST NOT BE ALTERED MANUALLY

ISSUE DATE: MAY 2019	SCALE: 1:200	ORIG. DWG SIZE: ( )	REV.
DRAWING NUMBER: AX-202	Sht. 22 of		0

THIS DRAWING IS THE COPYRIGHT OF CLIENT AND CONSULTANT AND MUST NOT BE RETAINED, COPIED OR USED WITHOUT THE AUTHORIZATION

CONSULTANT

Architectural Design: tahhan and bushnaq consultants

Structural Design: ESC Engineering Solutions & Consulting

Electromechanical Design: ACTIVE

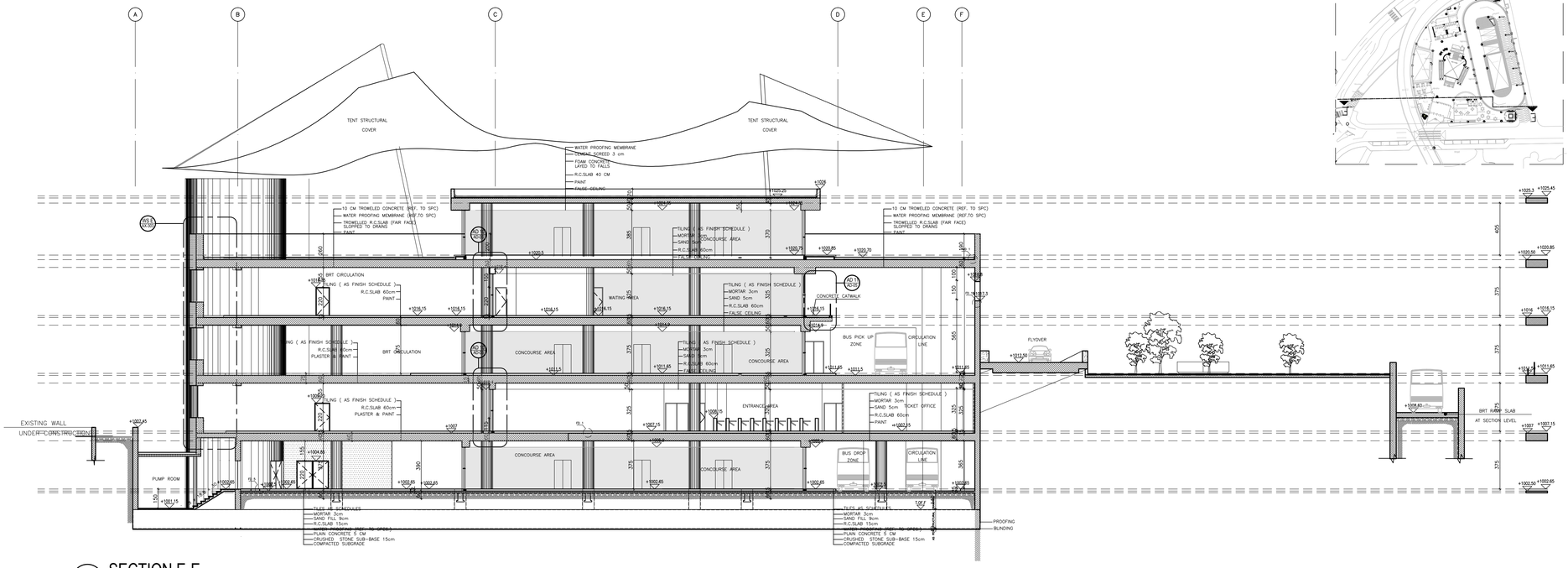

S5 SECTION E-E
1:200

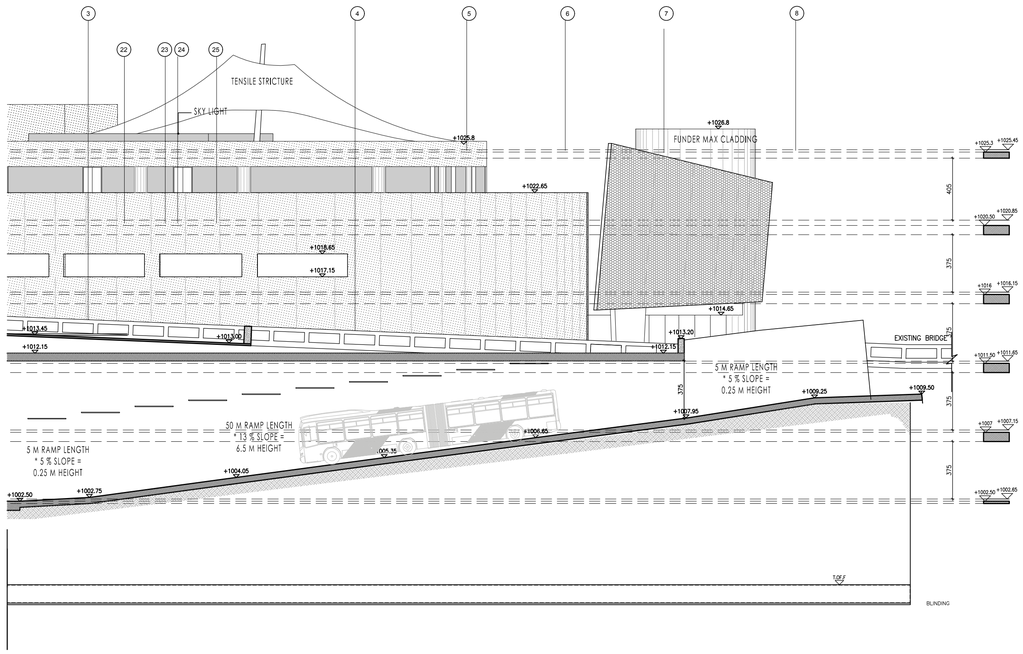

S5 SECTION F-F
1:200

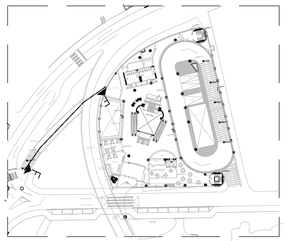

NOTE :

* NUMBER OF PARKING LOTS 68

* ALL DIMENSIONS ON ARCH. DRAWINGS ARE IN (cm) AND ALL LEVELS ARE IN (m) UNLESS OTHERWISE INDICATED .

* DO NOT REFERE TO ELEC. OR MECH. PLANS FOR ARCHITECTURAL INFORMATION

* NO USE OF SCALE IS ALLOWED. ONLY FIGURED DIMENSIONS ARE TO BE TAKEN INTO CONSIDERATION

* IN CASE OF DOORS AND WINDOWS DIMENSIONS SHOWS THE SIZE OF STRUCTURAL OPENINGS

* DIMENSIONS SHOWING THE FULL HIEGHT OF DOOR OPENING ARE TAKEN FROM FINISHED FLOOR LEVEL TO THE BOTTOMM OF TRANSOM AT HEAD

* SLABS FAIR FACED CONCRETE

* BUS TRACK (DIMENSIONS, LEVELS, CURVES, ...) SHOWN ON THE DRAWINGS IS THE ORIGINAL WHICH WAS PROPOSED BY SDG AND NO CHANGES WERE MAKE TO IT. YET SDG TO REVISE AND CONFIRM THEIR DESIGN.

REV.	DESCRIPTION	DATE	DWN	CHKD	APPD
0	REVISED DRAWINGS	MAY 2019			

DESIGN TEAM	
PRODUCED BY:	SIGNATURE:
DESIGNED BY: I.TAHHAN	SIGNATURE:
CHECKED BY: I.TAHHAN	SIGNATURE:
PROJECT MANAGER:	SIGNATURE:
DEPUTY DIRECTOR of ENG. AFFAIRS:	SIGNATURE:

DRAWING TITLE:

SECTION E-E
SECTION F-F

THIS IS A CAD DRAWING AND MUST NOT BE ALTERED MANUALLY

ISSUE DATE: MAY 2019	SCALE: 1:200	ORIG. DWG SIZE: ( )	REV.
DRAWING NUMBER: AX-203	Sht. 23 of		0

THIS DRAWING IS THE COPYRIGHT OF CLIENT AND CONSULTANT AND MUST NOT BE RETAINED, COPIED OR USED WITHOUT THE AUTHORIZATION

CONSULTANT: Architectural Design — tahhanandbushnaconsultants; Structural Design — Esc Engineering Solutions & Consulting; Electromechanical Design — ACTIVE

CLIENT: Greater Amman Municipality

PROJECT: Bus Rapid Transit (BRT) System in Amman

PACKAGE: Swuayleh Terminal

GENERAL NOTES AND LEGEND

KEY PLAN AND NORTH SIGN

REVISION NOTES

DRAWING

FOR BINDING

FOR BINDING

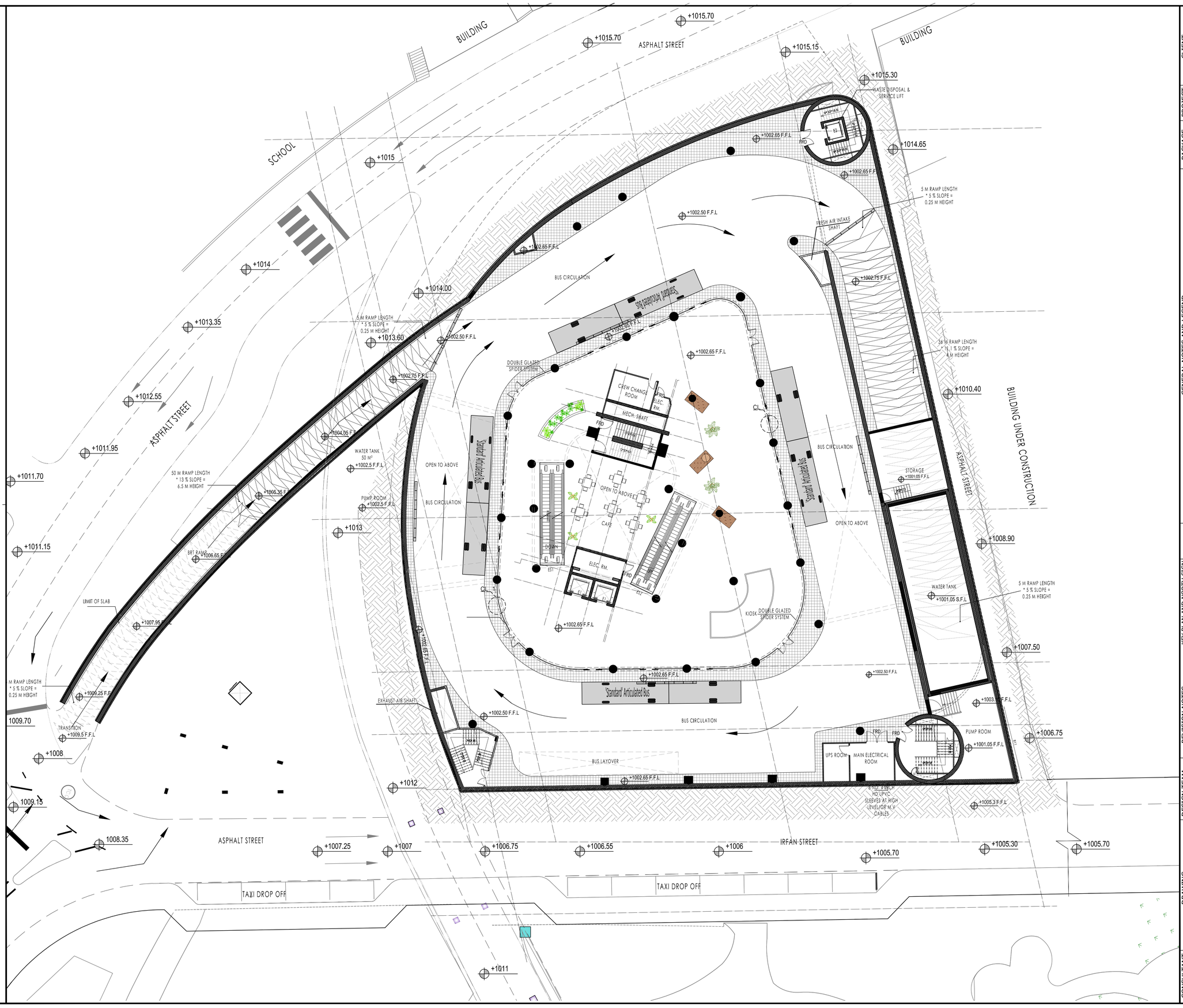

CLIENT

أمانة عمّان الكبرى

Greater Amman Municipality

PROJECT

Bus Rapid Transit (BRT) System in Amman

PACKAGE

Swuayleh Terminal

GENERAL NOTES AND LEGEND

NOTE :

* ALL DIMENSIONS ON ARCH. DRAWINGS ARE IN (cm) AND ALL LEVELS ARE IN (m) UNLESS OTHERWISE INDICATED.

* DO NOT REFERE TO ELEC. OR MECH. PLANS FOR ARCHITECTURAL INFORMATION.

* NO USE OF SCALE IS ALLOWED. ONLY FIGURED DIMENSIONS ARE TO BE TAKEN INTO CONSIDERATION.

* IN CASE OF DOORS AND WINDOWS DIMENSIONS SHOWS THE SIZE OF STRUCTURAL OPENINGS.

* SEVERAL FEATURES ARE SHOWN THAT ARE RELATED TO MEP PLANS. REFER TO THESE FOR MORE SPECIFIC DETAILS

* FRD = FIRE RATED DOOR

KEY PLAN AND NORTH SIGN

REVISION NOTES

PURPOSE OF ISSUE: REVISED DRAWINGS

* BUS TRACK (DIMENSIONS, LEVELS, CURVES, ...) SHOWN ON THE DRAWINGS IS THE ORIGINAL WHICH WAS PROPOSED BY SDG AND NO CHANGES WERE MAKE TO IT. YET SDG TO REVISE AND CONFIRM THEIR DESIGN.

REV.	DESCRIPTION	DATE	DWN	CHKD	APPD
0	REVISED DRAWINGS	MAY 2019			

DESIGN TEAM

PRODUCED BY:	SIGNATURE:
DESIGNED BY: I.TAHHAN	SIGNATURE:
CHECKED BY: I.TAHHAN	SIGNATURE:
PROJECT MANAGER:	SIGNATURE:
DEPUTY DIRECTOR of ENG. AFFAIRS:	SIGNATURE:

DRAWING

DRAWING TITLE:

FIRST BASEMENT FLOOR
LEVEL 1002.5
FURNITURE LAYOUT

THIS IS A CAD DRAWING AND MUST NOT BE ALTERED MANUALLY

ISSUE DATE: MAY 2019	SCALE: 1:200	ORIG. DWG SIZE: ( )	REV.
DRAWING NUMBER: AP-201	Sht. 24 of		0

THIS DRAWING IS THE COPYRIGHT OF CLIENT AND CONSULTANT AND MUST NOT BE RETAINED, COPIED OR USED WITHOUT THE AUTHORIZATION

CONSULTANT

Architectural Design: طحان وشناق tahhanandbushnaqconsultans

Structural Design: Esc Engineering Solutions & Consulting

Electromechanical Design: ACTIVE



FOR BINDING

CLIENT

أمانة عمّان الكبرى

Greater Amman Municipality

PROJECT

Bus Rapid Transit (BRT) System in Amman

PACKAGE

Swuayleh Terminal

GENERAL NOTES AND LEGEND

KEY PLAN AND NORTH SIGN

PURPOSE OF ISSUE:

REVISED DRAWINGS

REVISION NOTES

* BUS TRACK (DIMENSIONS, LEVELS, CURVES, ...) SHOWN ON THE DRAWINGS IS THE ORIGINAL WHICH WAS PROPOSED BY SDG AND NO CHANGES WERE MAKE TO IT. YET SDG TO REVISE AND CONFIRM THEIR DESIGN.

REV.	DESCRIPTION	DATE	DWN	CHKD	APPD
0	REVISED DRAWINGS	MAY 2019			

DESIGN TEAM

PRODUCED BY:	SIGNATURE:
DESIGNED BY: I.TAHHAN	SIGNATURE:
CHECKED BY: I.TAHHAN	SIGNATURE:
PROJECT MANAGER:	SIGNATURE:
DEPUTY DIRECTOR of ENG. AFFAIRS:	SIGNATURE:

DRAWING

DRAWING TITLE:

GROUND FLOOR LEVEL 1007 FURNITURE LAYOUT

THIS IS A CAD DRAWING AND MUST NOT BE ALTERED MANUALLY

ISSUE DATE: MAY 2019	SCALE: 1:200	ORIG. DWG SIZE: ( )	REV.
DRAWING NUMBER: AP-202	Sht. 25 of		0

THIS DRAWING IS THE COPYRIGHT OF CLIENT AND CONSULTANT AND MUST NOT BE RETAINED, COPIED OR USED WITHOUT THE AUTHORIZATION

CONSULTANT

Architectural Design: tahhan and bushnaq consultans

Structural Design: Esc Engineering Solutions & Consulting

Electromechanical Design: ACTIVE

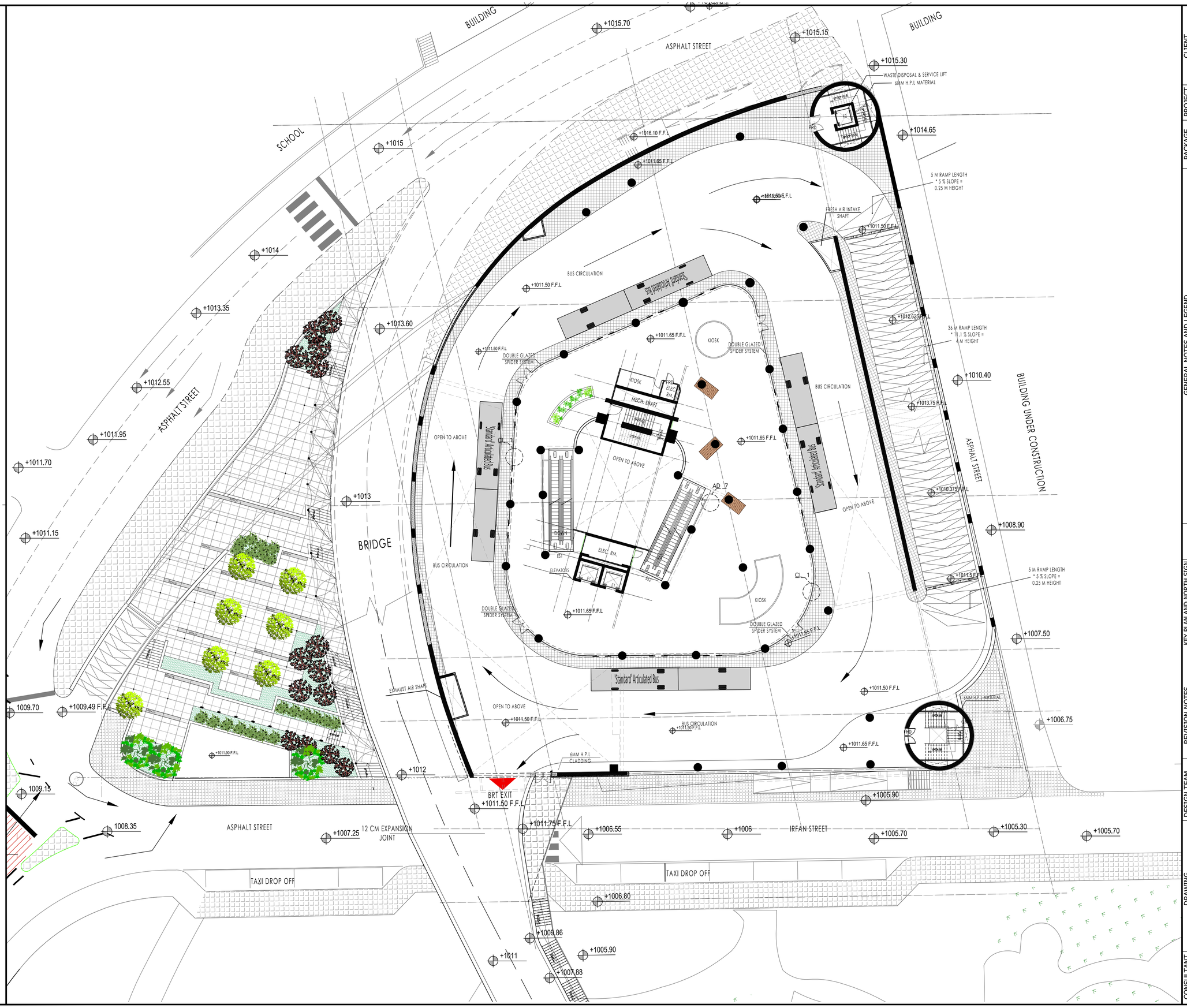

FOR BINDING

CLIENT

أمانة عمّان الكبرى

Greater Amman Municipality

PROJECT

Bus Rapid Transit (BRT) System in Amman

PACKAGE

Swuayleh Terminal

GENERAL NOTES AND LEGEND

NOTE :

* ALL DIMENSIONS ON ARCH. DRAWINGS ARE IN (cm) AND ALL LEVELS ARE IN (m) UNLESS OTHERWISE INDICATED.

* DO NOT REFERE TO ELEC. OR MECH. PLANS FOR ARCHITECTURAL INFORMATION.

* NO USE OF SCALE IS ALLOWED. ONLY FIGURED DIMENSIONS ARE TO BE TAKEN INTO CONSIDERATION.

* IN CASE OF DOORS AND WINDOWS DIMENSIONS SHOWS THE SIZE OF STRUCTURAL OPENINGS.

* SEVERAL FEATURES ARE SHOWN THAT ARE RELATED TO MEP PLANS. REFER TO THESE FOR MORE SPECIFIC DETAILS

* FRD = FIRE RATED DOOR

KEY PLAN AND NORTH SIGN

PURPOSE OF ISSUE: REVISED DRAWINGS

REVISION NOTES

* BUS TRACK (DIMENSIONS, LEVELS, CURVES, ...) SHOWN ON THE DRAWINGS IS THE ORIGINAL WHICH WAS PROPOSED BY SDG AND NO CHANGES WERE MAKE TO IT. YET SDG TO REVISE AND CONFIRM THEIR DESIGN.

REV.	DESCRIPTION	DATE	DWN	CHKD	APPD
0	REVISED DRAWINGS	MAY 2019			

DESIGN TEAM

PRODUCED BY:	SIGNATURE:
DESIGNED BY: I.TAHHAN	SIGNATURE:
CHECKED BY: I.TAHHAN	SIGNATURE:
PROJECT MANAGER:	SIGNATURE:
DEPUTY DIRECTOR of ENG. AFFAIRS:	SIGNATURE:

DRAWING

DRAWING TITLE:

FIRST FLOOR PLAN
LEVEL 1011.5
FURNITURE LAYOUT

THIS IS A CAD DRAWING AND MUST NOT BE ALTERED MANUALLY

ISSUE DATE: MAY 2019	SCALE: 1:200	ORIG. DWG SIZE: ( )	REV.
DRAWING NUMBER: AP-203	Sht. 26 of		0

THIS DRAWING IS THE COPYRIGHT OF CLIENT AND CONSULTANT AND MUST NOT BE RETAINED, COPIED OR USED WITHOUT THE AUTHORIZATION

CONSULTANT

Architectural Design: مكان وبشناق consultants

Structural Design: Esc Engineering Solutions & Consulting

Electromechanical Design: ACTIVE ENGINEERING CONSULTANTS

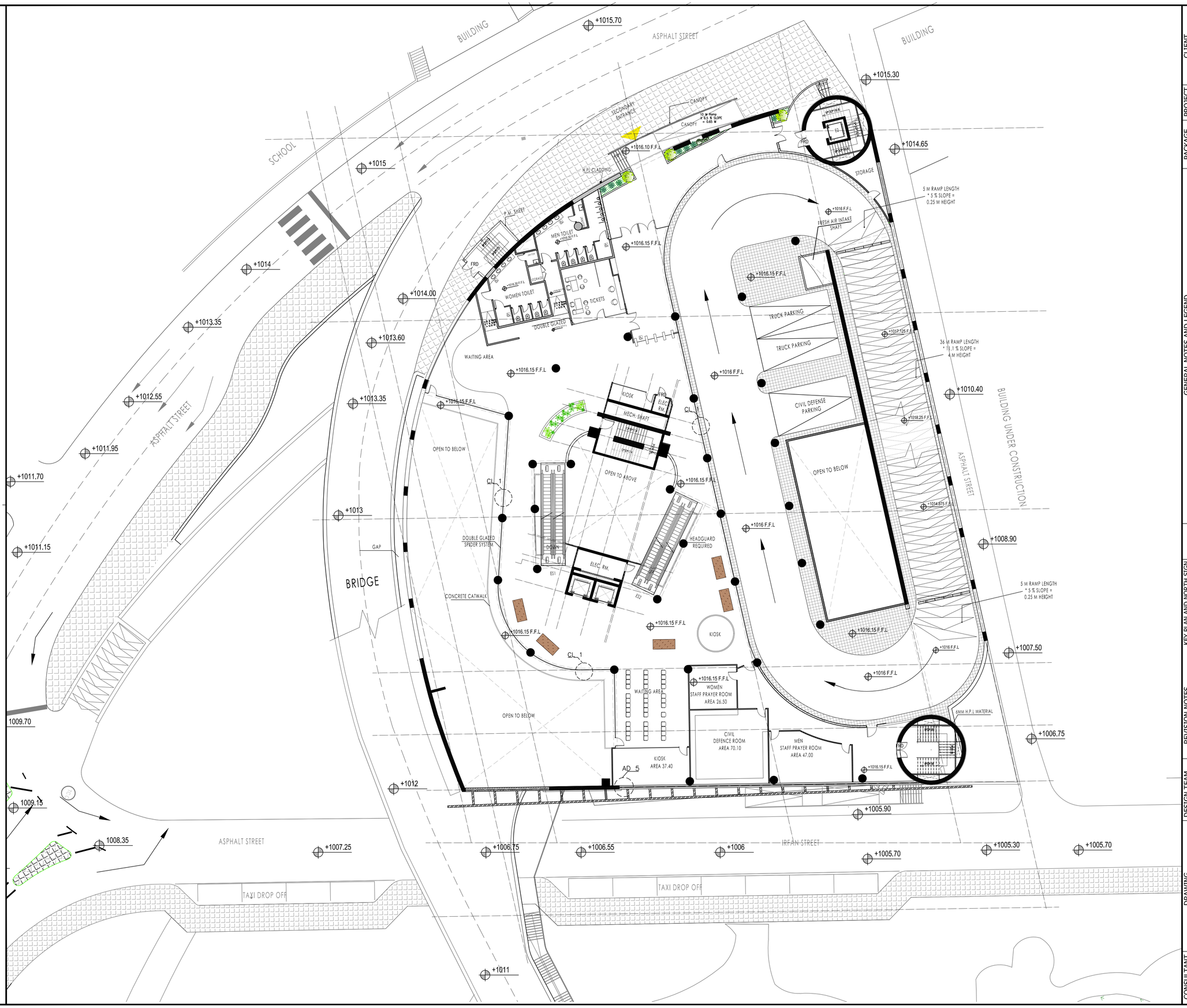

CLIENT

أمانة عمّان الكبرى

Greater Amman Municipality

PROJECT

Bus Rapid Transit (BRT) System in Amman

PACKAGE

Swuayleh Terminal

GENERAL NOTES AND LEGEND

KEY PLAN AND NORTH SIGN

PURPOSE OF ISSUE: REVISED DRAWINGS

REVISION NOTES

* BUS TRACK (DIMENSIONS, LEVELS, CURVES, ...) SHOWN ON THE DRAWINGS IS THE ORIGINAL WHICH WAS PROPOSED BY SDG AND NO CHANGES WERE MAKE TO IT. YET SDG TO REVISE AND CONFIRM THEIR DESIGN.

REV.	DESCRIPTION	DATE	DWN	CHKD	APPD
0	REVISED DRAWINGS	MAY 2019			

DESIGN TEAM

PRODUCED BY:	SIGNATURE:
DESIGNED BY: I.TAHHAN	SIGNATURE:
CHECKED BY: I.TAHHAN	SIGNATURE:
PROJECT MANAGER:	SIGNATURE:
DEPUTY DIRECTOR of ENG. AFFAIRS:	SIGNATURE:

DRAWING

DRAWING TITLE:

SECOND FLOOR PLAN
LEVEL 1016
FURNITURE LAYOUT

THIS IS A CAD DRAWING AND MUST NOT BE ALTERED MANUALLY

ISSUE DATE: MAY 2019	SCALE: 1:200	ORIG. DWG SIZE: ( )	REV.
DRAWING NUMBER: AP-204		Sht. 27 of	0

THIS DRAWING IS THE COPYRIGHT OF CLIENT AND CONSULTANT AND MUST NOT BE RETAINED, COPIED OR USED WITHOUT THE AUTHORIZATION

CONSULTANT

Architectural Design: طحان وبشناق tahhanandbushnaqconsultants

Structural Design: Esc Engineering Solutions & Consulting

Electromechanical Design: ACTIVE ENGINEERING CONSULTANTS

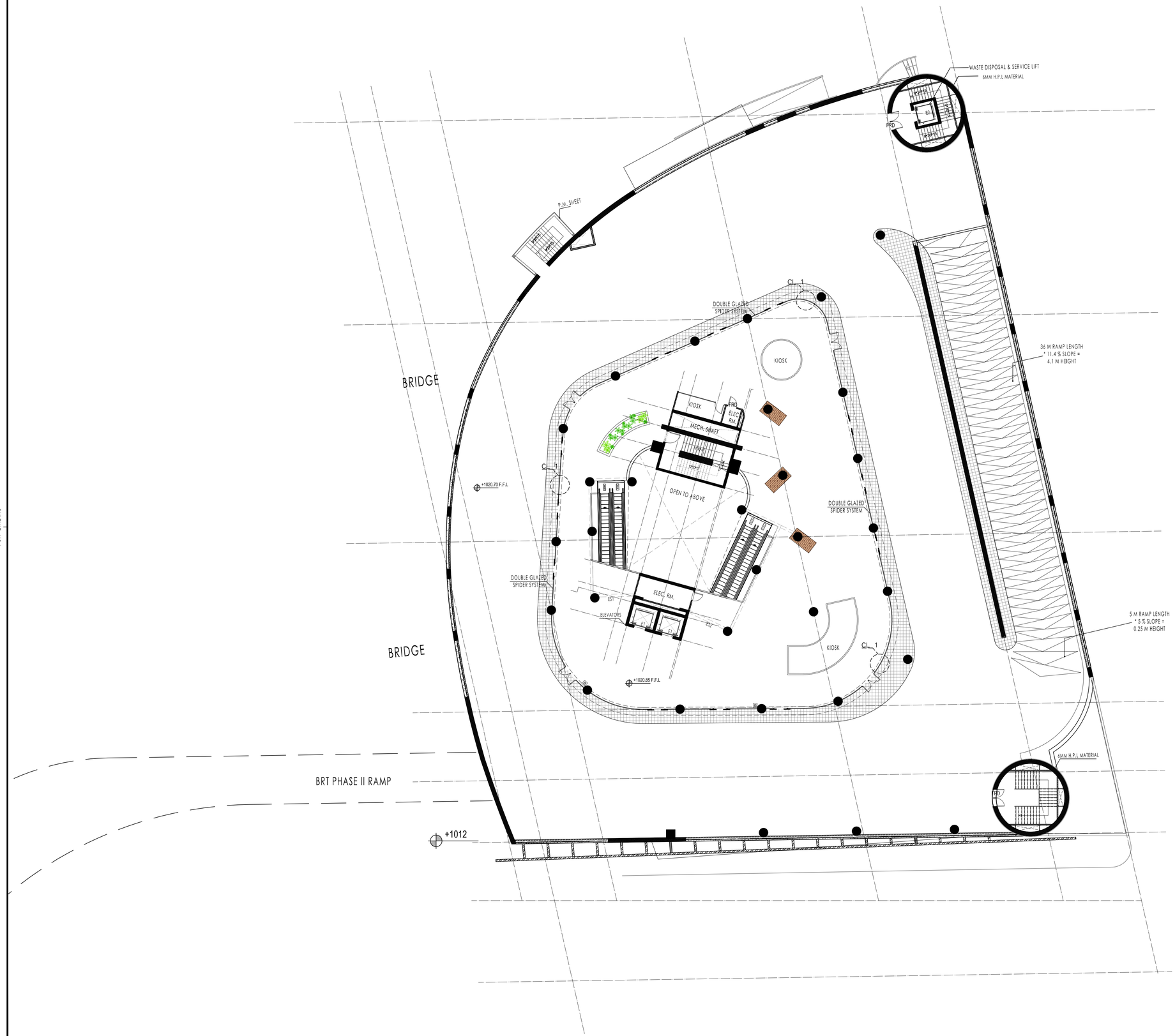

FOR BINDING

CLIENT

أمانة عمّان الكبرى

Greater Amman Municipality

PROJECT

Bus Rapid Transit (BRT) System in Amman

PACKAGE

Swuayleh Terminal

GENERAL NOTES AND LEGEND

NOTE :

* ALL DIMENSIONS ON ARCH. DRAWINGS ARE IN (cm) AND ALL LEVELS ARE IN (m) UNLESS OTHERWISE INDICATED.

* DO NOT REFERE TO ELEC. OR MECH. PLANS FOR ARCHITECTURAL INFORMATION.

* NO USE OF SCALE IS ALLOWED. ONLY FIGURED DIMENSIONS ARE TO BE TAKEN INTO CONSIDERATION.

* IN CASE OF DOORS AND WINDOWS DIMENSIONS SHOWS THE SIZE OF STRUCTURAL OPENINGS.

* SEVERAL FEATURES ARE SHOWN THAT ARE RELATED TO MEP PLANS. REFER TO THESE FOR MORE SPECIFIC DETAILS

* FRD = FIRE RATED DOOR

* LEVEL NOT OPEN TO THE PUBLIC AND NOT TO BE OPERATIONAL UNTIL PHASE II.

PURPOSE OF ISSUE: REVISED DRAWINGS

KEY PLAN AND NORTH SIGN

REVISION NOTES

* BUS TRACK (DIMENSIONS, LEVELS, CURVES, ...) SHOWN ON THE DRAWINGS IS THE ORIGINAL WHICH WAS PROPOSED BY SDG AND NO CHANGES WERE MAKE TO IT. YET SDG TO REVISE AND CONFIRM THEIR DESIGN.

REV.	DESCRIPTION	DATE	DWN	CHKD	APPD
0	REVISED DRAWINGS	MAY 2019			

DESIGN TEAM

PRODUCED BY:	SIGNATURE:
DESIGNED BY: I.TAHHAN	SIGNATURE:
CHECKED BY: I.TAHHAN	SIGNATURE:
PROJECT MANAGER:	SIGNATURE:
DEPUTY DIRECTOR of ENG. AFFAIRS:	SIGNATURE:

DRAWING

DRAWING TITLE: THIRD FLOOR PLAN
LEVEL 1020.5
FURNITURE LAYOUT

THIS IS A CAD DRAWING AND MUST NOT BE ALTERED MANUALLY

ISSUE DATE: MAY 2019	SCALE: 1:200	ORIG. DWG SIZE: ( )	REV.
DRAWING NUMBER: AP-205	Sht. 28 of		0

THIS DRAWING IS THE COPYRIGHT OF CLIENT AND CONSULTANT AND MUST NOT BE RETAINED, COPIED OR USED WITHOUT THE AUTHORIZATION

CONSULTANT

Architectural Design: طحان وبشناق tahhanandbushnaqconsultants

Structural Design: Esc Engineering Solutions & Consulting

Electromechanical Design: ACTIVE ENGINEERING CONSULTANTS

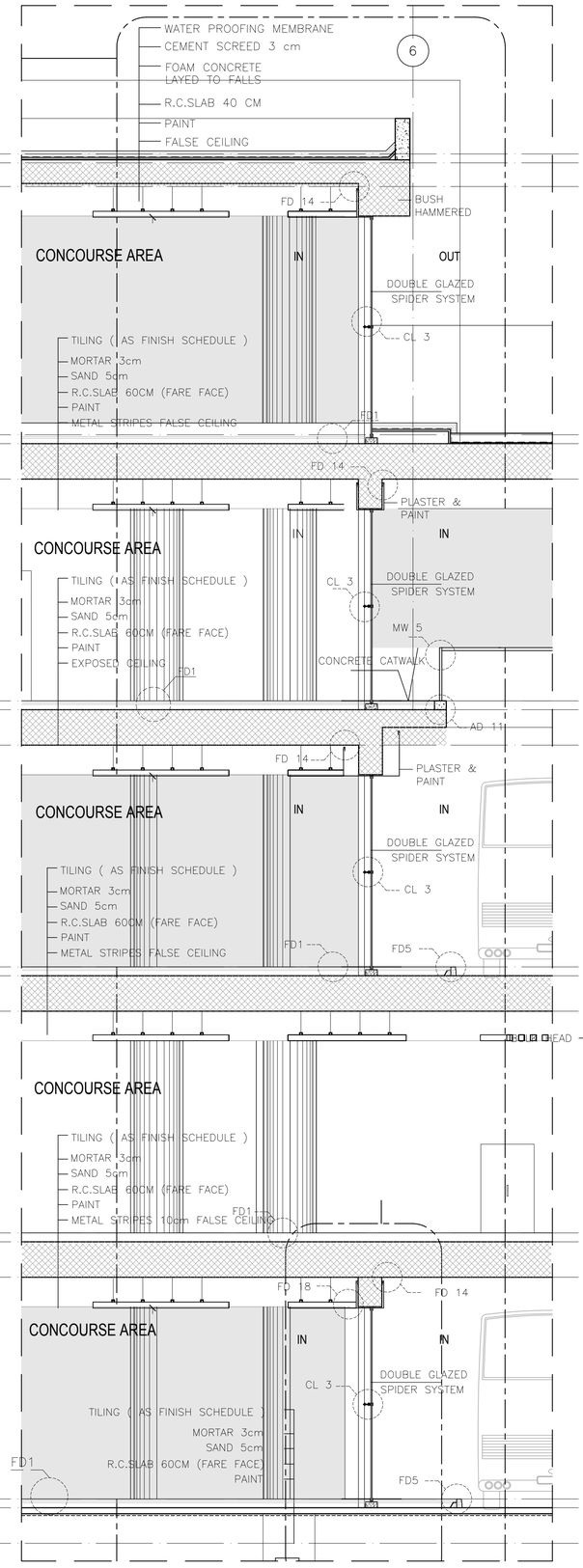

WS WALL SECTION A-A
WALL SECTION IN CONCOURSE AREA

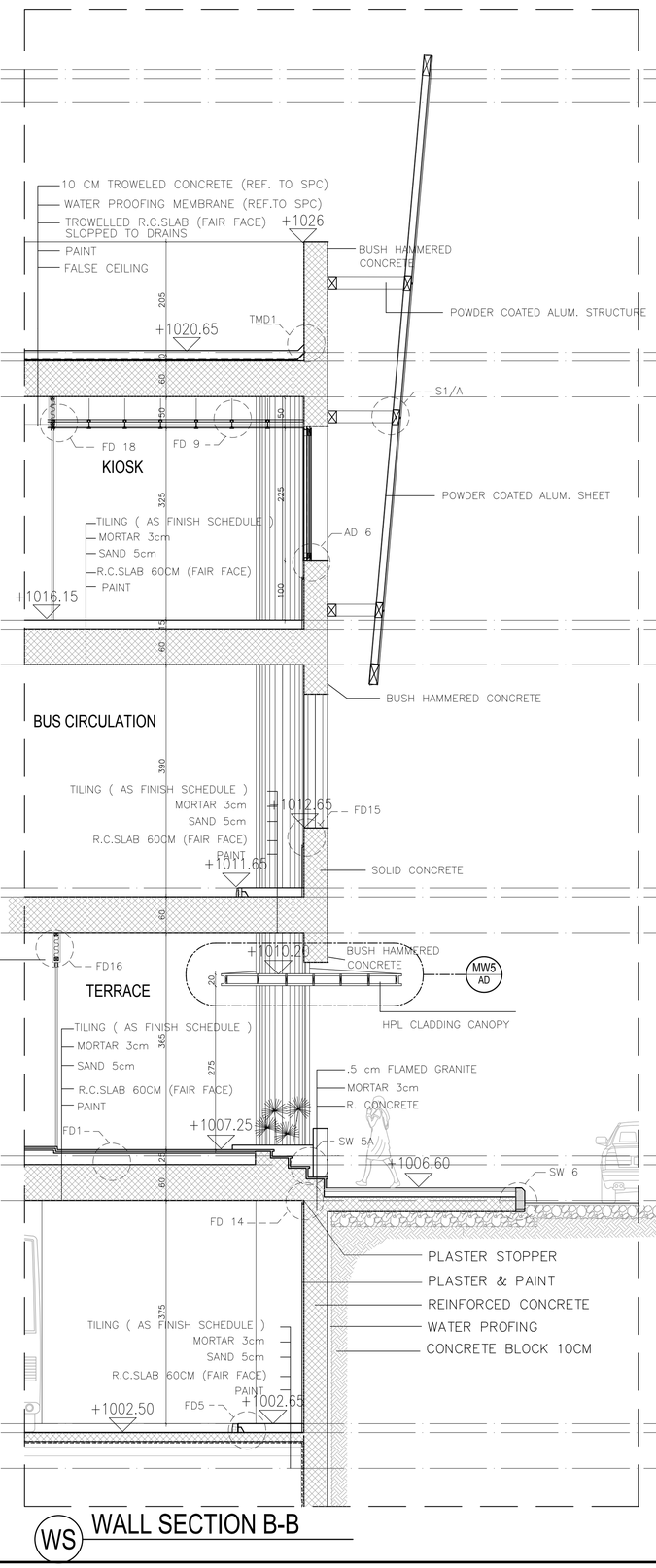

WS WALL SECTION B-B

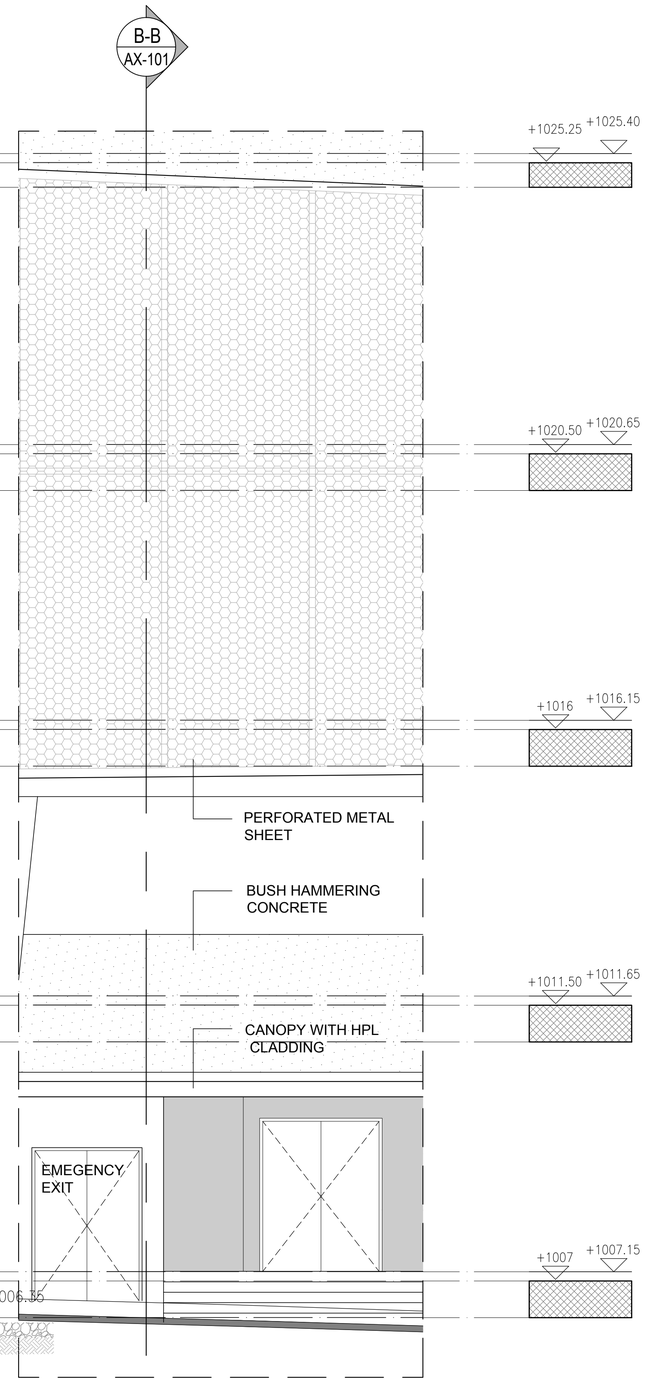

E1 EAST-NORTH ELEVATION
FRONT ELEVATION

FOR BINDING

CLIENT

Greater Amman Municipality

PROJECT

Bus Rapid Transit (BRT) System in Amman

PACKAGE

Swuayleh Terminal

GENERAL NOTES AND LEGEND

KEY PLAN AND NORTH SIGN

PURPOSE OF ISSUE: REVISED DRAWINGS

REVISION NOTES

* BUS TRACK (DIMENSIONS, LEVELS, CURVES, ...) SHOWN ON THE DRAWINGS IS THE ORIGINAL WHICH WAS PROPOSED BY SDG AND NO CHANGES WERE MAKE TO IT. YET SDG TO REVISE AND CONFIRM THEIR DESIGN.

REV.	DESCRIPTION	DATE	DWN	CHKD	APPD
0	REVISED DRAWINGS	MAY 2019			

DESIGN TEAM

PRODUCED BY:	SIGNATURE:
DESIGNED BY: I.TAHHAN	SIGNATURE:
CHECKED BY: I.TAHHAN	SIGNATURE:
PROJECT MANAGER:	SIGNATURE:
DEPUTY DIRECTOR of ENG. AFFAIRS:	SIGNATURE:

DRAWING

DRAWING TITLE:

WALL SECTION A-A
WALL SECTION B-B

THIS IS A CAD DRAWING AND MUST NOT BE ALTERED MANUALLY

ISSUE DATE: MAY 2019	SCALE: 1:50	ORIG. DWG SIZE: ( )	REV.
DRAWING NUMBER: AX-301	Sht. 29 of		0

THIS DRAWING IS THE COPYRIGHT OF CLIENT AND CONSULTANT AND MUST NOT BE RETAINED, COPIED OR USED WITHOUT THE AUTHORIZATION

CONSULTANT

Architectural Design: tahhanandbushnaqconsultants

Structural Design: Esc Engineering Solutions & Consulting

Electromechanical Design: ACTIVE

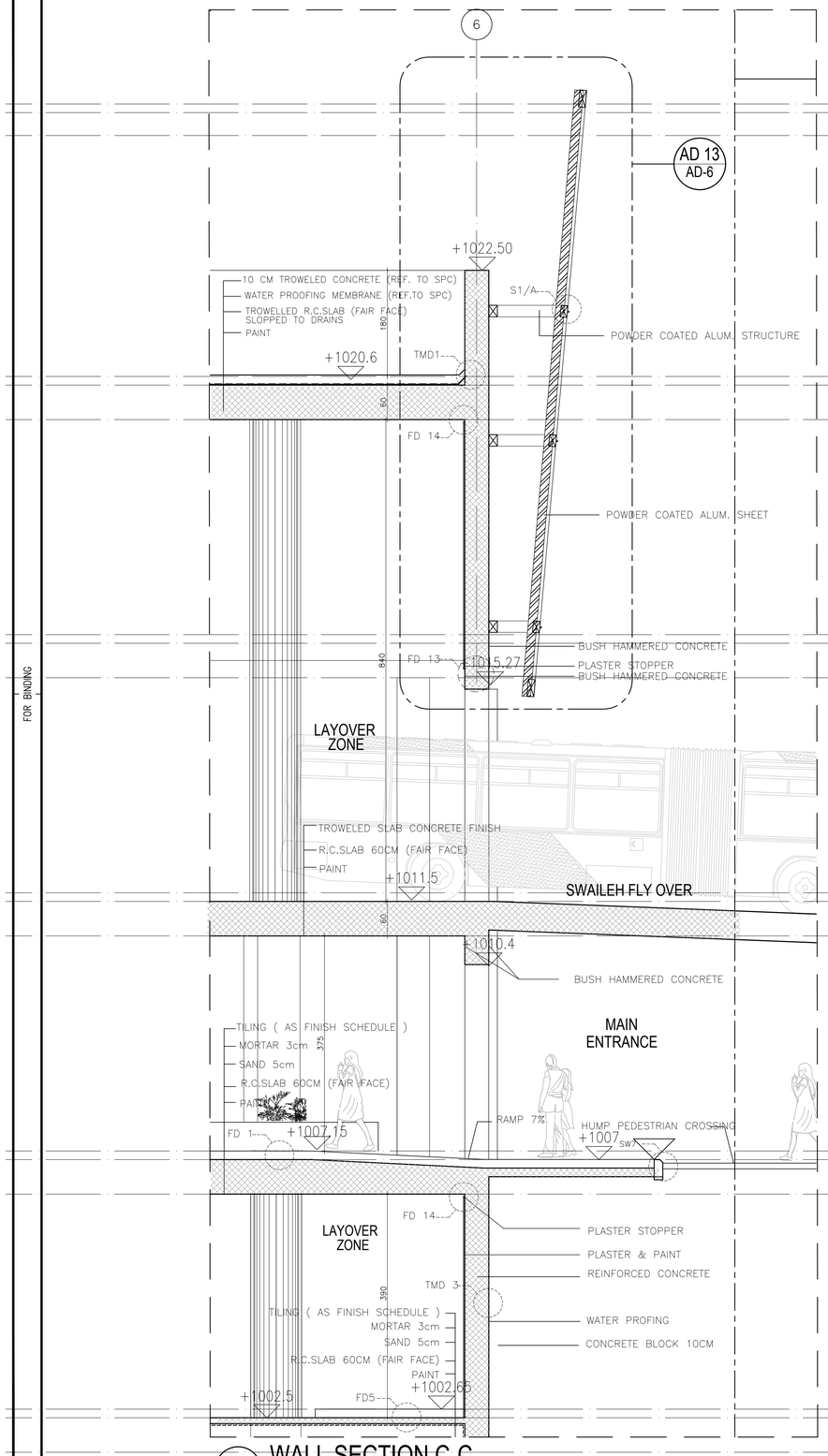

WS WALL SECTION C-C

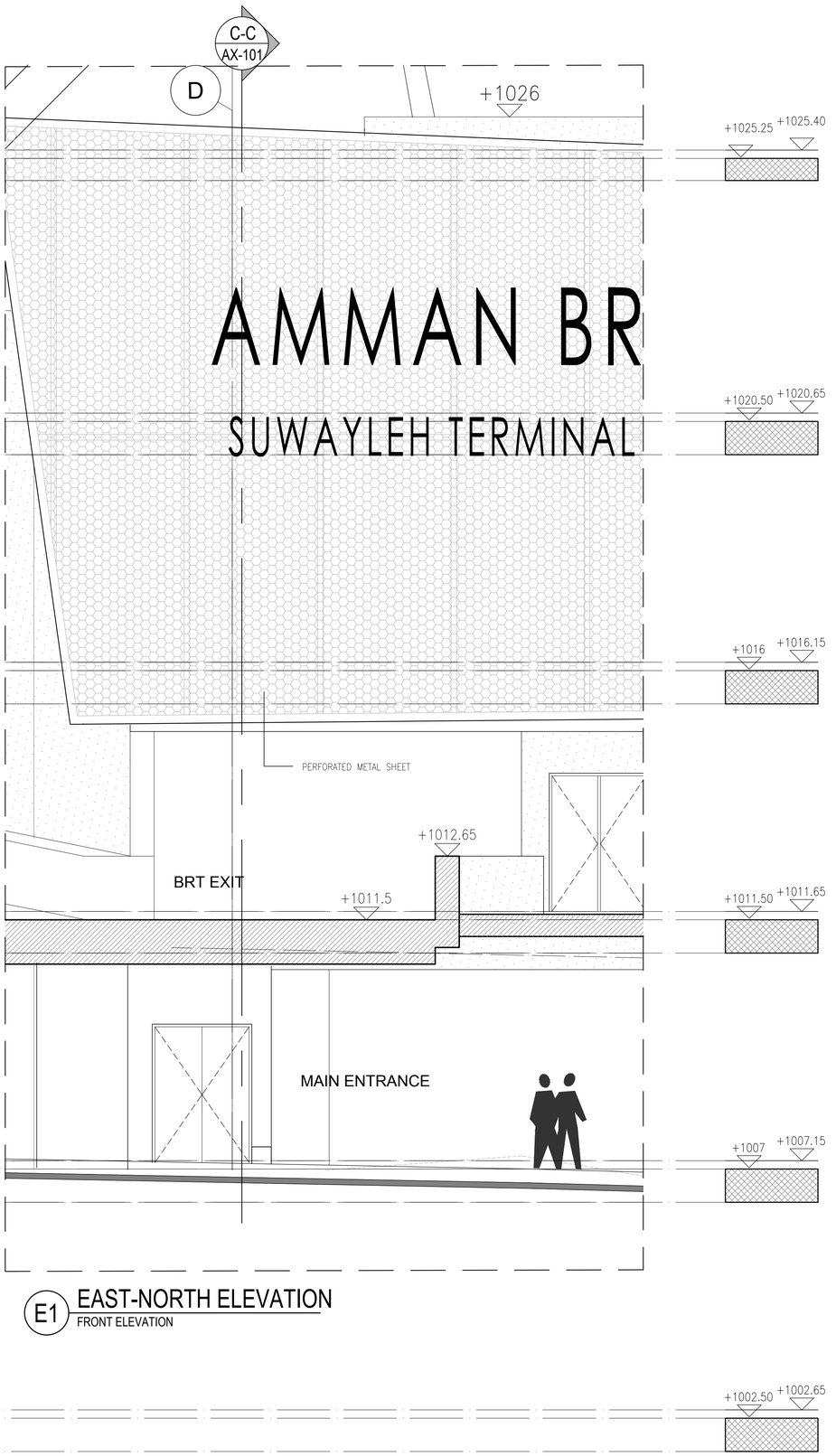

E1 EAST-NORTH ELEVATION
FRONT ELEVATION

FOR BINDING

CLIENT
Greater Amman Municipality

PROJECT
Bus Rapid Transit (BRT) System in Amman

PACKAGE
Swuayleh Terminal

GENERAL NOTES AND LEGEND

KEY PLAN AND NORTH SIGN

PURPOSE OF ISSUE:
REVISED DRAWINGS

REVISION NOTES

* BUS TRACK (DIMENSIONS, LEVELS, CURVES, ...) SHOWN ON THE DRAWINGS IS THE ORIGINAL WHICH WAS PROPOSED BY SDG AND NO CHANGES WERE MAKE TO IT. YET SDG TO REVISE AND CONFIRM THEIR DESIGN.

REV.	DESCRIPTION	DATE	DWN	CHKD	APPD
0	REVISED DRAWINGS	MAY 2019			

DESIGN TEAM

PRODUCED BY:	SIGNATURE:
DESIGNED BY: I.TAHHAN	SIGNATURE:
CHECKED BY: I.TAHHAN	SIGNATURE:
PROJECT MANAGER:	SIGNATURE:
DEPUTY DIRECTOR of ENG. AFFAIRS:	SIGNATURE:

DRAWING

DRAWING TITLE:
WALL SECTION C-C

THIS IS A CAD DRAWING AND MUST NOT BE ALTERED MANUALLY

ISSUE DATE: MAY 2019	SCALE: 1:50	ORIG. DWG SIZE: ( )	REV.
DRAWING NUMBER: AX-302	Sht. 30 of		0

THIS DRAWING IS THE COPYRIGHT OF CLIENT AND CONSULTANT AND MUST NOT BE RETAINED, COPIED OR USED WITHOUT THE AUTHORIZATION

CONSULTANT

Architectural Design: tahhan+bushnaq consultants
Structural Design: ESC Engineering Solutions & Consulting
Electromechanical Design: ACTIVE



WS WALL SECTION E-E

E2 NORTH-WEST ELEVATION
SIDE ELEVATION

FOR BINDING

CLIENT
Greater Amman Municipality

PROJECT
Bus Rapid Transit (BRT) System in Amman

PACKAGE
Swuayleh Terminal

GENERAL NOTES AND LEGEND

KEY PLAN AND NORTH SIGN

REVISION NOTES

PURPOSE OF ISSUE:
REVISED DRAWINGS

* BUS TRACK (DIMENSIONS, LEVELS, CURVES, ...) SHOWN ON THE DRAWINGS IS THE ORIGINAL WHICH WAS PROPOSED BY SDG AND NO CHANGES WERE MAKE TO IT. YET SDG TO REVISE AND CONFIRM THEIR DESIGN.

REV.	DESCRIPTION	DATE	DWN	CHKD	APPD
0	REVISED DRAWINGS	MAY 2019			

DESIGN TEAM

PRODUCED BY:	SIGNATURE:
DESIGNED BY: I.TAHHAN	SIGNATURE:
CHECKED BY: I.TAHHAN	SIGNATURE:
PROJECT MANAGER:	SIGNATURE:
DEPUTY DIRECTOR of ENG. AFFAIRS:	SIGNATURE:

DRAWING

DRAWING TITLE:
WALL SECTION E-E

THIS IS A CAD DRAWING AND MUST NOT BE ALTERED MANUALLY

ISSUE DATE: MAY 2019	SCALE: 1:50	ORIG. DWG SIZE: ( )	REV.
DRAWING NUMBER: AX-303	Sht. 31 of		0

THIS DRAWING IS THE COPYRIGHT OF CLIENT AND CONSULTANT AND MUST NOT BE RETAINED, COPIED OR USED WITHOUT THE AUTHORIZATION

CONSULTANT

Architectural Design: طحان و شناق tahhanshnaqconsultants
Structural Design: Esc Engineering Solutions & Consulting
Electromechanical Design: ACTIVE

GENERAL NOTES

a) Contractor shall verify all dimensions and any information relevant to site building and services

b) Contractor shall submit shop drawings and details required to supervising engineer for review and approval

c) Any discrepancies must be reported to supervising engineer immediately

d) If contract drawings and specifications are of variance with one another on aparticular item or items , base proposal on the better quality of the conditions indicated or noted .

e) Do not refere to mechanical or electrical plans for architectural layout

f) All dimensions are shown in centimeters , unless otherwise noted

g) No use of scale is allowed , only figured dimensions are to be taken into consideration

DOORS

a) Dimensions shown on working drawings are those for structural openings .

b) Dimensions showing full height of door openings are taken from finished floor level to the bottom of transom at head (structural height) .

c) Dimensions showing the width of wooden doors are taken between outer edge of door main frame .

d) All door grille in wooden doors must be powder coated aluminium on both faces , for location and size refer to doors elevations and coordinate with mechanical .

e) All ironmongary shall be of high standard quality as specified by T&B designer.

f) All glass for steel doors shall be 6mm thick wire reinforced .

WINDOWS

a) All aluminium doors and windows color to be determined by T&B designer samples of all sections accessories and fittings to be submitted to Supervising Engineer for approval.

b) all aluminium doors and windows shall be provided with the necessary hardware and accessories as approved samples by T&B designer.

d) Contractor shall provide aluminium sections for doors and windows as samples to be approved by T&B designer.

GLAZING :

All glass shall be 6mm thick , double glazed unless otherwise noted CLASS A .

FINISHES

a) All internal walls of shafts to be fairfaced blockwork and /or concrete.

b) All shafts' floors to have cement screed and water drainage.

c) Ceramic tiles to walls shall be carried one full tile above false ceiling level.

LEGEND OF SYMBOLS

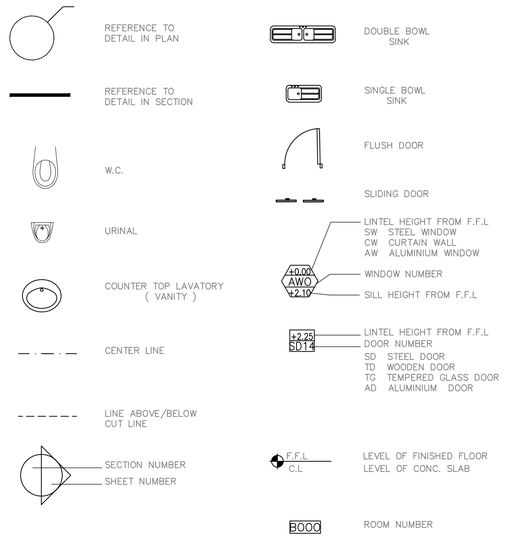

GENERAL NOTES FOR TOILETS

1– Ceramic tiles to be determined by T&B designer .

2– Marble tops for sinks to be determined by T&B designer .

3– Water tabs are to be determined by T&B designer .

4– Mirror clear chamfered edges .

5– Toilet fittings to be determined by T&B designer .

a) W.C. _ to be determined by T&B designer .

b) Sink to be determined by T&B designer .

6– General accessories to be determined by T&B designer .

a) Dryer .

b) Toilet paper holder for each single space .

c) Liquid soap dispenser vanity basins .

FOR BINDING

CLIENT

أمانة عمّان الكبرى

Greater Amman Municipality

PROJECT

Bus Rapid Transit (BRT) System in Amman

PACKAGE

Swuayleh Terminal

GENERAL NOTES AND LEGEND

KEY PLAN AND NORTH SIGN

REVISION NOTES

PURPOSE OF ISSUE:

REVISED DRAWINGS

* BUS TRACK (DIMENSIONS, LEVELS, CURVES, ...) SHOWN ON THE DRAWINGS IS THE ORIGINAL WHICH WAS PROPOSED BY SDG AND NO CHANGES WERE MAKE TO IT. YET SDG TO REVISE AND CONFIRM THEIR DESIGN.

REV.	DESCRIPTION	DATE	DWN	CHKD	APPD
0	REVISED DRAWINGS	MAY 2019			

DESIGN TEAM

PRODUCED BY:	SIGNATURE:
DESIGNED BY: I.TAHHAN	SIGNATURE:
CHECKED BY: I.TAHHAN	SIGNATURE:
PROJECT MANAGER:	SIGNATURE:
DEPUTY DIRECTOR of ENG. AFFAIRS:	SIGNATURE:

DRAWING

DRAWING TITLE:

GENERAL NOTES

THIS IS A CAD DRAWING AND MUST NOT BE ALTERED MANUALLY

ISSUE DATE: MAY 2019	SCALE:	ORIG. DWG SIZE: ( )	REV.
DRAWING NUMBER: AD-001	Sht. 32 of		0

THIS DRAWING IS THE COPYRIGHT OF CLIENT AND CONSULTANT AND MUST NOT BE RETAINED, COPIED OR USED WITHOUT THE AUTHORIZATION

CONSULTANT

Architectural Design: طحان و رشناق tahhanandbushnaqconsultants

Structural Design: ESC Engineering Solutions & Consulting

Electromechanical Design: ACTIVE

SIDEWALK TILING — SW 1

SCALE 1 : 10 — DIVISION 2 SITE WORK

EDGE AT PLANTERS

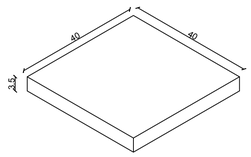

TYPICAL EXPOSED AGG. TILE

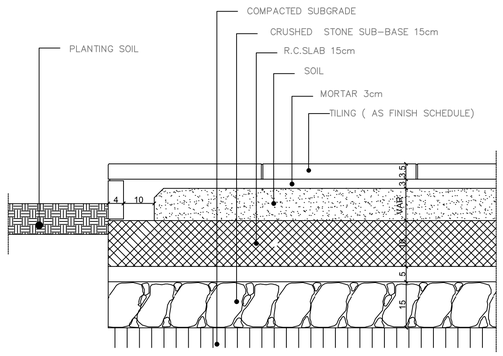

OUTDOOR PATHWAY
SCALE 1–10

SIDEWALK TILING — SW 2

SCALE 1 : 10 — DIVISION 2 SITE WORK

AT OUTDOOR SIDEWALKS

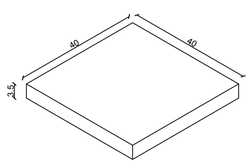

TYPICAL FLAMED GRANITE TILE

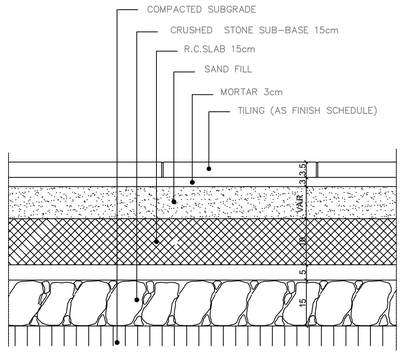

OUTDOOR FLOOR PAVING
SCALE 1–10

EXCONT3

RAIN WATER FLOOR TRAP — SW 3

SECTION — SCALE 1 : 5 — DIVISION 2 SITE WORK

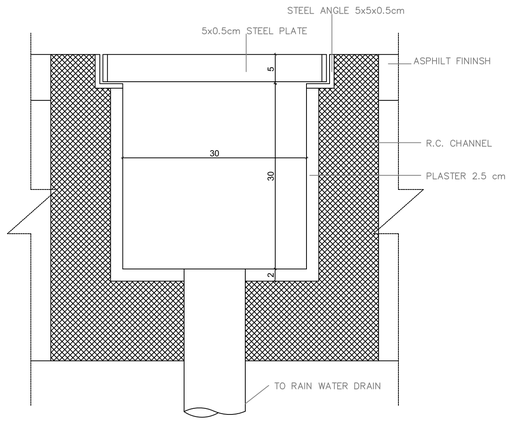

SECTION A–A
SCALE 1:5

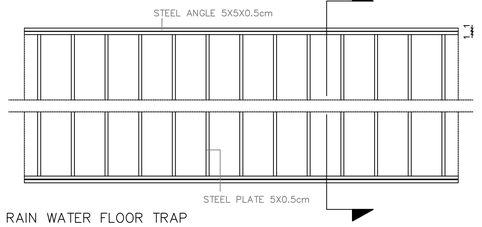

RAIN WATER FLOOR TRAP
SCALE 1:10

BOUNDARY WALL — SW 4

SCALE 1 : 10 — DIVISION 2 SITE WORK

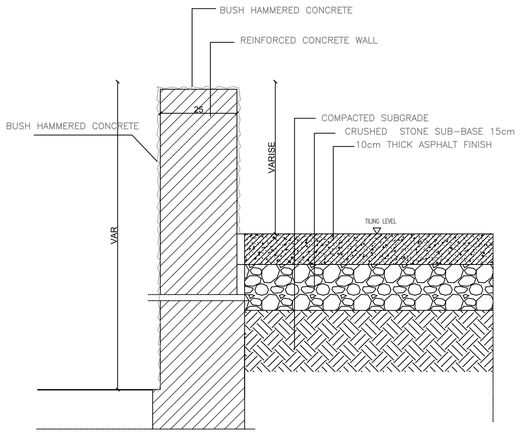

NOTE

ALL RETAINING WALLS ARE BUSH HAMMERED CONCRETE FROM BOTH SIDES UP TILING LEVEL OR PLANTING SOIL LEVEL

SIDEWALK TILING — SW 5A

SCALE 1 : 10 — DIVISION 2 SITE WORK

OUT DOOR STAIRS

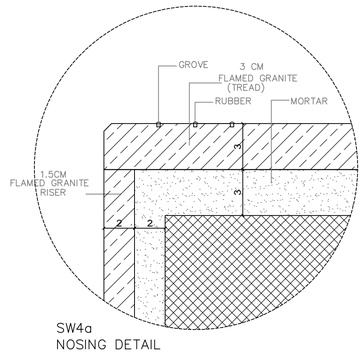

SW4a
NOSING DETAIL
SCALE 1–2

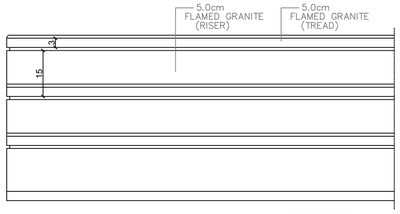

ELEVATION
SCALE 1–10

SIDEWALK TILING — SW 5b

SCALE 1 : 2 — DIVISION 2 SITE WORK

AT OUTDOOR YARDS

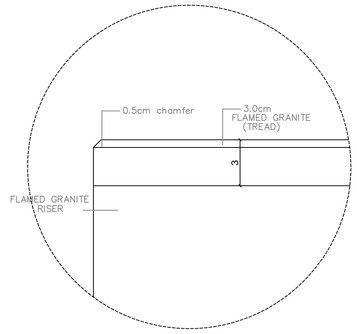

SW3a
SIDE ELEVATION
SCALE 1–2

FOR BINDING

CLIENT

أمانة عمّان الكبرى

Greater Amman Municipality

PROJECT

Bus Rapid Transit (BRT) System in Amman

PACKAGE

Swuayleh Terminal

GENERAL NOTES AND LEGEND

KEY PLAN AND NORTH SIGN

REVISION NOTES

PURPOSE OF ISSUE:

REVISED DRAWINGS

* BUS TRACK (DIMENSIONS, LEVELS, CURVES, ...) SHOWN ON THE DRAWINGS IS THE ORIGINAL WHICH WAS PROPOSED BY SDG AND NO CHANGES WERE MAKE TO IT. YET SDG TO REVISE AND CONFIRM THEIR DESIGN.

REV.	DESCRIPTION	DATE	DWN	CHKD	APPD
0	REVISED DRAWINGS	MAY 2019			

DESIGN TEAM

PRODUCED BY:	SIGNATURE:
DESIGNED BY: I.TAHHAN	SIGNATURE:
CHECKED BY: I.TAHHAN	SIGNATURE:
PROJECT MANAGER:	SIGNATURE:
DEPUTY DIRECTOR of ENG. AFFAIRS:	SIGNATURE:

DRAWING

DRAWING TITLE:

SITE WORKS DETAILS - I -

THIS IS A CAD DRAWING AND MUST NOT BE ALTERED MANUALLY

ISSUE DATE: MAY 2019	SCALE:	ORIG. DWG SIZE: ( )	REV.
DRAWING NUMBER: AD-002	Sht. 33 of		0

THIS DRAWING IS THE COPYRIGHT OF CLIENT AND CONSULTANT AND MUST NOT BE RETAINED, COPIED OR USED WITHOUT THE AUTHORIZATION

CONSULTANT

Architectural Design: طحان و رشناق tahhanandbushnaqconsultants

Structural Design: ESC Engineering Structures & Consulting

Electromechanical Design: ACTIVE

CROSS SECTION IN SIDEWALK

SCALE 1 : 10 DIVISION 2 SITE WORK SW 6

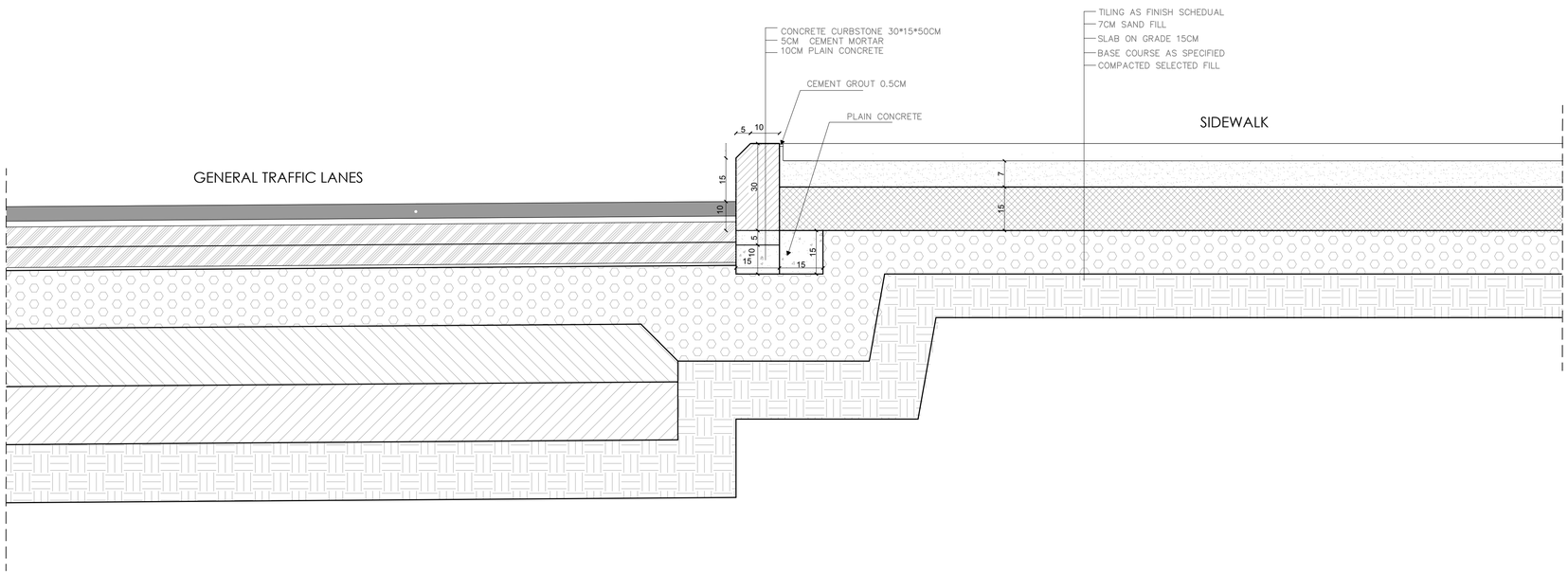

RAMP DETAIL

SCALE 1 : 10 DIVISION 2 SITE WORK SW 7

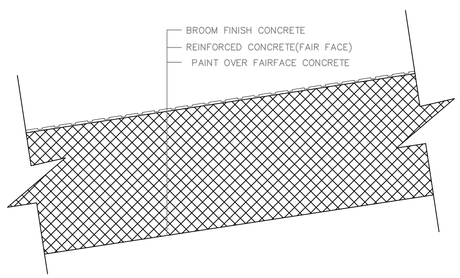

SECTION
SCALE 1: 10

TRACKMAR

PEDESTRIAN CROSSING AT SIDEWALK (CASE A) ADJACENT TO GENERAL TRAFFIC LANES

SCALE 1 : 10 DIVISION 2 SITE WORK SW 7 PAGE 15

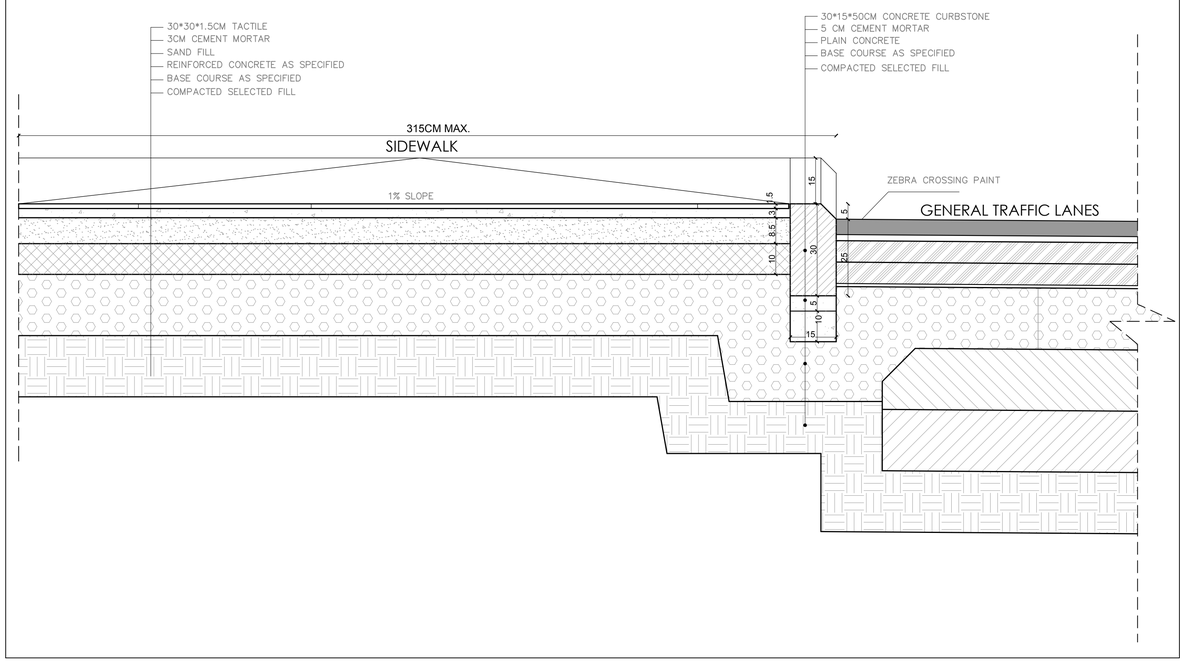

FOR BINDING

CLIENT

أمانة عمّان الكبرى

Greater Amman Municipality

PROJECT

Bus Rapid Transit (BRT) System in Amman

PACKAGE

Swuayleh Terminal

GENERAL NOTES AND LEGEND

KEY PLAN AND NORTH SIGN

PURPOSE OF ISSUE:

REVISED DRAWINGS

REVISION NOTES

* BUS TRACK (DIMENSIONS, LEVELS, CURVES, ...) SHOWN ON THE DRAWINGS IS THE ORIGINAL WHICH WAS PROPOSED BY SDG AND NO CHANGES WERE MAKE TO IT. YET SDG TO REVISE AND CONFIRM THEIR DESIGN.

REV.	DESCRIPTION	DATE	DWN	CHKD	APPD
0	REVISED DRAWINGS	MAY 2019			

DESIGN TEAM

PRODUCED BY:	SIGNATURE:
DESIGNED BY: I.TAHHAN	SIGNATURE:
CHECKED BY: I.TAHHAN	SIGNATURE:
PROJECT MANAGER:	SIGNATURE:
DEPUTY DIRECTOR of ENG. AFFAIRS:	SIGNATURE:

DRAWING

DRAWING TITLE:

SITE WORKS DETAILS -2-

THIS IS A CAD DRAWING AND MUST NOT BE ALTERED MANUALLY

ISSUE DATE: MAY 2019	SCALE:	ORIG. DWG SIZE: ( )	REV.
DRAWING NUMBER: AD-003	Sht. 34 of		0

THIS DRAWING IS THE COPYRIGHT OF CLIENT AND CONSULTANT AND MUST NOT BE RETAINED, COPIED OR USED WITHOUT THE AUTHORIZATION

CONSULTANT

Architectural Design: طحان و رشناق tahhanandbushnaqarchitects

Structural Design: Esc Engineering Solutions & Consulting

Electromechanical Design: ACTIVE

WALL SECTIONS
SCALE 1 : 5 — DIVISION 3 — AD 1
INTERNAL WALL — ARCHITECTURAL DETAILS

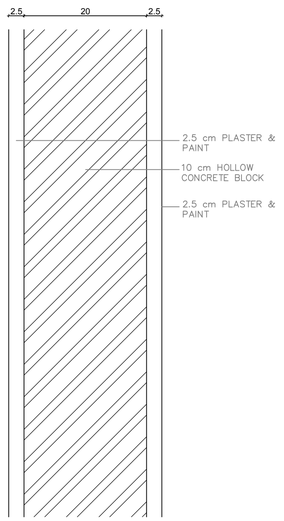

INTERNAL CONCRETE BLOCK WALL
SCALE 1–5

BASEMENT PROTECTION
SCALE 1 : 5 — DIVISION 3 — AD 2
BASEMENT WALL SECTION — ARCHITECTURAL DETAILS

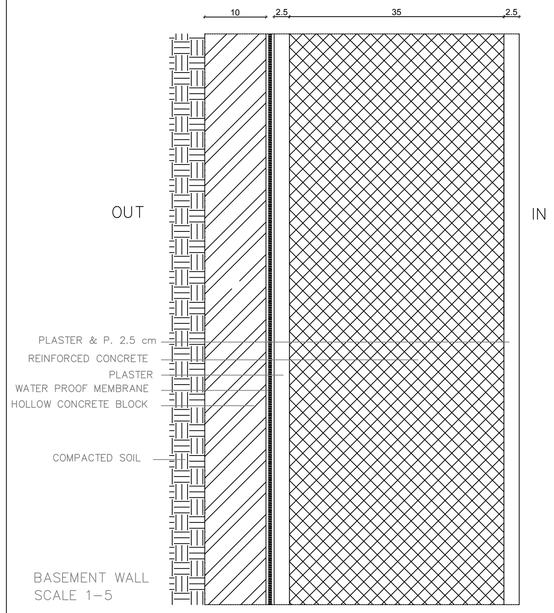

BASEMENT WALL
SCALE 1–5

WALL SECTIONS
SCALE 1 : 10 — DIVISION 3 — AD 3
INTERNAL R.C WALL — ARCHITECTURAL DETAILS

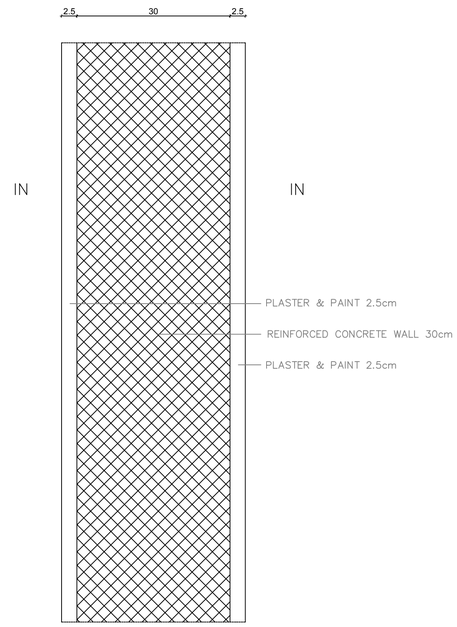

WALL SECTIONS
SCALE 1 : 10 — DIVISION 3 — AD 4
SECTION IN CURVED WALL — ARCHITECTURAL DETAILS

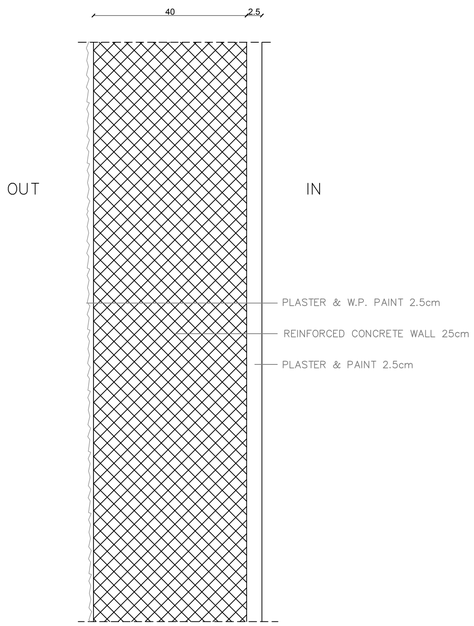

WALL SECTIONS
SCALE 1 : 20 — DIVISION 3 — AD 5
WINDOWS DETAIL — ARCHITECTURAL DETAILS

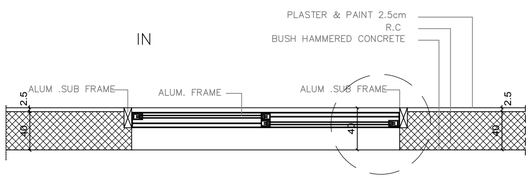

OUT
SCALE 1–20

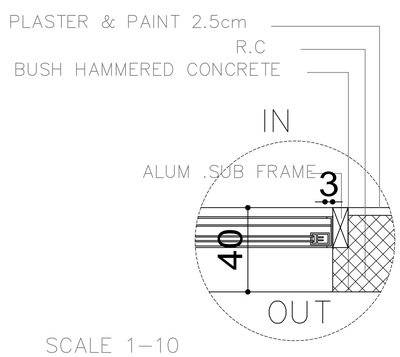

SCALE 1–10

WALL SECTIONS
SCALE 1 : 20 — DIVISION 3 — AD 6
WINDOWS DETAIL AT CONCRETE R.C WALL — ARCHITECTURAL DETAILS

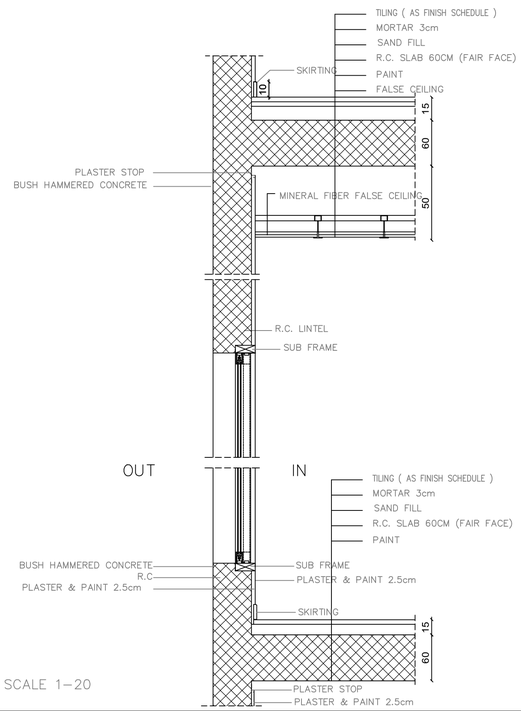

SCALE 1–20

FOR BINDING

CLIENT
أمانة عمّان الكبرى
Greater Amman Municipality

PROJECT
Bus Rapid Transit (BRT) System in Amman

PACKAGE
Swuayleh Terminal

GENERAL NOTES AND LEGEND

KEY PLAN AND NORTH SIGN

PURPOSE OF ISSUE:
REVISED DRAWINGS

REVISION NOTES

* BUS TRACK (DIMENSIONS, LEVELS, CURVES, ...) SHOWN ON THE DRAWINGS IS THE ORIGINAL WHICH WAS PROPOSED BY SDG AND NO CHANGES WERE MAKE TO IT. YET SDG TO REVISE AND CONFIRM THEIR DESIGN.

REV.	DESCRIPTION	DATE	DWN	CHKD	APPD
0	REVISED DRAWINGS	MAY 2019			

DESIGN TEAM

PRODUCED BY:	SIGNATURE:
DESIGNED BY: I.TAHHAN	SIGNATURE:
CHECKED BY: I.TAHHAN	SIGNATURE:
PROJECT MANAGER:	SIGNATURE:
DEPUTY DIRECTOR of ENG. AFFAIRS:	SIGNATURE:

DRAWING

DRAWING TITLE:
ARCHITECTURAL DETAILS - I -

THIS IS A CAD DRAWING AND MUST NOT BE ALTERED MANUALLY

ISSUE DATE: MAY 2019	SCALE:	ORIG. DWG SIZE: ( )	REV.
DRAWING NUMBER: AD-004	Sht. 35 of		0

THIS DRAWING IS THE COPYRIGHT OF CLIENT AND CONSULTANT AND MUST NOT BE RETAINED, COPIED OR USED WITHOUT THE AUTHORIZATION

CONSULTANT

Architectural Design: طحان و بشناق tahhanandbushnaqconsultants
Structural Design: Esc Engineering Solutions & Consulting
Electromechanical Design: ACTIVE ENGINEERING CONSULTANTS

WALL SECTIONS — SCALE 1 : 10 — DIVISION 3 — AD 7
PARAPET ON VOID ESCALATOR PARAPET — ARCHITECTURAL DETAILS

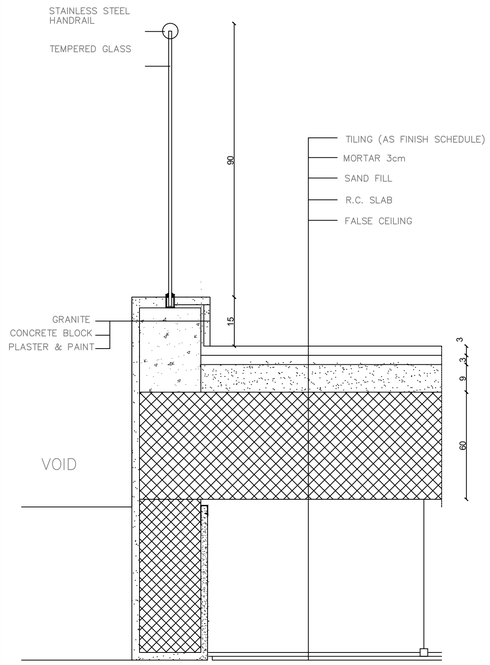

PLANTER DETAIL — SCALE 1 : 20 — DIVISION 3 — AD 8
ARCHITECTURAL DETAILS

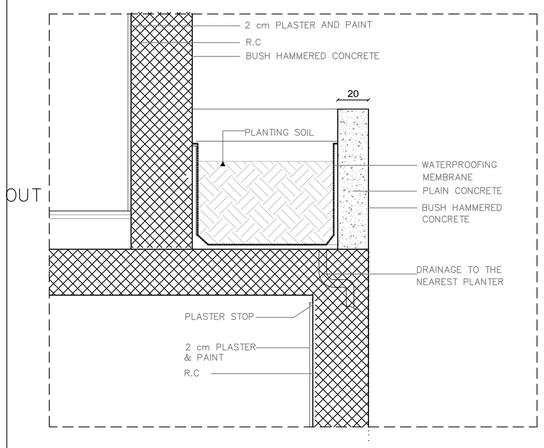

WALL SECTIONS — SCALE 1 : 10 — DIVISION 3 — AD 9
PARAPET DETAIL — ARCHITECTURAL DETAILS

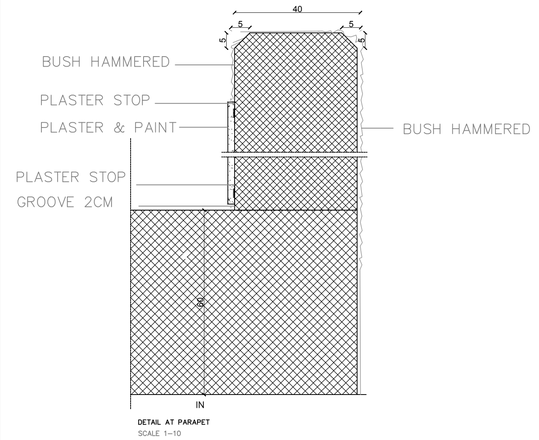

DETAIL AT PARAPET
SCALE 1–10

WALL SECTIONS — SCALE 1 : 25 — DIVISION 3 — AD 10
GLASS DETAIL — ARCHITECTURAL DETAILS

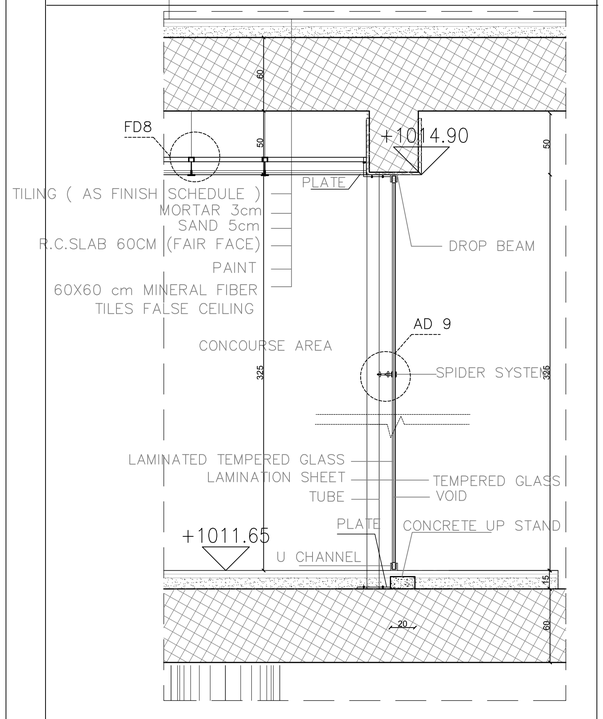

WALL SECTIONS — SCALE 1 : 25 — DIVISION 3 — AD 11
CAT WALK DETAIL — ARCHITECTURAL DETAILS

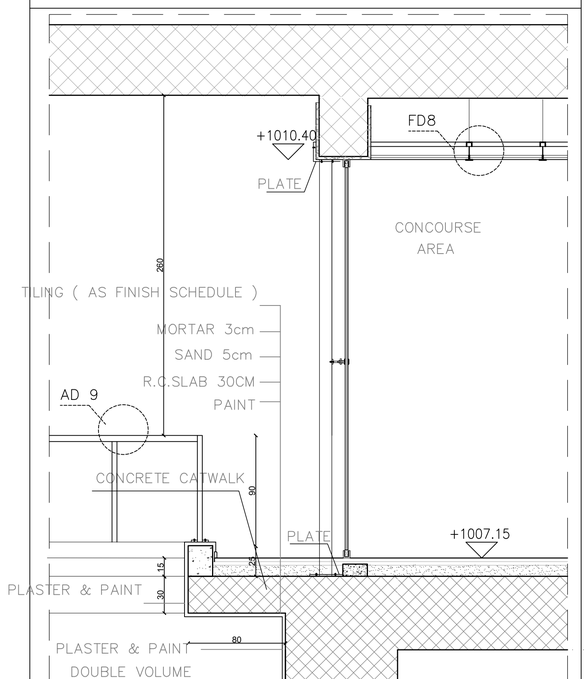

WALL SECTIONS — SCALE 1 : 20 — DIVISION 3 — AD 12
PARAPET ON VOID — ARCHITECTURAL DETAILS

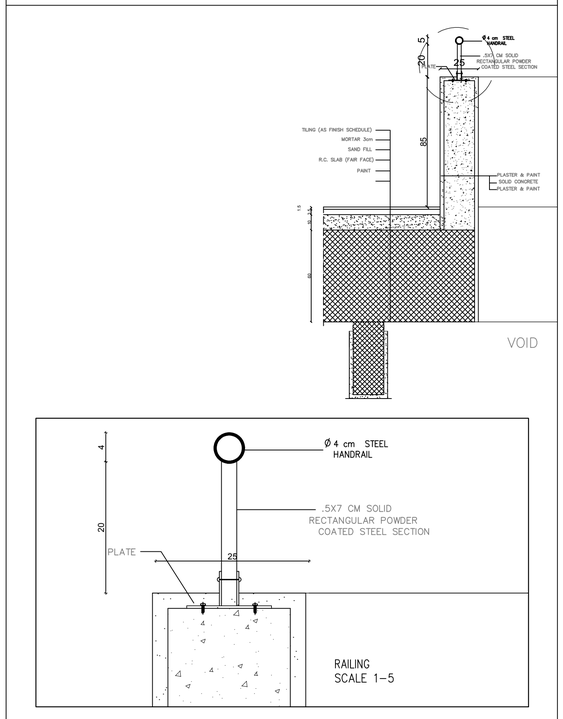

FOR BINDING

CLIENT
أمانة عمّان الكبرى
Greater Amman Municipality

PROJECT
Bus Rapid Transit (BRT) System in Amman

PACKAGE
Swuayleh Terminal

GENERAL NOTES AND LEGEND

KEY PLAN AND NORTH SIGN

REVISION NOTES

PURPOSE OF ISSUE:
REVISED DRAWINGS

* BUS TRACK (DIMENSIONS, LEVELS, CURVES, ...) SHOWN ON THE DRAWINGS IS THE ORIGINAL WHICH WAS PROPOSED BY SDG AND NO CHANGES WERE MAKE TO IT. YET SDG TO REVISE AND CONFIRM THEIR DESIGN.

REV.	DESCRIPTION	DATE	DWN	CHKD	APPD
0	REVISED DRAWINGS	MAY 2019			

DESIGN TEAM

PRODUCED BY:	SIGNATURE:
DESIGNED BY: I.TAHHAN	SIGNATURE:
CHECKED BY: I.TAHHAN	SIGNATURE:
PROJECT MANAGER:	SIGNATURE:
DEPUTY DIRECTOR of ENG. AFFAIRS:	SIGNATURE:

DRAWING

DRAWING TITLE:
ARCHITECTURAL DETAILS -2-

THIS IS A CAD DRAWING AND MUST NOT BE ALTERED MANUALLY

ISSUE DATE: MAY 2019	SCALE:	ORIG. DWG SIZE: ( )	REV.
DRAWING NUMBER: AD-005		Sht. 36 of	0

THIS DRAWING IS THE COPYRIGHT OF CLIENT AND CONSULTANT AND MUST NOT BE RETAINED, COPIED OR USED WITHOUT THE AUTHORIZATION

CONSULTANT

Architectural Design: طهبان وبشناق tahhanandbushnaqconsultants
Structural Design: ESC Engineering Structures & Consulting
Electromechanical Design: ACTIVE

PERFORATED SHEET

POWDER COATED ALUM. STRUCTURE

SCALE 1 : 30

DIVISION 3

ARCHITECTURAL DETAILS

AD 13

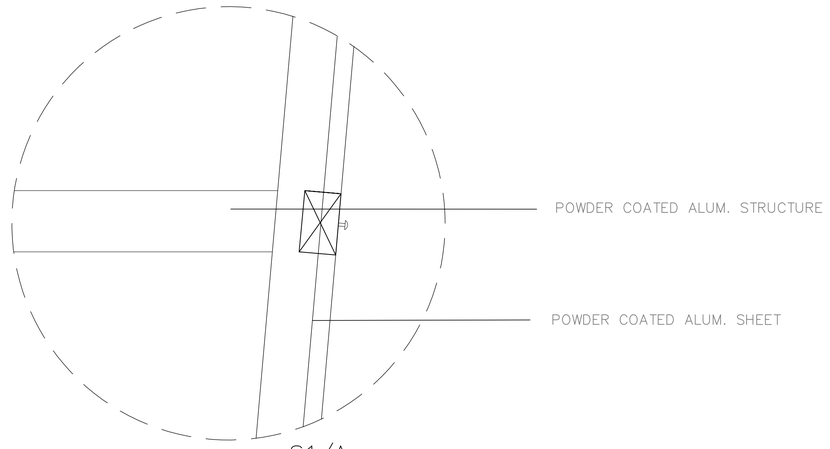

S1/A

SCALE 1/20

SCALE 1/25

FOR BINDING

CLIENT

أمانة عمّان الكبرى

Greater Amman Municipality

PROJECT

Bus Rapid Transit (BRT) System in Amman

PACKAGE

Swuayleh Terminal

GENERAL NOTES AND LEGEND

KEY PLAN AND NORTH SIGN

PURPOSE OF ISSUE:

REVISED DRAWINGS

REVISION NOTES

* BUS TRACK (DIMENSIONS, LEVELS, CURVES, ...) SHOWN ON THE DRAWINGS IS THE ORIGINAL WHICH WAS PROPOSED BY SDG AND NO CHANGES WERE MAKE TO IT. YET SDG TO REVISE AND CONFIRM THEIR DESIGN.

REV.	DESCRIPTION	DATE	DWN	CHKD	APPD
0	REVISED DRAWINGS	MAY 2019			

DESIGN TEAM

PRODUCED BY:	SIGNATURE:
DESIGNED BY: I.TAHMAN	SIGNATURE:
CHECKED BY: I.TAHMAN	SIGNATURE:
PROJECT MANAGER:	SIGNATURE:
DEPUTY DIRECTOR of ENG. AFFAIRS:	SIGNATURE:

DRAWING

DRAWING TITLE:

ARCHITECTURAL DETAILS -3-

THIS IS A CAD DRAWING AND MUST NOT BE ALTERED MANUALLY

ISSUE DATE: MAY 2019	SCALE:	ORIG. DWG SIZE: ( )	REV.
DRAWING NUMBER: AD-006		Sht. 37 of	0

THIS DRAWING IS THE COPYRIGHT OF CLIENT AND CONSULTANT AND MUST NOT BE RETAINED, COPIED OR USED WITHOUT THE AUTHORIZATION

CONSULTANT

Architectural Design: طحان و بشناق tahhan+bushnaqconsultants

Structural Design: Esc Engineering Solutions & Consulting

Electromechanical Design: ACTIVE

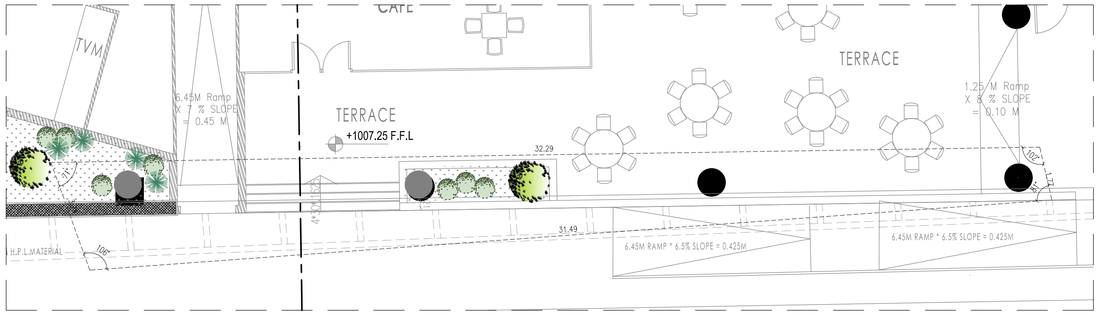

PLAN

SCALE 1:100

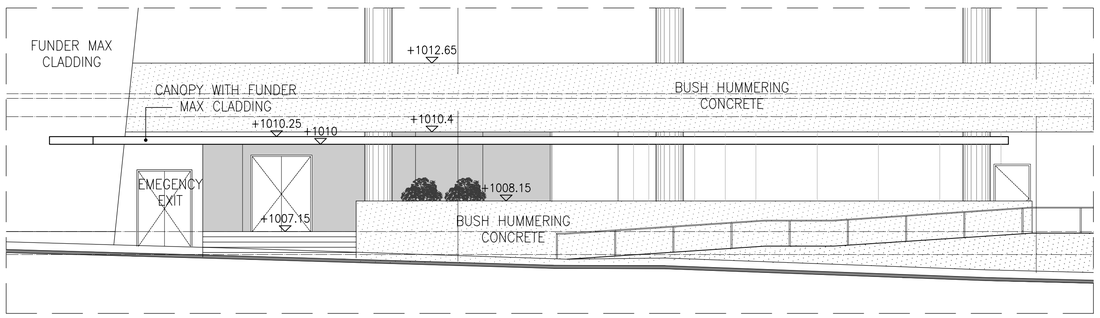

ELEVATION

SCALE 1:100

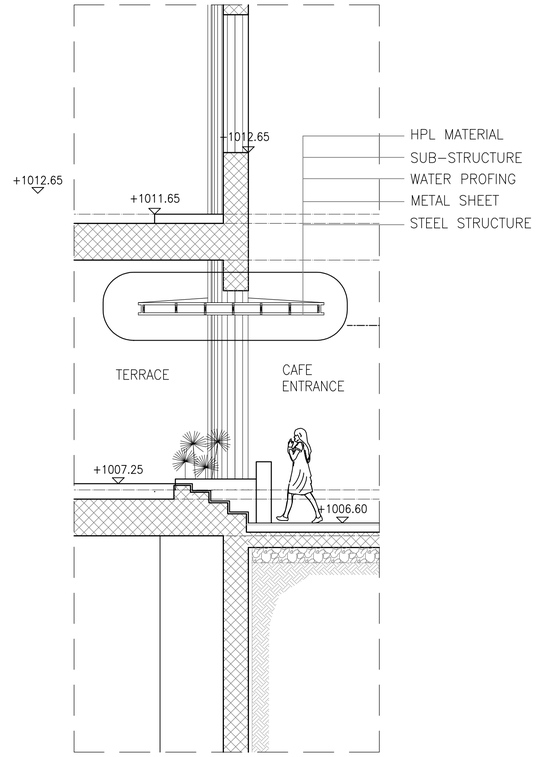

SECTION

SCALE 1:50

FOR BINDING

CLIENT

أمانة
عمّان
الكبرى

Greater Amman Municipality

PROJECT

Bus Rapid Transit (BRT) System in Amman

PACKAGE

Swuayleh Terminal

GENERAL NOTES AND LEGEND

KEY PLAN AND NORTH SIGN

PURPOSE OF ISSUE:

REVISED DRAWINGS

REVISION NOTES

* BUS TRACK (DIMENSIONS, LEVELS, CURVES, ...) SHOWN ON THE DRAWINGS IS THE ORIGINAL WHICH WAS PROPOSED BY SDG AND NO CHANGES WERE MAKE TO IT. YET SDG TO REVISE AND CONFIRM THEIR DESIGN.

REV.	DESCRIPTION	DATE	DWN	CHKD	APPD
0	REVISED DRAWINGS	MAY 2019			

DESIGN TEAM

PRODUCED BY:	SIGNATURE:
DESIGNED BY: I.TAHHAN	SIGNATURE:
CHECKED BY: I.TAHHAN	SIGNATURE:
PROJECT MANAGER:	SIGNATURE:
DEPUTY DIRECTOR of ENG. AFFAIRS:	SIGNATURE:

DRAWING

DRAWING TITLE:

ARCHITECTURAL DETAILS -4-

THIS IS A CAD DRAWING AND MUST NOT BE ALTERED MANUALLY

ISSUE DATE: MAY 2019	SCALE:	ORIG. DWG SIZE: ( )	REV.
DRAWING NUMBER: AD-007	Sht. 38 of		0

THIS DRAWING IS THE COPYRIGHT OF CLIENT AND CONSULTANT AND MUST NOT BE RETAINED, COPIED OR USED WITHOUT THE AUTHORIZATION

CONSULTANT

Architectural Design: طحان و رشناق tahhanrishnaqconsultants

Structural Design: Esc Engineering Solutions & Consulting

Electromechanical Design: ACTIVE

FOR BINDING

TILING DETAILS
AT GROUND FLOOR LEVEL

SCALE 1 : 10 | DIVISION 4 FINISHES | FD 1

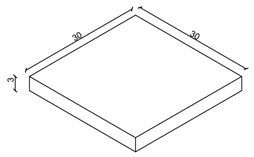

TYPICAL TILE

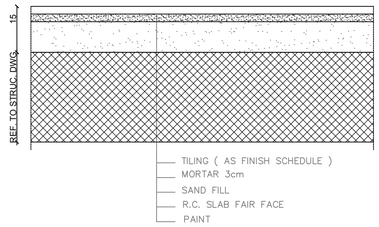

SCALE 1–10

FLOORING DETAILS
AT BASEMENT

SCALE 1 : 10 | DIVISION 4 FINISHES | FD 2

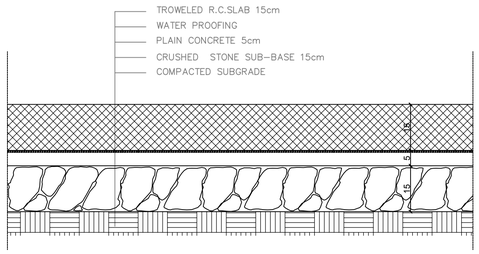

FLOOR DETAIL AT BASEMENT FLOOR LEVEL
SCALE 1–10

FLOORING DETAILS
RAISED FLOOR (SERVER ROOM)

DIVISION 4 FINISHES | FD 3

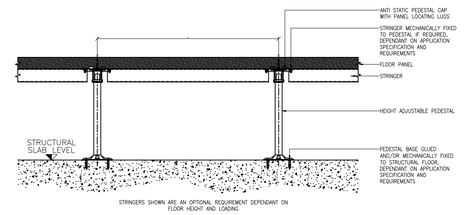

FLOORING DETAILS
SKIRTING

SCALE 1 : 2 | DIVISION 4 FINISHES | FD 4

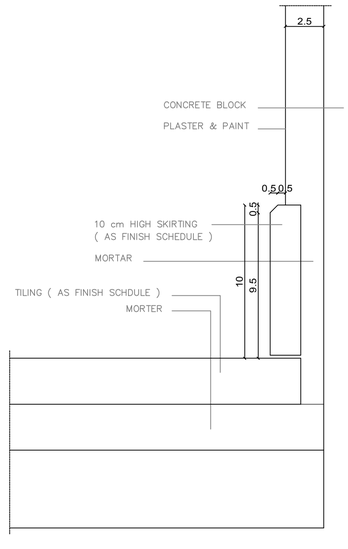

SKIRTINGS DETAIL
SCALE 1–2

SIDEWALK TILING
AT INTERNAL SIDE WALKS

SCALE 1 : 10 | DIVISION 4 FINISHES | FD 5

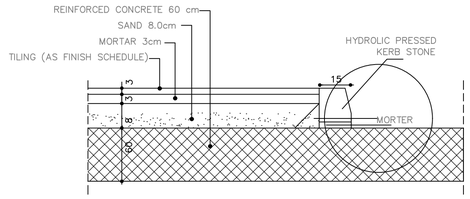

TACTILE DETAIL

SCALE 1 : 5 | DIVISION 4 FINISHES | FD 6

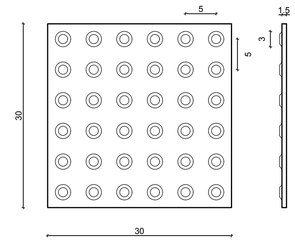

P.V.C WARNING TACTILE DETAILS
SCALE 1 : 5

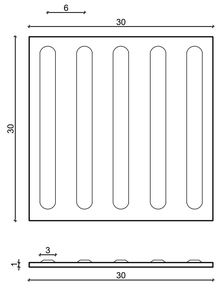

P.V.C DIRECTIONAL TACTILE DETAILS
SCALE 1 : 5

GENERAL NOTES AND LEGEND | KEY PLAN AND NORTH SIGN | REVISION NOTES | DESIGN TEAM | DRAWING | CONSULTANT

CLIENT: Greater Amman Municipality

PROJECT: Bus Rapid Transit (BRT) System in Amman

PACKAGE: Swuayleh Terminal

PURPOSE OF ISSUE: REVISED DRAWINGS

• BUS TRACK (DIMENSIONS, LEVELS, CURVES, ...) SHOWN ON THE DRAWINGS IS THE ORIGINAL WHICH WAS PROPOSED BY SDG AND NO CHANGES WERE MAKE TO IT. YET SDG TO REVISE AND CONFIRM THEIR DESIGN.

REV.	DESCRIPTION	DATE	DWN	CHKD	APPD
0	REVISED DRAWINGS	MAY 2019			

PRODUCED BY:	SIGNATURE:
DESIGNED BY: I.TAHHAN	SIGNATURE:
CHECKED BY: I.TAHHAN	SIGNATURE:
PROJECT MANAGER:	SIGNATURE:
DEPUTY DIRECTOR of ENG. AFFAIRS:	SIGNATURE:

DRAWING TITLE:

FINISHES DETAILS - I -

THIS IS A CAD DRAWING AND MUST NOT BE ALTERED MANUALLY

ISSUE DATE: MAY 2019	SCALE:	ORIG. DWG SIZE: ( )	REV.
DRAWING NUMBER: AD-008	Sht. 39 of		0

THIS DRAWING IS THE COPYRIGHT OF CLIENT AND CONSULTANT AND MUST NOT BE RETAINED, COPIED OR USED WITHOUT THE AUTHORIZATION

CONSULTANT: Architectural Design — tahhanandbuhnaqconsultants | Structural Design — ESC Engineering Solutions & Consulting | Electromechanical Design — ACTIVE

FOR BINDING

PLASTERING DETAILS

SCALE 1 : 1 — DIVISION 4 FINISHES — FD 7

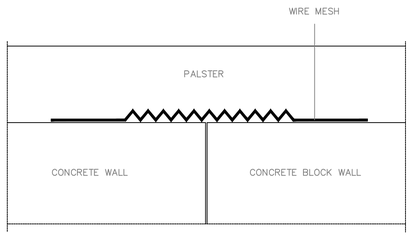

AT DIFFERENT WALL MATERIALS
SCALE 1–1

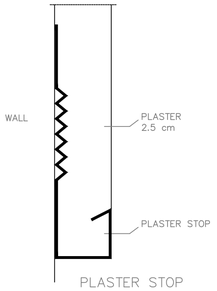

PLASTER STOP
SCALE 1–1

PLASTERING

SCALE 1 : 1 — DIVISION 4 FINISHES — FD 8

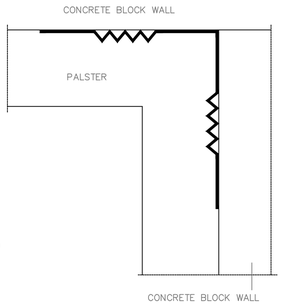

CORNER BEED
SCALE 1–1

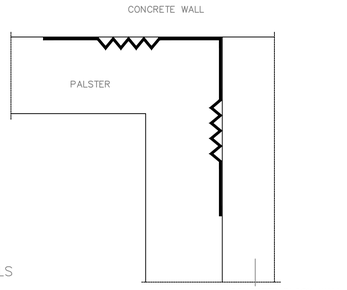

CORNER BEED
SCALE 1–1

PLASTERING DETAILS

FALSE CEILING

FALSE CEILING SUSPENDED SYSTEM — SCALE 1 : 2 — DIVISION 4 FINISHES — FD 9

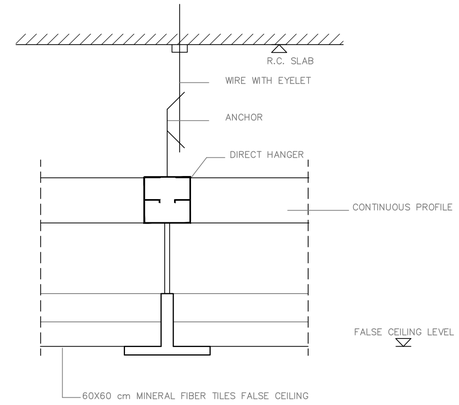

FALSE CEILING

FALSE CEILING SUSPENDED SYSTEM — SCALE 1 : 2 — DIVISION 4 FINISHES — FD 10

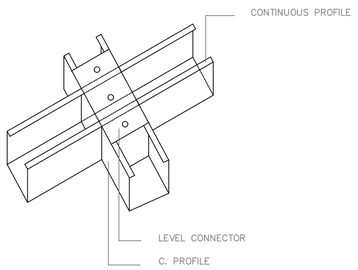

DOUBLE GRID SYSTEM

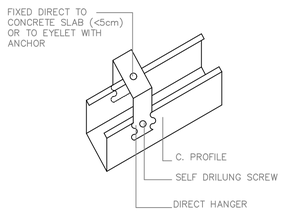

SINGLE GRID SYSTEM

FALSE CEILING

FALSE CEILING SUSPENDED SYSTEM — SCALE 1 : 1 — DIVISION 4 FINISHES — FD 11

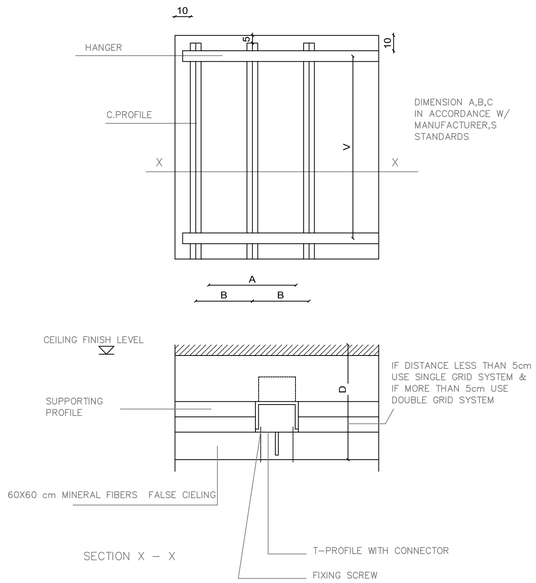

SECTION X – X

FLOORING DETAILS

DOOR CILL BETWEEN WET AND DRY AREA — SCALE 1 : 10 — DIVISION 4 FINISHES — FD 12

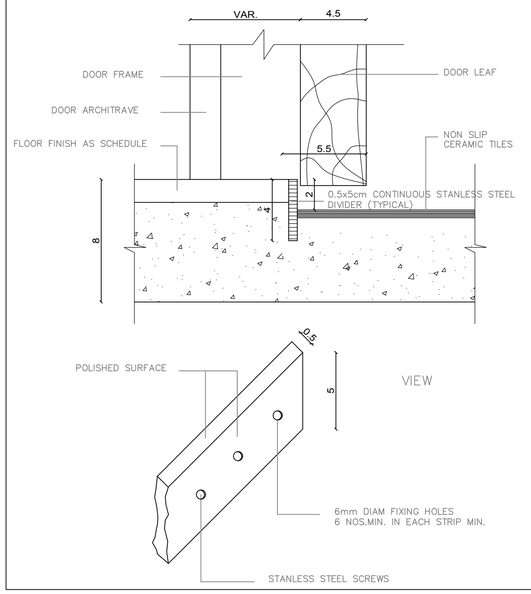

CLIENT

أمانة عمّان الكبرى

Greater Amman Municipality

PROJECT

Bus Rapid Transit (BRT) System in Amman

PACKAGE

Swuayleh Terminal

GENERAL NOTES AND LEGEND

KEY PLAN AND NORTH SIGN

REVISION NOTES

PURPOSE OF ISSUE: REVISED DRAWINGS

* BUS TRACK (DIMENSIONS, LEVELS, CURVES, ...) SHOWN ON THE DRAWINGS IS THE ORIGINAL WHICH WAS PROPOSED BY SDG AND NO CHANGES WERE MAKE TO IT. YET SDG TO REVISE AND CONFIRM THEIR DESIGN.

REV.	DESCRIPTION	DATE	DWN	CHKD	APPD
0	REVISED DRAWINGS	MAY 2019			

DESIGN TEAM

PRODUCED BY:	SIGNATURE:
DESIGNED BY: I.TAHMAN	SIGNATURE:
CHECKED BY: I.TAHMAN	SIGNATURE:
PROJECT MANAGER:	SIGNATURE:
DEPUTY DIRECTOR of ENG. AFFAIRS:	SIGNATURE:

DRAWING

DRAWING TITLE:

FINISHES DETAILS -2-

THIS IS A CAD DRAWING AND MUST NOT BE ALTERED MANUALLY

ISSUE DATE: MAY 2019	SCALE:	ORIG. DWG SIZE: ( )	REV.
DRAWING NUMBER: AD-009	Sht. 40 of		0

THIS DRAWING IS THE COPYRIGHT OF CLIENT AND CONSULTANT AND MUST NOT BE RETAINED, COPIED OR USED WITHOUT THE AUTHORIZATION

CONSULTANT

Architectural Design: طحان و رشناق tahhanandbushnaqconsultants

Structural Design: Esc Engineering Solutions & Consulting

Electromechanical Design: ACTIVE ENGINEERING CONSULTANTS

FINISHING — WINDOW LINTEL — SCALE 1 : 5 — DIVISION 4 FINISHES — FD 13

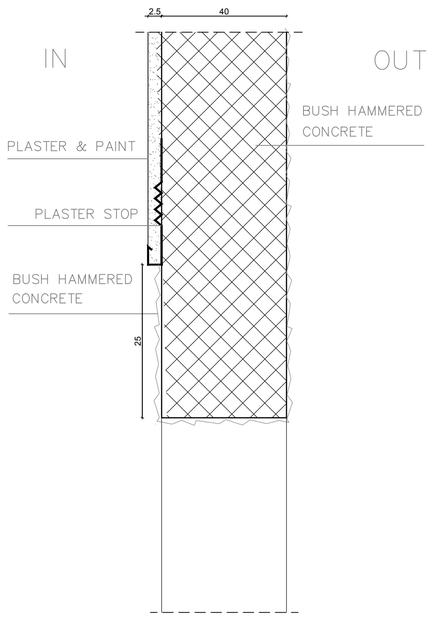

FINISHING — WALL TO CEILING CONNECTION — SCALE 1 : 5 — DIVISION 4 FINISHES — FD 14

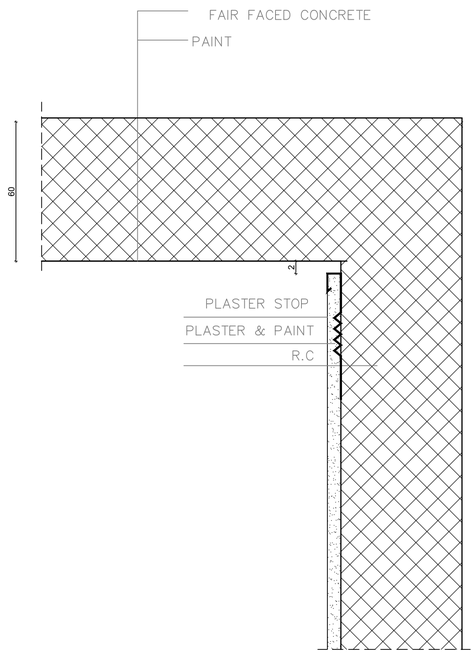

FINISHING — WINDOW SILL — SCALE 1 : 20 — DIVISION 4 FINISHES — FD 15

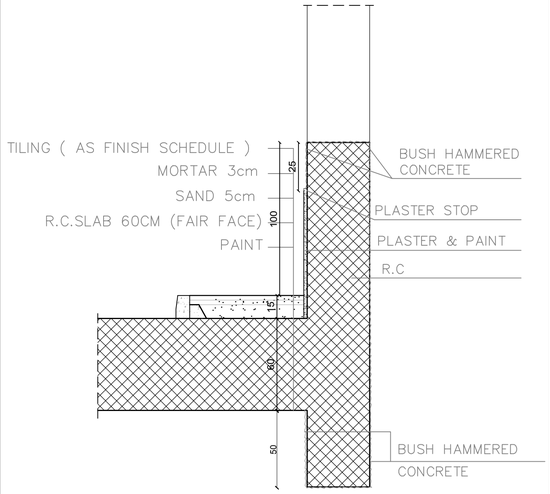

FINISHING — BULK HEAD DETAIL — SCALE 1 : 10 — DIVISION 4 FINISHES — FD 16

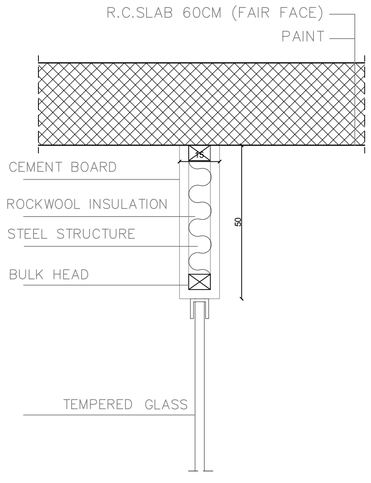

FALSE CEILING — ACCESS PANEL AT GYPSUM BOARD FALSE CEILING — SCALE 1 : 2 — DIVISION 4 FINISHES — FD 17

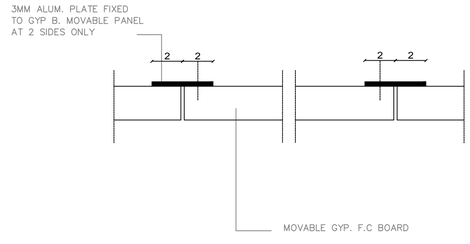

FALSE CEILING — GYPSUM BOARD — SCALE 1 : 2 — DIVISION 4 FINISHES — FD 18

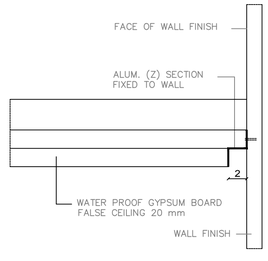

TYPICAL WALL CONNECTION

FOR BINDING

CLIENT
Greater Amman Municipality

PROJECT
Bus Rapid Transit (BRT) System in Amman

PACKAGE
Swuayleh Terminal

GENERAL NOTES AND LEGEND

KEY PLAN AND NORTH SIGN

REVISION NOTES

PURPOSE OF ISSUE: REVISED DRAWINGS

* BUS TRACK (DIMENSIONS, LEVELS, CURVES, ...) SHOWN ON THE DRAWINGS IS THE ORIGINAL WHICH WAS PROPOSED BY SDG AND NO CHANGES WERE MAKE TO IT. YET SDG TO REVISE AND CONFIRM THEIR DESIGN.

REV.	DESCRIPTION	DATE	DWN	CHKD	APPD
0	REVISED DRAWINGS	MAY 2019			

DESIGN TEAM

PRODUCED BY:	SIGNATURE:
DESIGNED BY: I.TAHHAN	SIGNATURE:
CHECKED BY: I.TAHHAN	SIGNATURE:
PROJECT MANAGER:	SIGNATURE:
DEPUTY DIRECTOR of ENG. AFFAIRS:	SIGNATURE:

DRAWING

DRAWING TITLE: FINISHES DETAILS -3-

THIS IS A CAD DRAWING AND MUST NOT BE ALTERED MANUALLY

ISSUE DATE: MAY 2019	SCALE:	ORIG. DWG SIZE: ( )	REV.
DRAWING NUMBER: AD-010	Sht. 41 of		0

THIS DRAWING IS THE COPYRIGHT OF CLIENT AND CONSULTANT AND MUST NOT BE RETAINED, COPIED OR USED WITHOUT THE AUTHORIZATION

CONSULTANT

Architectural Design: tahhan and bushnaq consultants
Structural Design: ESC Engineering Solutions & Consulting
Electromechanical Design: ACTIVE

FOR BINDING

STAIRS DETAILS
AT STAIR CASES

SCALE 1 : 10

DIVISION 4
FINISHES

FD 19

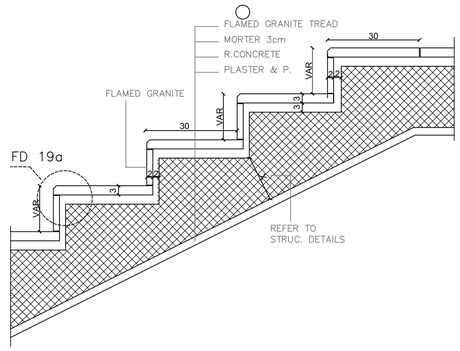

STAIRS DETAILS
INTERNAL STAIRS

DIVISION 4
FINISHES

FD 19A

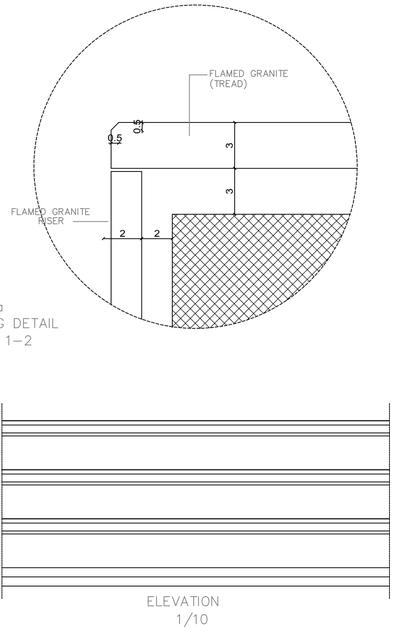

STAIRS DETAILS
AT STAIR CASES

SCALE 1 : 10

DIVISION 4
FINISHES

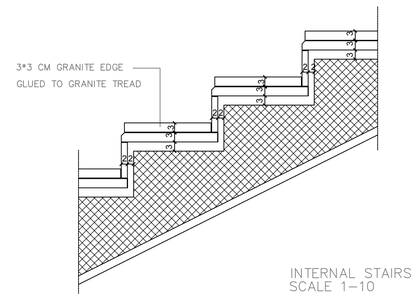

STAIRS DETAILS
AT STAIR CASES

SCALE 1 : 10

DIVISION 4
FINISHES

FD 19

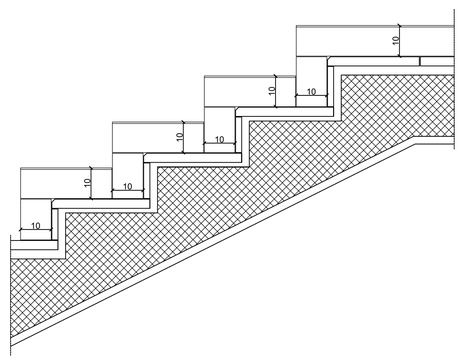

CLIENT

أمانة عمّان الكبرى

Greater Amman Municipality

PROJECT

Bus Rapid Transit (BRT) System in Amman

PACKAGE

Swuayleh Terminal

GENERAL NOTES AND LEGEND

KEY PLAN AND NORTH SIGN

PURPOSE OF ISSUE:

REVISED DRAWINGS

REVISION NOTES

* BUS TRACK (DIMENSIONS, LEVELS, CURVES, ...) SHOWN ON THE DRAWINGS IS THE ORIGINAL WHICH WAS PROPOSED BY SDG AND NO CHANGES WERE MAKE TO IT. YET SDG TO REVISE AND CONFIRM THEIR DESIGN.

REV.	DESCRIPTION	DATE	DWN	CHKD	APPD
0	REVISED DRAWINGS	MAY 2019			

DESIGN TEAM

PRODUCED BY:	SIGNATURE:
DESIGNED BY: I.TAHHAN	SIGNATURE:
CHECKED BY: I.TAHHAN	SIGNATURE:
PROJECT MANAGER:	SIGNATURE:
DEPUTY DIRECTOR of ENG. AFFAIRS:	SIGNATURE:

DRAWING

DRAWING TITLE:

FINISHES DETAILS -4-

THIS IS A CAD DRAWING AND MUST NOT BE ALTERED MANUALLY

ISSUE DATE: MAY 2019	SCALE:	ORIG. DWG SIZE: ( )	REV.
DRAWING NUMBER: AD-011	Sht. 42 of		0

THIS DRAWING IS THE COPYRIGHT OF CLIENT AND CONSULTANT AND MUST NOT BE RETAINED, COPIED OR USED WITHOUT THE AUTHORIZATION

CONSULTANT

Architectural Design: طهان وبشناق tahhanandbushnaqconsultants

Structural Design: Esc Engineering Solutions & Consulting

Electromechanical Design: ACTIVE ENGINEERING CONSULTANTS

SPIDER SYSTEM — SCALE 1 : 30 — DIVISION 5 — CL 1

SPIDER PLAN– GLASS — CLADDING

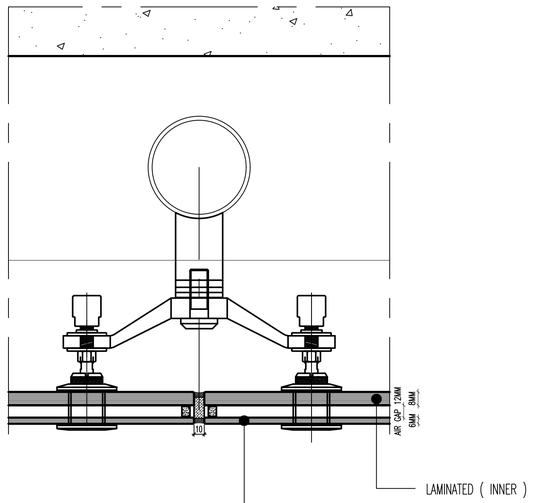

SPIDER SYSTEM
ALL FLOOR LEVELS EXCEPT
LEVEL 1020.5

SPIDER SYSTEM — SCALE 1 : 30 — DIVISION 5 — CL 2

SPIDER PLAN– GLASS LEVEL 1020.5 — CLADDING

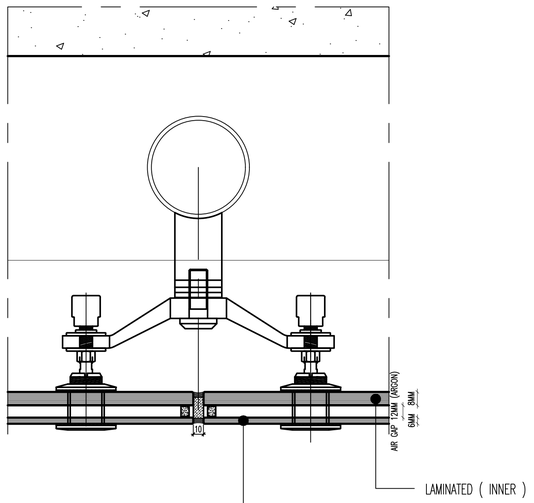

SPIDER SYSTEM AT
LEVEL 1020.5

SPIDER SYSTEM — SCALE 1 : 30 — DIVISION 5 — CL 3

SPIDER SECTION — CLADDING

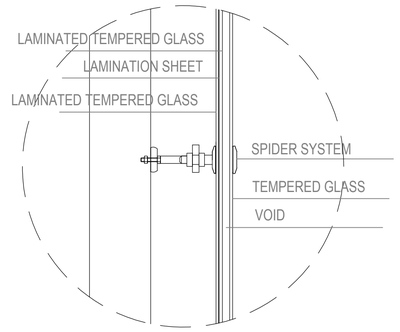

SCALE 1/5

FOR BINDING

CLIENT

Greater Amman Municipality

PROJECT

Bus Rapid Transit (BRT) System in Amman

PACKAGE

Swuayleh Terminal

GENERAL NOTES AND LEGEND

PURPOSE OF ISSUE: REVISED DRAWINGS

KEY PLAN AND NORTH SIGN

REVISION NOTES

* BUS TRACK (DIMENSIONS, LEVELS, CURVES, ...) SHOWN ON THE DRAWINGS IS THE ORIGINAL WHICH WAS PROPOSED BY SDG AND NO CHANGES WERE MAKE TO IT. YET SDG TO REVISE AND CONFIRM THEIR DESIGN.

REV.	DESCRIPTION	DATE	DWN	CHKD	APPD
0	REVISED DRAWINGS	MAY 2019			

DESIGN TEAM

PRODUCED BY:	SIGNATURE:
DESIGNED BY: I.TAHHAN	SIGNATURE:
CHECKED BY: I.TAHHAN	SIGNATURE:
PROJECT MANAGER:	SIGNATURE:
DEPUTY DIRECTOR of ENG. AFFAIRS:	SIGNATURE:

DRAWING

DRAWING TITLE:

CLADDING DETAILS - 1 -

THIS IS A CAD DRAWING AND MUST NOT BE ALTERED MANUALLY

ISSUE DATE: MAY 2019	SCALE:	ORIG. DWG SIZE: ( )	REV.
DRAWING NUMBER: AD-012	Sht. 43 of		0

THIS DRAWING IS THE COPYRIGHT OF CLIENT AND CONSULTANT AND MUST NOT BE RETAINED, COPIED OR USED WITHOUT THE AUTHORIZATION

CONSULTANT

Architectural Design: tahhanandbushnaqconsultants

Structural Design: Esc Engineering Solutions & Consulting

Electromechanical Design: ACTIVE

FOR BINDING

ROOF PROTECTION
SCALE 1 : 5 — TMD 1
PARAPET DETAIL AT ROOF — THERMAL MOISTURE PROTECTION

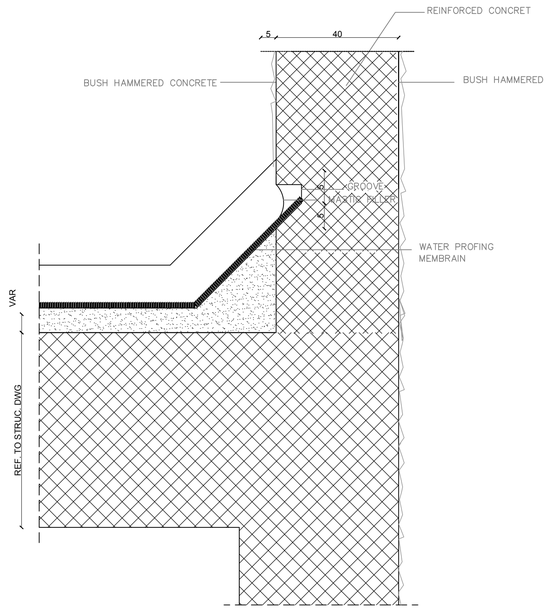

DETAIL AT ROOF PARAPET
SCALE 1–5

WALL TO FLOOR CONNECTION
SCALE 1 : 2 — DIVISION 6 — TMD 2
FOR TOILETS — THERMAL MOISTURE PROTECTION — PAGE 101

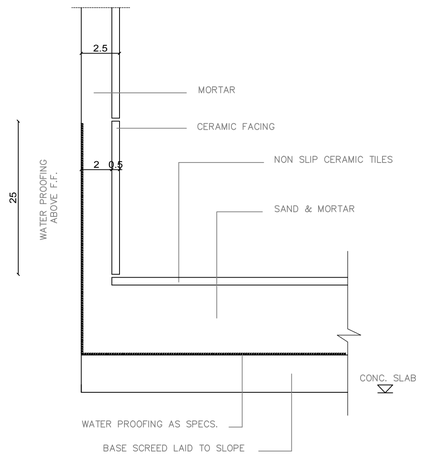

WALL TO FLOOR CONNECTION INSULATION DET.
IN TOILETS
SCALE 1–2

MOISTURE
PROTECTION

BASEMENT PROTECTION
SCALE 1 : 5 — DIVISION 6 — TMD 3
BASEMENT WALL SECTION — THERMAL MOISTURE PROTECTION — PAGE 102

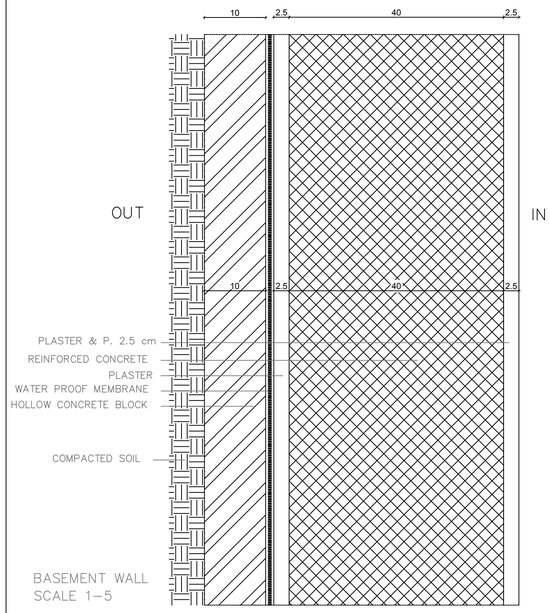

BASEMENT WALL
SCALE 1–5

SECTION IN SLAB
SCALE 1 : 10 — DIVISION 6 — TMD 4
THERMAL MOISTURE PROTECTION

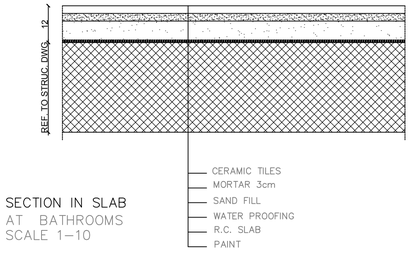

SECTION IN SLAB
AT BATHROOMS
SCALE 1–10

DOOR CELL AT TERRACE
SCALE 1 : 5 — TMD 5
INTERNAL WALL — THERMAL MOISTURE PROTECTION

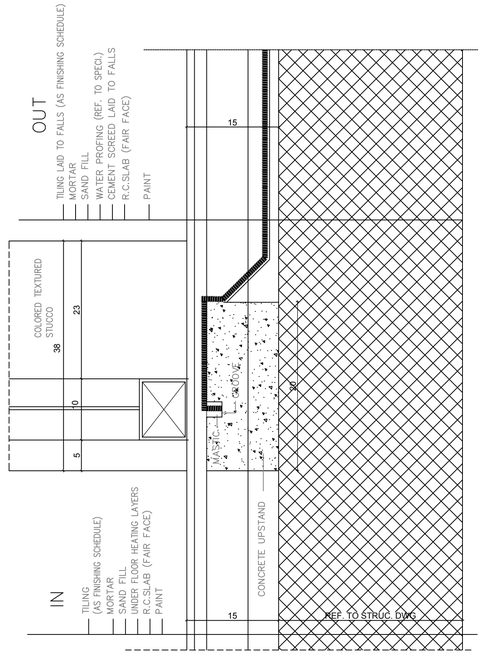

WALLS PROTECTION
EXTERNAL WALL SECTION
WHEREVER THERE IS AN AC
SCALE 1 : 5 — DIVISION 3 — AD 2
ARCHITECTURAL DETAILS

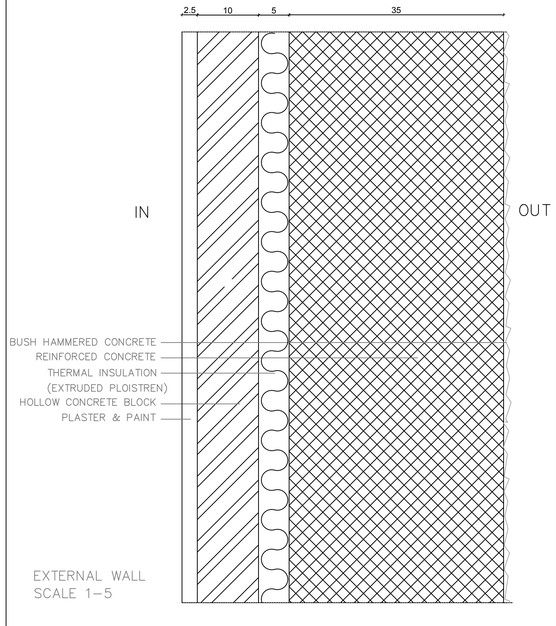

EXTERNAL WALL
SCALE 1–5

CLIENT
أمانة عمّان الكبرى
Greater Amman Municipality

PROJECT
Bus Rapid Transit (BRT) System in Amman

PACKAGE
Swuayleh Terminal

GENERAL NOTES AND LEGEND

KEY PLAN AND NORTH SIGN

REVISION NOTES

PURPOSE OF ISSUE: REVISED DRAWINGS

* BUS TRACK (DIMENSIONS, LEVELS, CURVES, ...) SHOWN ON THE DRAWINGS IS THE ORIGINAL WHICH WAS PROPOSED BY SDG AND NO CHANGES WERE MAKE TO IT. YET SDG TO REVISE AND CONFIRM THEIR DESIGN.

REV.	DESCRIPTION	DATE	DWN	CHKD	APPD
0	REVISED DRAWINGS	MAY 2019			

DESIGN TEAM

PRODUCED BY:	SIGNATURE:
DESIGNED BY: I.TAHHAN	SIGNATURE:
CHECKED BY: I.TAHHAN	SIGNATURE:
PROJECT MANAGER:	SIGNATURE:
DEPUTY DIRECTOR of ENG. AFFAIRS:	SIGNATURE:

DRAWING

DRAWING TITLE:
THERMAL & MOISTURES DETAILS -1-

THIS IS A CAD DRAWING AND MUST NOT BE ALTERED MANUALLY

ISSUE DATE: MAY 2019	SCALE:	ORIG. DWG SIZE: ( )	REV.
DRAWING NUMBER: AD-013	Sht. 44 of		0

THIS DRAWING IS THE COPYRIGHT OF CLIENT AND CONSULTANT AND MUST NOT BE RETAINED, COPIED OR USED WITHOUT THE AUTHORIZATION

CONSULTANT

Architectural Design: طحان و شناق tahhanshanaqarchitects
Structural Design: Esc Engineering Solutions & Consulting
Electromechanical Design: ACTIVE

CANOPY DETAIL — SCALE 1 : 5 — DIVISION 7 — MW 1

CANOPY EDGE DETAIL FRONT ELEVATION CANOPY — METAL & WOOD

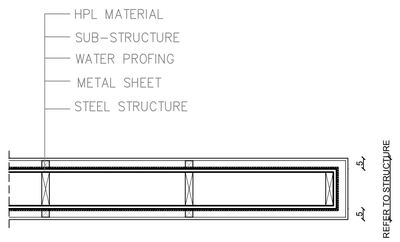

SPECIAL SURFACES — SCALE 1 : 5 — DIVISION 7 — MW 2

SECTION AT VANITY WASH BASINS — METAL & WOOD

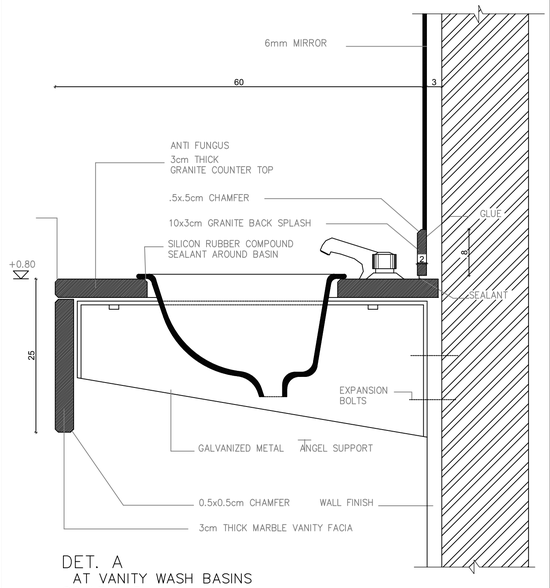

DET. A
AT VANITY WASH BASINS
SCALE 1-5

SPECIAL SURFACES — SCALE 1 : 2 — DIVISION 7 — MW 3

MIRROR INSTALLATION — METAL & WOOD

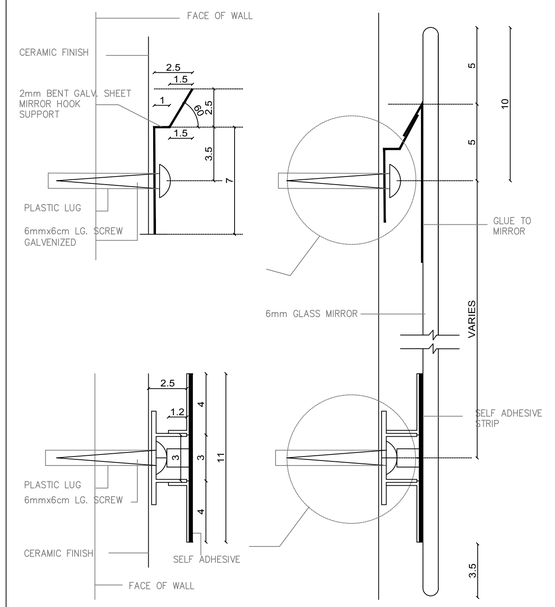

EXAMPLE NAME

HAND RAIL FIXING — SCALE 1 : 20 — DIVISION 7 — MW 4

INTERNAL STAIRSW — METAL

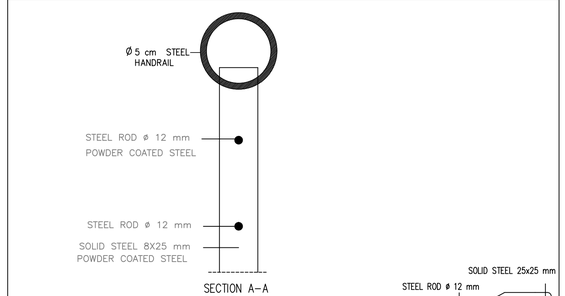

SECTION A-A
SCALE 1-2

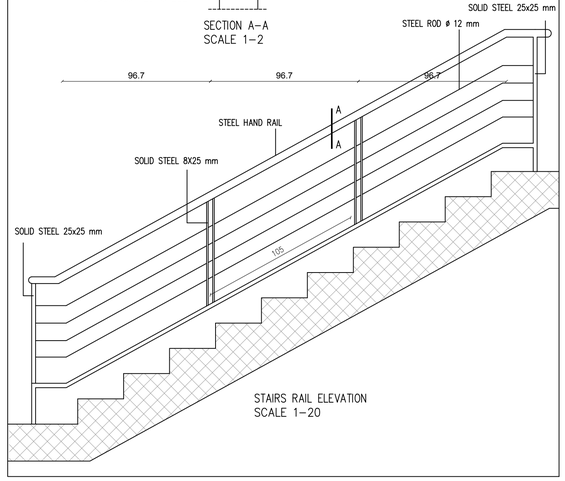

STAIRS RAIL ELEVATION
SCALE 1-20

HAND RAIL — SCALE 1 : 50 — DIVISION 7 — MW 5

CATWALK HANDRAIL — METAL & WOOD

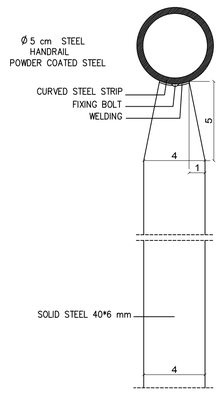

SECTION A-A
SCALE 1-2

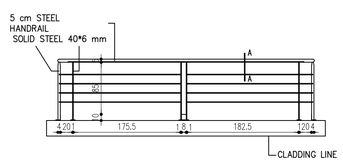

SCALE 1-50

FILE NAME:

HAND RAIL — SCALE 1 : 2 — DIVISION 7 — MW 6

WALL RAILING — METAL & WOOD

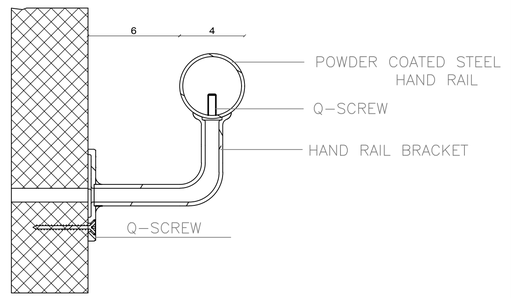

SECTION A-A
SCALE 1-2

FOR BINDING

CLIENT

أمانة عمّان الكبرى

Greater Amman Municipality

PROJECT

Bus Rapid Transit (BRT) System in Amman

PACKAGE

Swuayleh Terminal

GENERAL NOTES AND LEGEND

KEY PLAN AND NORTH SIGN

PURPOSE OF ISSUE:

REVISED DRAWINGS

REVISION NOTES

* BUS TRACK (DIMENSIONS, LEVELS, CURVES, ...) SHOWN ON THE DRAWINGS IS THE ORIGINAL WHICH WAS PROPOSED BY SDG AND NO CHANGES WERE MAKE TO IT. YET SDG TO REVISE AND CONFIRM THEIR DESIGN.

REV.	DESCRIPTION	DATE	DWN	CHKD	APPD
0	REVISED DRAWINGS	MAY 2019			

DESIGN TEAM

PRODUCED BY:	SIGNATURE:
DESIGNED BY: I.TAHHAN	SIGNATURE:
CHECKED BY: I.TAHHAN	SIGNATURE:
PROJECT MANAGER:	SIGNATURE:
DEPUTY DIRECTOR of ENG. AFFAIRS:	SIGNATURE:

DRAWING

DRAWING TITLE:

METAL DETAILS - 1 -

THIS IS A CAD DRAWING AND MUST NOT BE ALTERED MANUALLY

ISSUE DATE: MAY 2019	SCALE:	ORIG. DWG SIZE: ( )	REV.
DRAWING NUMBER: AD-014	Sht. 45 of		0

THIS DRAWING IS THE COPYRIGHT OF CLIENT AND CONSULTANT AND MUST NOT BE RETAINED, COPIED OR USED WITHOUT THE AUTHORIZATION

CONSULTANT

Architectural Design: طهان وبشناق tahhanandbushnaqconsultants

Structural Design: ESC Engineering Solutions & Consulting

Electromechanical Design: ACTIVE ENGINEERING CONSULTANT

FOR BINDING

DOOR DETAILS
FLUSH WOOD DOORS LEAF DETAIL

DIVISION 8 D 1
DOORS & WINDOWS

DOOR LEAF : SEMI SOLID SOFTWOOD CORE WITH 5mm PLYWOOD FACING FROM BOTH SIDES

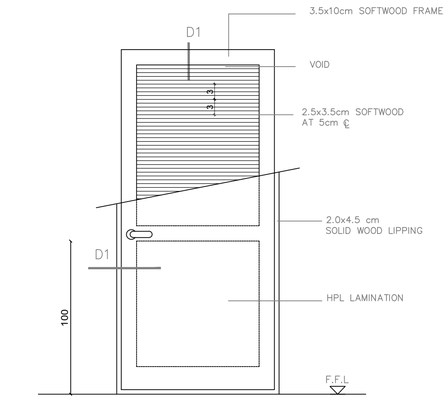

SCALE 1/20

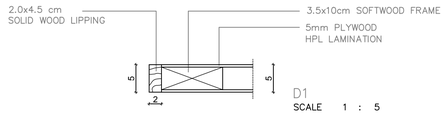

D1
SCALE 1 : 5

DOOR DETAILS
FLUSH WOOD DOORS

SCALE 1 : 5

DIVISION 8 D 1b
DOORS & WINDOWS PAGE 116

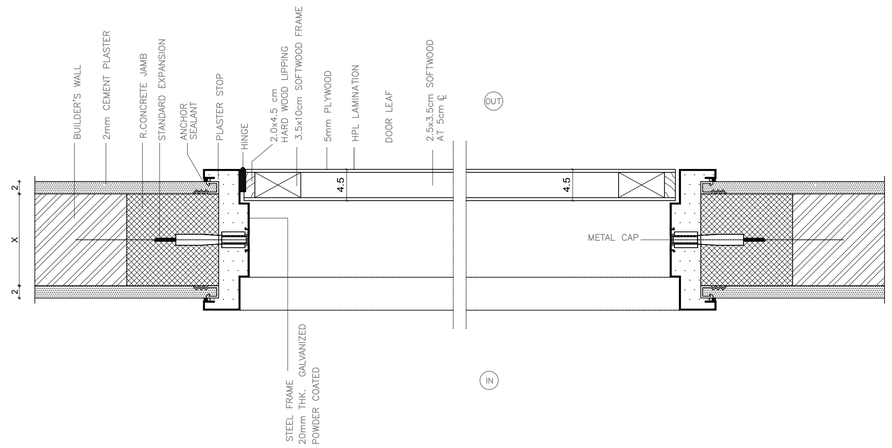

PLAN

DOOR DETAILS
WOOD DOORS FIXING

SCALE 1 : 2

DIVISION 8 D 4
DOORS & WINDOWS

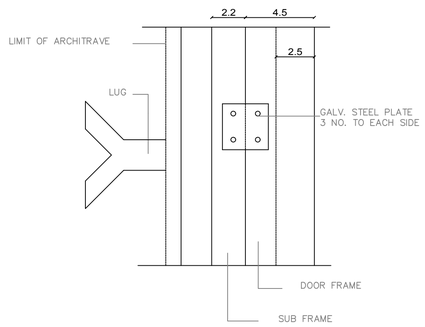

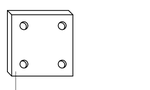

40x40x4mm GALV. STEEL PLATE 3 NO. TO EACH JAMB FIXING DOOR FRAME WITH SUBFRAME

DOOR DETAILS
WOOD DOORS FIXING

SCALE 1 : 2

DIVISION 8 D 9
DOORS & WINDOWS

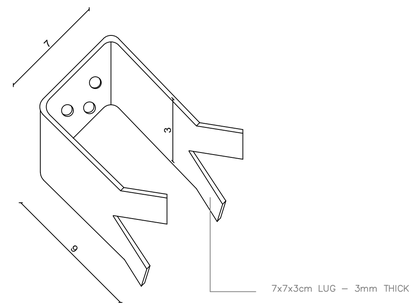

DETAIL OF LUG

DOOR DETAILS
FLUSH WOOD DOORS

SCALE 1 : 5

DIVISION 8 D 1a
DOORS & WINDOWS PAGE 115

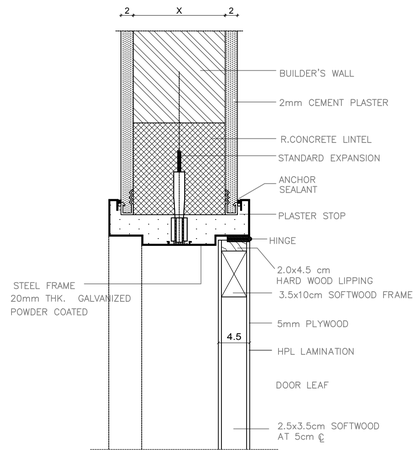

SECTION

CLIENT

أمانة عمّان الكبرى

Greater Amman Municipality

PROJECT

Bus Rapid Transit (BRT) System in Amman

PACKAGE

Swuayleh Terminal

GENERAL NOTES AND LEGEND

KEY PLAN AND NORTH SIGN

REVISION NOTES

PURPOSE OF ISSUE: REVISED DRAWINGS

* BUS TRACK (DIMENSIONS, LEVELS, CURVES, ...) SHOWN ON THE DRAWINGS IS THE ORIGINAL WHICH WAS PROPOSED BY SDG AND NO CHANGES WERE MAKE TO IT. YET SDG TO REVISE AND CONFIRM THEIR DESIGN.

REV.	DESCRIPTION	DATE	DWN	CHKD	APPD
0	REVISED DRAWINGS	MAY 2019			

DESIGN TEAM

PRODUCED BY:	SIGNATURE:
DESIGNED BY: I.TAHHAN	SIGNATURE:
CHECKED BY: I.TAHHAN	SIGNATURE:
PROJECT MANAGER:	SIGNATURE:
DEPUTY DIRECTOR of ENG. AFFAIRS:	SIGNATURE:

DRAWING

DRAWING TITLE:

DOORS DETAILS - 1 -

THIS IS A CAD DRAWING AND MUST NOT BE ALTERED MANUALLY

ISSUE DATE: MAY 2019	SCALE:	ORIG. DWG SIZE: ( )	REV.
DRAWING NUMBER: AD-015	Sht. 46 of		0

THIS DRAWING IS THE COPYRIGHT OF CLIENT AND CONSULTANT AND MUST NOT BE RETAINED, COPIED OR USED WITHOUT THE AUTHORIZATION

CONSULTANT

Architectural Design: طحان و رشناق tahhanandbushnaqconsultants

Structural Design: ESC Engineering Solutions & Consulting

Electromechanical Design: ACTIVE

FOR BINDING

DOOR DETAILS — SCALE 1 : 2 — DIVISION 8 D 5

TYPICAL FLUSH STEEL DOOR FIXING DETAIL — DOORS & WINDOWS

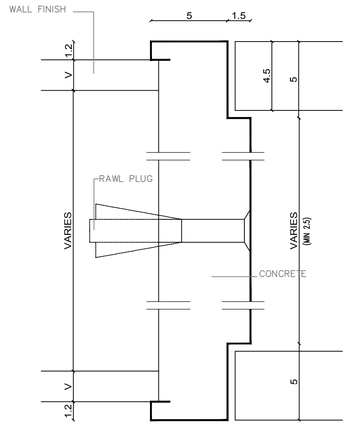

* DOOR FRAME
  16 GAUGE COLD ROLLED STEEL
  3 ANCHORS MIN FOR EACH JAMB

* DOOR LEAF
  16 GAUGE STEEL SHEETS 20 GAUGE STIFFENERS 4.5 THICK, FILLED WITH MINERAL ROCK WOOL

DOOR DETAILS — SCALE 1 : 2 — DIVISION 8 D 6

ELEVATION & SECTION STEEL DOOR LEAF — DOORS & WINDOWS



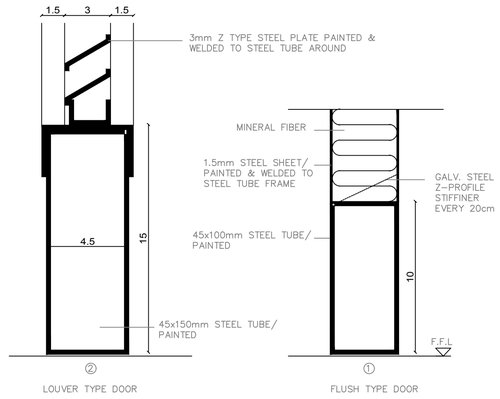

DOOR DETAILS — DIVISION 8 D 7

ACCESS PANEL DOORS — DOORS & WINDOWS

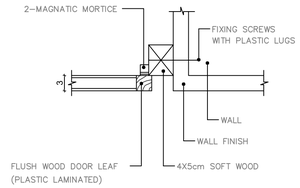

JAMB DETAIL
SCALE 1/5



AT ELECTRICAL & JANITOR ROOM
Q=22
SCALE 1/50

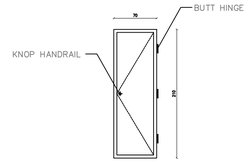

AT MECHANICAL SHAFTS
Q=22
SCALE 1/50

DOOR DETAILS — SCALE 1 : 5 — DIVISION 8 D 7a

ACCESS PANEL DOORS — DOORS & WINDOWS

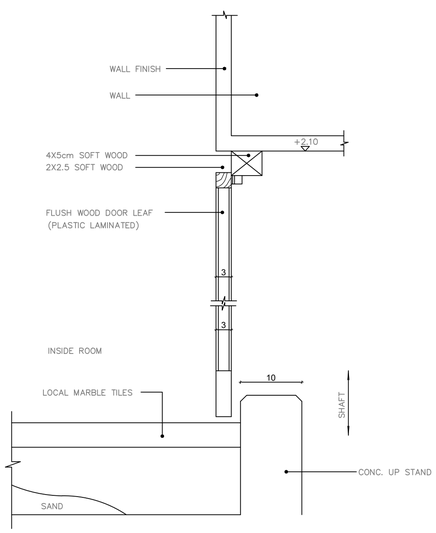

CLIENT

أمانة عمّان الكبرى

Greater Amman Municipality

PROJECT

Bus Rapid Transit (BRT) System in Amman

PACKAGE

Swuayleh Terminal

GENERAL NOTES AND LEGEND

KEY PLAN AND NORTH SIGN

REVISION NOTES

PURPOSE OF ISSUE: REVISED DRAWINGS

* BUS TRACK (DIMENSIONS, LEVELS, CURVES, ...) SHOWN ON THE DRAWINGS IS THE ORIGINAL WHICH WAS PROPOSED BY SDG AND NO CHANGES WERE MAKE TO IT. YET SDG TO REVISE AND CONFIRM THEIR DESIGN.

REV.	DESCRIPTION	DATE	DWN	CHKD	APPD
0	REVISED DRAWINGS	MAY 2019			

DESIGN TEAM

PRODUCED BY:	SIGNATURE:
DESIGNED BY: I.TAHHAN	SIGNATURE:
CHECKED BY: I.TAHHAN	SIGNATURE:
PROJECT MANAGER:	SIGNATURE:
DEPUTY DIRECTOR of ENG. AFFAIRS:	SIGNATURE:

DRAWING

DRAWING TITLE:

DOORS DETAILS -2-

THIS IS A CAD DRAWING AND MUST NOT BE ALTERED MANUALLY

ISSUE DATE: MAY 2019	SCALE:	ORIG. DWG SIZE: ( )	REV.
DRAWING NUMBER: AD-016	Sht. 47 of		0

THIS DRAWING IS THE COPYRIGHT OF CLIENT AND CONSULTANT AND MUST NOT BE RETAINED, COPIED OR USED WITHOUT THE AUTHORIZATION

CONSULTANT

Architectural Design: tahhanandbushnaqconsultants

Structural Design: Esc Engineering Solutions & Consulting

Electromechanical Design: ACTIVE

ESCALATOR DETAIL

SCALE 1 : 50 DIVISION 8 SPECIALTIES S 1

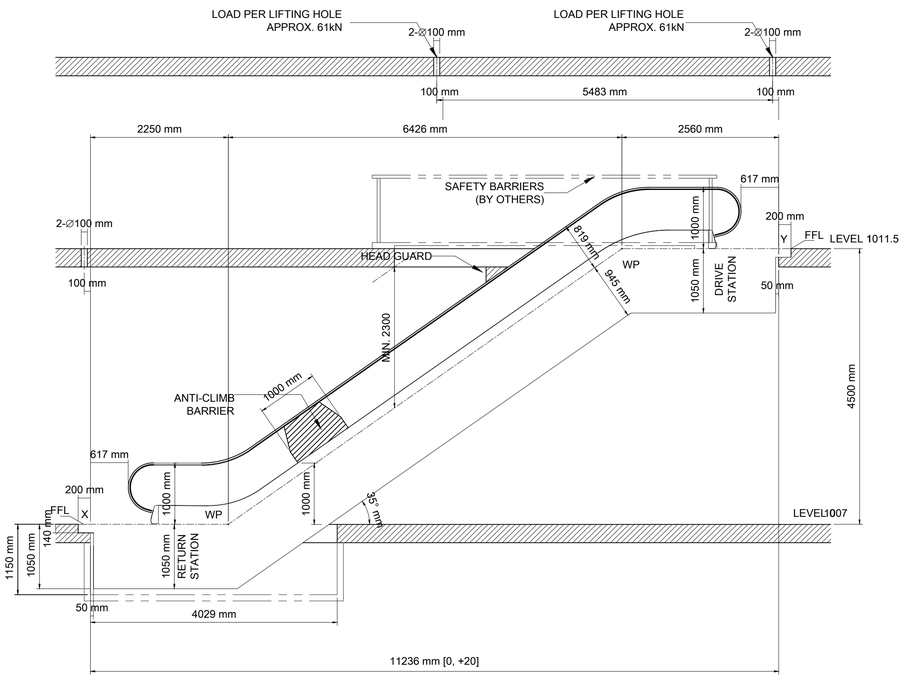

SIDE VIEW

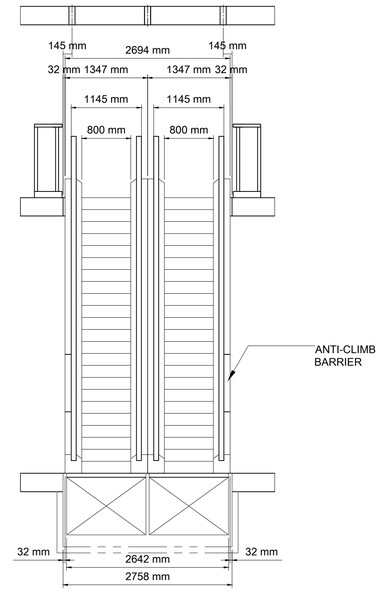

FRONT VIEW

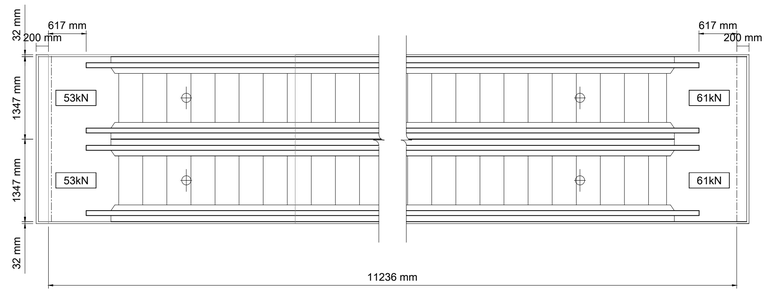

PLANVIEW

Barriers at Landings

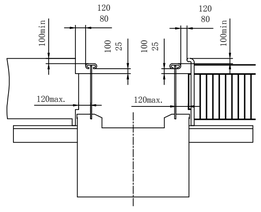

2 Piece Transportation Detail (Floor 0-1)

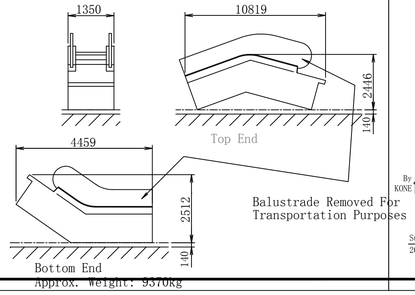

Escalator Mounting Detail

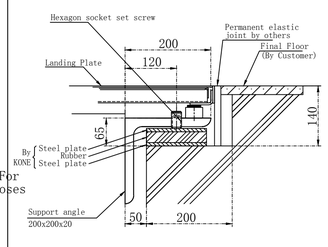

Passenger Circulation Area Requirements

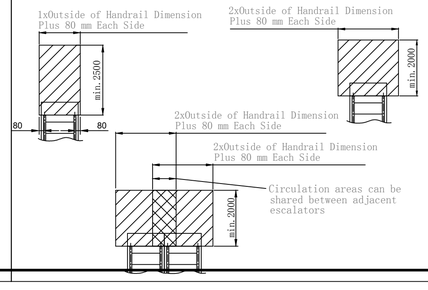

Minimum Clearances Required To Comply With EN115:2008

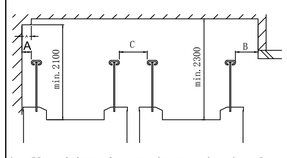

A = 80mm minimum clearance between the edge of a handrail & wall or other obstacles.

B = If this dimension is less than 400mm a headguard is required.

C = For adjacent escalators the distance between adjacent handrails shall not be less than 160mm

Note:
1. All dimensions are in millimeters.
2. Center support required when distance between mountings exceeds 16370mm (30/3 1.5/1.0).
3. Access opening 2500mm wide and 3300mm high into and through the building is required.

Prior To Installation

Clean Site & Storage
Ensure the working and storage areas are clean, dry and protected from the weather.

3-Phase Power Supply
Ensure permanent 3-phase power is available for the assembly and testing of the escalator.

Protection from Damage
Ensure protection of the escalator equipment from damage
No other trades to proceed during the work progress.

FOR BINDING

CLIENT
Greater Amman Municipality

PROJECT
Bus Rapid Transit (BRT) System in Amman

PACKAGE
Swuayleh Terminal

GENERAL NOTES AND LEGEND

KEY PLAN AND NORTH SIGN

REVISION NOTES

PURPOSE OF ISSUE: REVISED DRAWINGS

* BUS TRACK (DIMENSIONS, LEVELS, CURVES, ...) SHOWN ON THE DRAWINGS IS THE ORIGINAL WHICH WAS PROPOSED BY SDG AND NO CHANGES WERE MAKE TO IT. YET SDG TO REVISE AND CONFIRM THEIR DESIGN.

REV.	DESCRIPTION	DATE	DWN	CHKD	APPD
0	REVISED DRAWINGS	MAY 2019			

DESIGN TEAM

PRODUCED BY:	SIGNATURE:
DESIGNED BY: I.TAHHAN	SIGNATURE:
CHECKED BY: I.TAHHAN	SIGNATURE:
PROJECT MANAGER:	SIGNATURE:
DEPUTY DIRECTOR of ENG. AFFAIRS:	SIGNATURE:

DRAWING

DRAWING TITLE: SPECIALTIES DETAILS

THIS IS A CAD DRAWING AND MUST NOT BE ALTERED MANUALLY

ISSUE DATE: MAY 2019	SCALE:	ORIG. DWG SIZE: ( )	REV.
DRAWING NUMBER: AD-017	Sht. 48 of		0

THIS DRAWING IS THE COPYRIGHT OF CLIENT AND CONSULTANT AND MUST NOT BE RETAINED, COPIED OR USED WITHOUT THE AUTHORIZATION

CONSULTANT

Architectural Design: tahhanandbushnaqconsultants
Structural Design: ESC
Electromechanical Design: ACTIVE

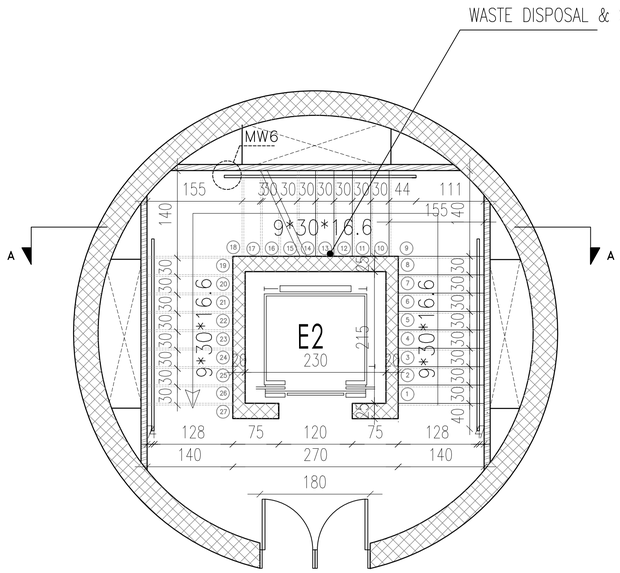

BASEMENT 1 LEVEL 1002.5
SCALE 1:50

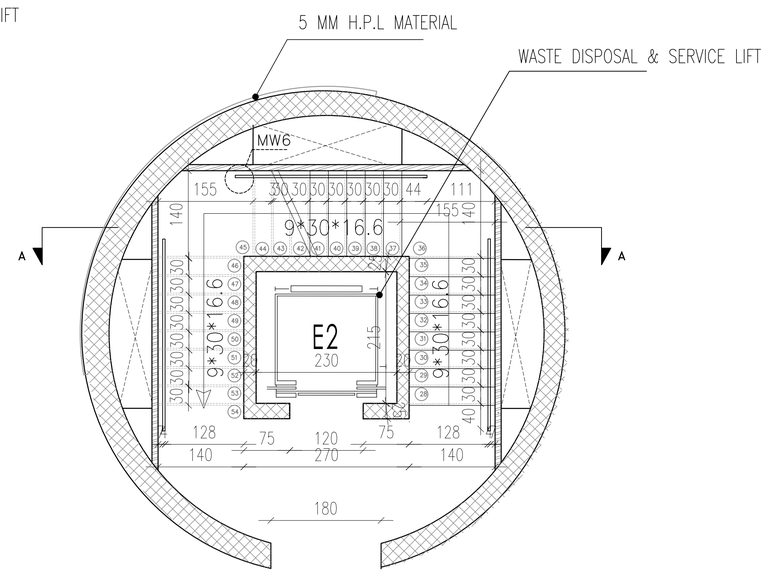

GROUND FLOOR LEVEL 1007
SCALE 1:50

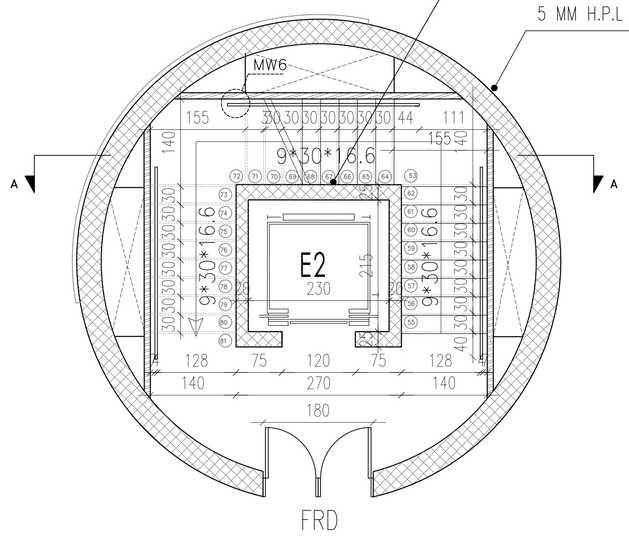

FIRST FLOOR LEVEL 1011.5
SCALE 1:50

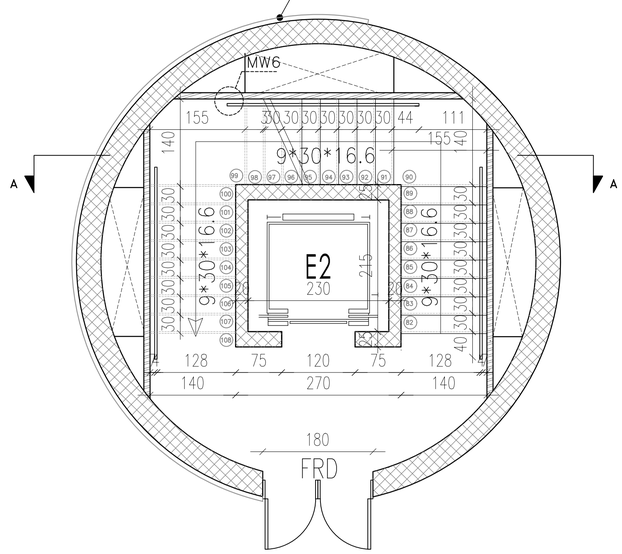

SECOND FLOOR LEVEL 1016
SCALE 1:50

1 STAIR # 01 (EMERGENCY STAIR)
TOP VIEW

FOR BINDING

CLIENT

أمانة عمّان الكبرى

Greater Amman Municipality

PROJECT

Bus Rapid Transit (BRT) System in Amman

PACKAGE

Swuayleh Terminal

GENERAL NOTES AND LEGEND

NOTE :

* FIRE ESCAPE STAIRCASE

* ALL DIMENSIONS ON ARCH. DRAWINGS ARE IN (cm) AND ALL LEVELS ARE IN (m) UNLESS OTHERWISE INDICATED.

* DO NOT REFERE TO ELEC. OR MECH. PLANS FOR ARCHITECTURAL INFORMATION.

* NO USE OF SCALE IS ALLOWED. ONLY FIGURED DIMENSIONS ARE TO BE TAKEN INTO CONSIDERATION.

* IN CASE OF DOORS AND WINDOWS DIMENSIONS SHOWS THE SIZE OF STRUCTURAL OPENINGS.

* SEVERAL FEATURES ARE SHOWN THAT ARE RELATED TO MEP PLANS. REFER TO THESE FOR MORE SPECIFIC DETAILS

KEY PLAN AND NORTH SIGN

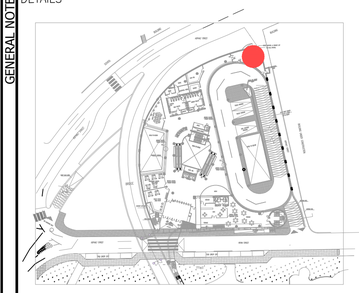

PURPOSE OF ISSUE:

REVISED DRAWINGS

REVISION NOTES

* BUS TRACK (DIMENSIONS, LEVELS, CURVES, ...) SHOWN ON THE DRAWINGS IS THE ORIGINAL WHICH WAS PROPOSED BY SDG AND NO CHANGES WERE MAKE TO IT. YET SDG TO REVISE AND CONFIRM THEIR DESIGN.

REV.	DESCRIPTION	DATE	DWN	CHKD	APPD
0	REVISED DRAWINGS	MAY 2019			

DESIGN TEAM

PRODUCED BY:	SIGNATURE:
DESIGNED BY: I.TAHMAN	SIGNATURE:
CHECKED BY: I.TAHMAN	SIGNATURE:
PROJECT MANAGER:	SIGNATURE:
DEPUTY DIRECTOR of ENG. AFFAIRS:	SIGNATURE:

DRAWING

DRAWING TITLE:

STAIRCASE (1) TOP VIEW DETAIL

THIS IS A CAD DRAWING AND MUST NOT BE ALTERED MANUALLY

ISSUE DATE: MAY 2019	SCALE: 1:50	ORIG. DWG SIZE: ( )	REV.
DRAWING NUMBER: AD-018		Sht. 49 of	0

THIS DRAWING IS THE COPYRIGHT OF CLIENT AND CONSULTANT AND MUST NOT BE RETAINED, COPIED OR USED WITHOUT THE AUTHORIZATION

CONSULTANT

Architectural Design: طحان و شناق tahhanandbushnaqconsultants

Structural Design: Esc Engineering Solutions & Consulting

Electromechanical Design: ACTIVE ENGINEERING CONSULTANTS

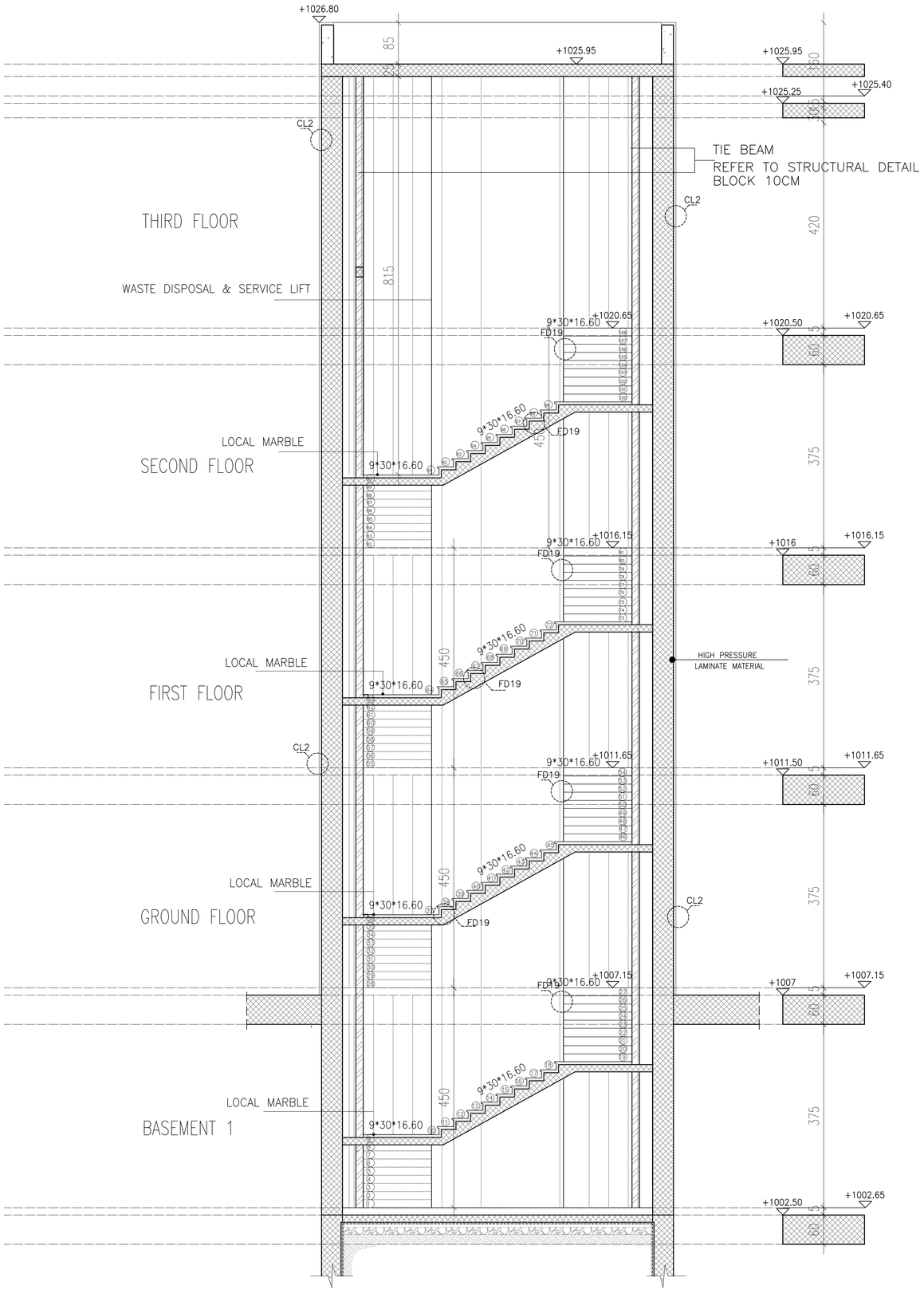

1 STAIR # 01 (EMERGENCY STAIR)
SECTION A–A SCALE 1:50

FOR BINDING

CLIENT

أمانة عمّان الكبرى

Greater Amman Municipality

PROJECT

Bus Rapid Transit (BRT) System in Amman

PACKAGE

Swuayleh Terminal

GENERAL NOTES AND LEGEND

NOTE :

* FIRE ESCAPE STAIRCASE

* ALL DIMENSIONS ON ARCH. DRAWINGS ARE IN (cm) AND ALL LEVELS ARE IN (m) UNLESS OTHERWISE INDICATED.

* DO NOT REFERE TO ELEC. OR MECH. PLANS FOR ARCHITECTURAL INFORMATION.

* NO USE OF SCALE IS ALLOWED. ONLY FIGURED DIMENSIONS ARE TO BE TAKEN INTO CONSIDERATION.

* IN CASE OF DOORS AND WINDOWS DIMENSIONS SHOWS THE SIZE OF STRUCTURAL OPENINGS.

* SEVERAL FEATURES ARE SHOWN THAT ARE RELATED TO MEP PLANS. REFER TO THESE FOR MORE SPECIFIC DETAILS

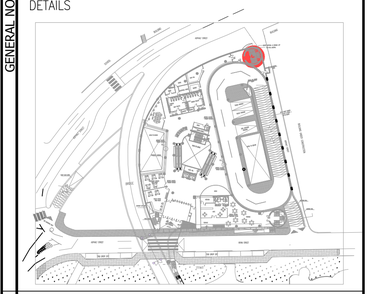

KEY PLAN AND NORTH SIGN

PURPOSE OF ISSUE:

REVISED DRAWINGS

REVISION NOTES

* BUS TRACK (DIMENSIONS, LEVELS, CURVES, ...) SHOWN ON THE DRAWINGS IS THE ORIGINAL WHICH WAS PROPOSED BY SDG AND NO CHANGES WERE MAKE TO IT. YET SDG TO REVISE AND CONFIRM THEIR DESIGN.

REV.	DESCRIPTION	DATE	DWN	CHKD	APPD
0	REVISED DRAWINGS	MAY 2019			

DESIGN TEAM

PRODUCED BY:	SIGNATURE:
DESIGNED BY: I.TAHHAN	SIGNATURE:
CHECKED BY: I.TAHHAN	SIGNATURE:
PROJECT MANAGER:	SIGNATURE:
DEPUTY DIRECTOR of ENG. AFFAIRS:	SIGNATURE:

DRAWING

DRAWING TITLE:

STAIRCASE (1) SECTION DETAIL

THIS IS A CAD DRAWING AND MUST NOT BE ALTERED MANUALLY

ISSUE DATE: MAY 2019	SCALE: 1:50	ORIG. DWG SIZE: ( )	REV.
DRAWING NUMBER: AD-019	Sht. 50 of		0

THIS DRAWING IS THE COPYRIGHT OF CLIENT AND CONSULTANT AND MUST NOT BE RETAINED, COPIED OR USED WITHOUT THE AUTHORIZATION

CONSULTANT

Architectural Design: طهان وبشناق tahhanandbushnaqconsultants

Structural Design: ESC Engineering Solutions & Consulting

Electromechanical Design: ACTIVE

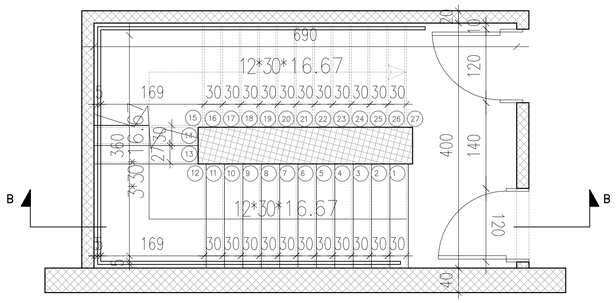

BASEMENT 1 LEVEL 1002.5
SCALE 1:50

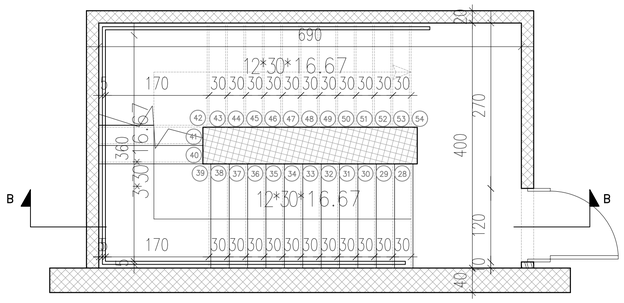

GROUND FLOOR LEVEL 1007
SCALE 1:50

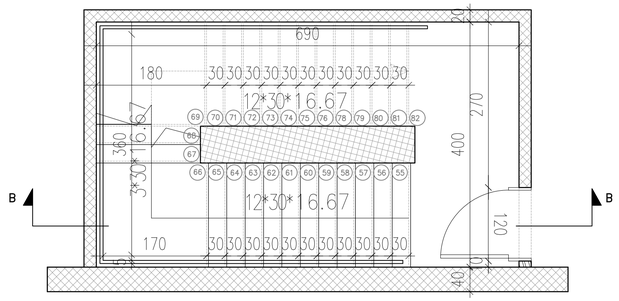

FIRST FLOOR LEVEL 1011.5
SCALE 1:50

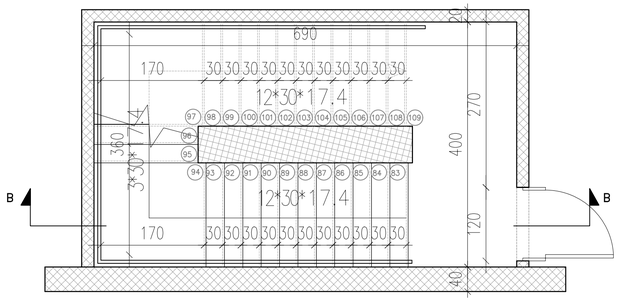

SECOND FLOOR LEVEL 1016
SCALE 1:50

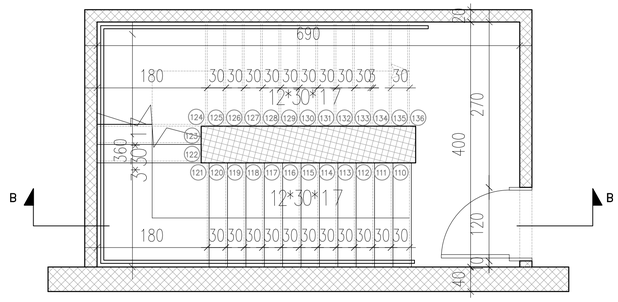

THIRD FLOOR LEVEL 1020.5
SCALE 1:50

2 STAIR # 02 (INDOOR STAIR)
TOP VIEW SCALE 1/50

FOR BINDING

CLIENT

Greater Amman Municipality

PROJECT

Bus Rapid Transit (BRT) System in Amman

PACKAGE

Swuayleh Terminal

GENERAL NOTES AND LEGEND

NOTE :

* ALL DIMENSIONS ON ARCH. DRAWINGS ARE IN (cm) AND ALL LEVELS ARE IN (m) UNLESS OTHERWISE INDICATED.

* DO NOT REFERE TO ELEC. OR MECH. PLANS FOR ARCHITECTURAL INFORMATION.

* NO USE OF SCALE IS ALLOWED. ONLY FIGURED DIMENSIONS ARE TO BE TAKEN INTO CONSIDERATION.

* IN CASE OF DOORS AND WINDOWS DIMENSIONS SHOWS THE SIZE OF STRUCTURAL OPENINGS.

* SEVERAL FEATURES ARE SHOWN THAT ARE RELATED TO MEP PLANS. REFER TO THESE FOR MORE SPECIFIC DETAILS



PURPOSE OF ISSUE:
REVISED DRAWINGS

KEY PLAN AND NORTH SIGN

REVISION NOTES

* BUS TRACK (DIMENSIONS, LEVELS, CURVES, ...) SHOWN ON THE DRAWINGS IS THE ORIGINAL WHICH WAS PROPOSED BY SDG AND NO CHANGES WERE MAKE TO IT. YET SDG TO REVISE AND CONFIRM THEIR DESIGN.

REV.	DESCRIPTION	DATE	DWN	CHKD	APPD
0	REVISED DRAWINGS	MAY 2019			

DESIGN TEAM

PRODUCED BY:	SIGNATURE:
DESIGNED BY: I.TAHHAN	SIGNATURE:
CHECKED BY: I.TAHHAN	SIGNATURE:
PROJECT MANAGER:	SIGNATURE:
DEPUTY DIRECTOR of ENG. AFFAIRS:	SIGNATURE:

DRAWING

DRAWING TITLE:

STAIRCASE (2) TOP VIEW DETAIL

THIS IS A CAD DRAWING AND MUST NOT BE ALTERED MANUALLY

ISSUE DATE: MAY 2019	SCALE: 1:50	ORIG. DWG SIZE: ( )	REV.
DRAWING NUMBER: AD-020		Sht. 51 of	0

THIS DRAWING IS THE COPYRIGHT OF CLIENT AND CONSULTANT AND MUST NOT BE RETAINED, COPIED OR USED WITHOUT THE AUTHORIZATION

CONSULTANT

Architectural Design: طحان وبشناق tahhanandbushnaqconsultants
Structural Design: Esc Engineering Solutions & Consulting
Electromechanical Design: ACTIVE

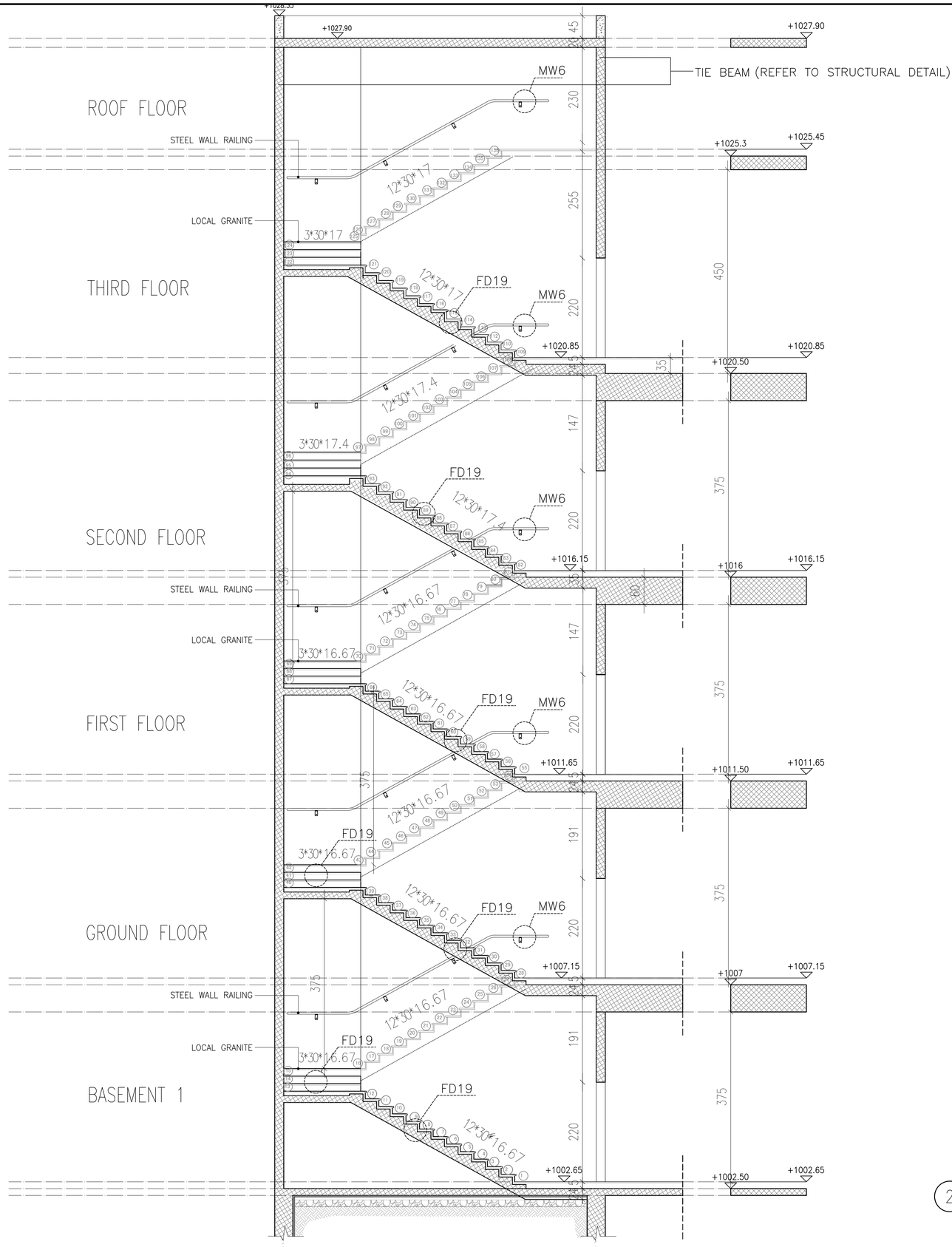

2 STAIR # 02 (INDOOR STAIR)
SECTION B-B SCALE 1/50

FOR BINDING

CLIENT

أمانة عمّان الكبرى

Greater Amman Municipality

PROJECT

Bus Rapid Transit (BRT) System in Amman

PACKAGE

Swuayleh Terminal

GENERAL NOTES AND LEGEND

NOTE :

* ALL DIMENSIONS ON ARCH. DRAWINGS ARE IN (cm) AND ALL LEVELS ARE IN (m) UNLESS OTHERWISE INDICATED.

* DO NOT REFERE TO ELEC. OR MECH. PLANS FOR ARCHITECTURAL INFORMATION.

* NO USE OF SCALE IS ALLOWED. ONLY FIGURED DIMENSIONS ARE TO BE TAKEN INTO CONSIDERATION.

* IN CASE OF DOORS AND WINDOWS DIMENSIONS SHOWS THE SIZE OF STRUCTURAL OPENINGS.

* SEVERAL FEATURES ARE SHOWN THAT ARE RELATED TO MEP PLANS. REFER TO THESE FOR MORE SPECIFIC DETAILS

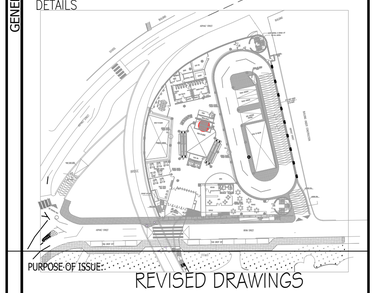

PURPOSE OF ISSUE:
REVISED DRAWINGS

KEY PLAN AND NORTH SIGN

REVISION NOTES

* BUS TRACK (DIMENSIONS, LEVELS, CURVES, ...) SHOWN ON THE DRAWINGS IS THE ORIGINAL WHICH WAS PROPOSED BY SDG AND NO CHANGES WERE MAKE TO IT. YET SDG TO REVISE AND CONFIRM THEIR DESIGN.

REV.	DESCRIPTION	DATE	DWN	CHKD	APPD
0	REVISED DRAWINGS	MAY 2019			

DESIGN TEAM

PRODUCED BY:	SIGNATURE:
DESIGNED BY: I.TAHHAN	SIGNATURE:
CHECKED BY: I.TAHHAN	SIGNATURE:
PROJECT MANAGER:	SIGNATURE:
DEPUTY DIRECTOR of ENG. AFFAIRS:	SIGNATURE:

DRAWING

DRAWING TITLE:

STAIRCASE (2) SECTION DETAIL

THIS IS A CAD DRAWING AND MUST NOT BE ALTERED MANUALLY

ISSUE DATE: MAY 2019	SCALE: 1:50	ORIG. DWG SIZE: ( )	REV.
DRAWING NUMBER: AD-021		Sht. 52 of	0

THIS DRAWING IS THE COPYRIGHT OF CLIENT AND CONSULTANT AND MUST NOT BE RETAINED, COPIED OR USED WITHOUT THE AUTHORIZATION

CONSULTANT

Architectural Design: طحان و بشناق tahhanandbushnaqconsultants

Structural Design: Esc Engineering Solutions & Consulting

Electromechanical Design: ACTIVE

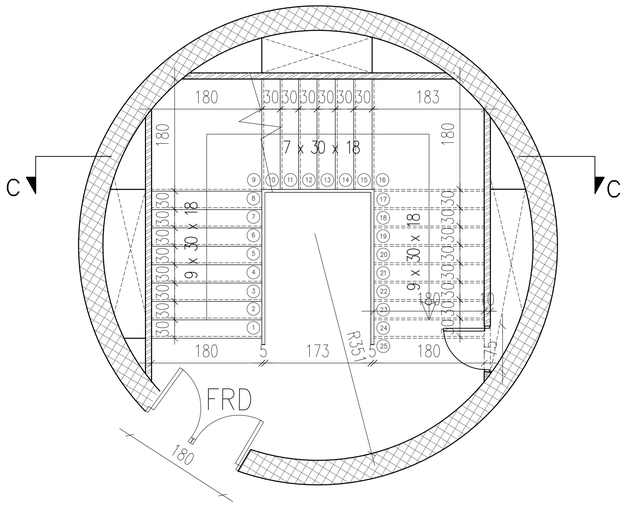

BASEMENT 1 LEVEL 1002.5
SCALE 1:50

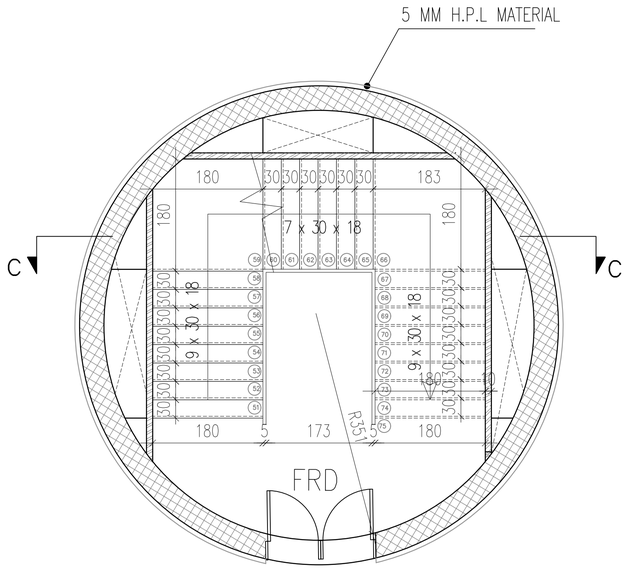

FIRST FLOOR LEVEL 1011.5
SCALE 1:50

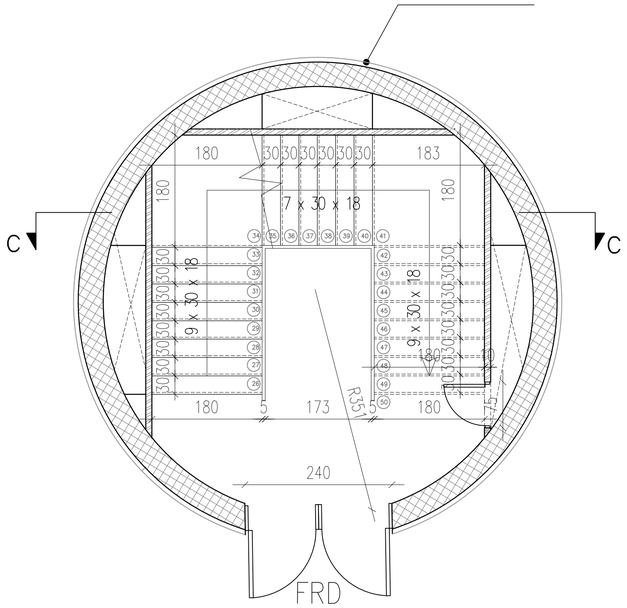

GROUND FLOOR LEVEL 1007
SCALE 1:50

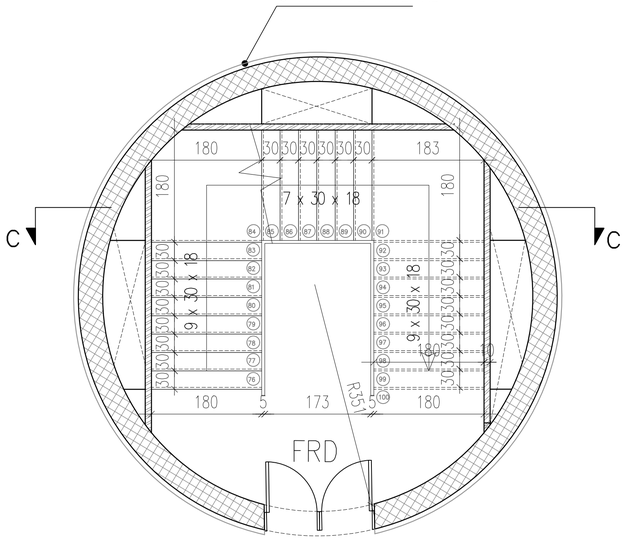

SECOND FLOOR LEVEL 1016
SCALE 1:50

3 STAIR # 03 (EMERGENCY STAIR)
TOP VIEW SCALE 1:50

FOR BINDING

CLIENT

أمانة عمّان الكبرى

Greater Amman Municipality

PROJECT

Bus Rapid Transit (BRT) System in Amman

PACKAGE

Swuayleh Terminal

GENERAL NOTES AND LEGEND

NOTE :

* ALL DIMENSIONS ON ARCH. DRAWINGS ARE IN (cm) AND ALL LEVELS ARE IN (m) UNLESS OTHERWISE INDICATED.

* DO NOT REFERE TO ELEC. OR MECH. PLANS FOR ARCHITECTURAL INFORMATION.

* NO USE OF SCALE IS ALLOWED. ONLY FIGURED DIMENSIONS ARE TO BE TAKEN INTO CONSIDERATION.

* IN CASE OF DOORS AND WINDOWS DIMENSIONS SHOWS THE SIZE OF STRUCTURAL OPENINGS.

* SEVERAL FEATURES ARE SHOWN THAT ARE RELATED TO MEP PLANS. REFER TO THESE FOR MORE SPECIFIC DETAILS

KEY PLAN AND NORTH SIGN

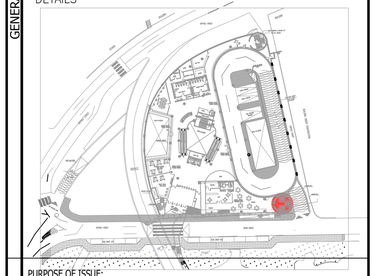

PURPOSE OF ISSUE:

REVISED DRAWINGS

REVISION NOTES

* BUS TRACK (DIMENSIONS, LEVELS, CURVES, ...) SHOWN ON THE DRAWINGS IS THE ORIGINAL WHICH WAS PROPOSED BY SDG AND NO CHANGES WERE MAKE TO IT. YET SDG TO REVISE AND CONFIRM THEIR DESIGN.

REV.	DESCRIPTION	DATE	DWN	CHKD	APPD
0	REVISED DRAWINGS	MAY 2019			

DESIGN TEAM

PRODUCED BY:	SIGNATURE:
DESIGNED BY: I.TAHHAN	SIGNATURE:
CHECKED BY: I.TAHHAN	SIGNATURE:
PROJECT MANAGER:	SIGNATURE:
DEPUTY DIRECTOR of ENG. AFFAIRS:	SIGNATURE:

DRAWING

DRAWING TITLE:

STAIRCASE (3) TOP VIEW DETAIL

THIS IS A CAD DRAWING AND MUST NOT BE ALTERED MANUALLY

ISSUE DATE: MAY 2019	SCALE: 1:50	ORIG. DWG SIZE: ( )	REV.
DRAWING NUMBER: AD-022		Sht. 53 of	0

THIS DRAWING IS THE COPYRIGHT OF CLIENT AND CONSULTANT AND MUST NOT BE RETAINED, COPIED OR USED WITHOUT THE AUTHORIZATION

CONSULTANT

Architectural Design: طحان و بشناق tahhanandbushnaqconsultants

Structural Design: Esc Engineering Solutions & Consulting

Electromechanical Design: ACTIVE ENGINEERING CONSULTANTS

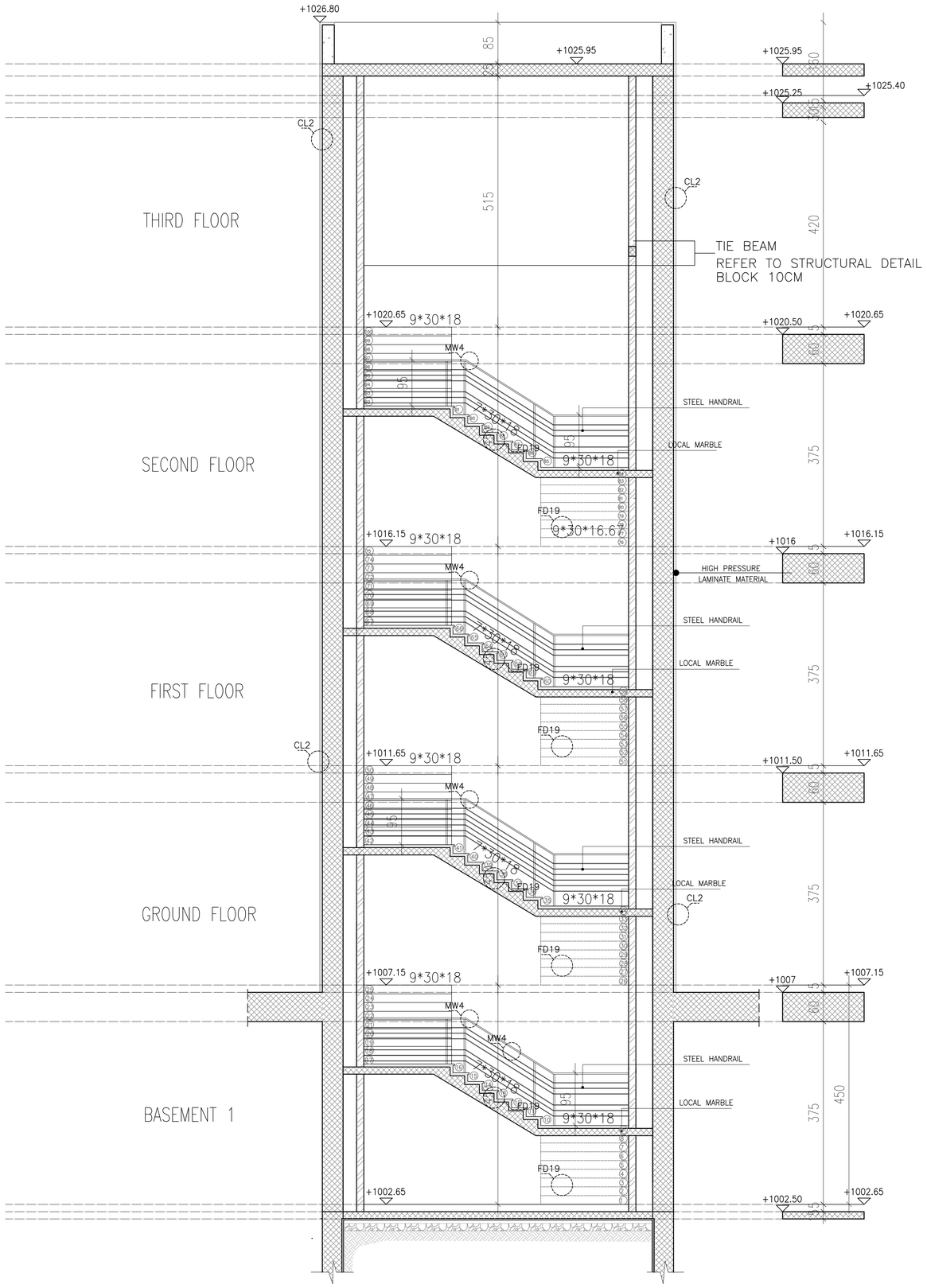

3 STAIR # 03 (EMERGENCY STAIR)
SECTION C-C SCALE 1/50

FOR BINDING

CLIENT

أمانة عمّان الكبرى

Greater Amman Municipality

PROJECT

Bus Rapid Transit (BRT) System in Amman

PACKAGE

Swuayleh Terminal

GENERAL NOTES AND LEGEND

NOTE :

* ALL DIMENSIONS ON ARCH. DRAWINGS ARE IN (cm) AND ALL LEVELS ARE IN (m) UNLESS OTHERWISE INDICATED.

* DO NOT REFERE TO ELEC. OR MECH. PLANS FOR ARCHITECTURAL INFORMATION.

* NO USE OF SCALE IS ALLOWED. ONLY FIGURED DIMENSIONS ARE TO BE TAKEN INTO CONSIDERATION.

* IN CASE OF DOORS AND WINDOWS DIMENSIONS SHOWS THE SIZE OF STRUCTURAL OPENINGS.

* SEVERAL FEATURES ARE SHOWN THAT ARE RELATED TO MEP PLANS. REFER TO THESE FOR MORE SPECIFIC DETAILS



PURPOSE OF ISSUE:

REVISED DRAWINGS

KEY PLAN AND NORTH SIGN

REVISION NOTES

* BUS TRACK (DIMENSIONS, LEVELS, CURVES, ...) SHOWN ON THE DRAWINGS IS THE ORIGINAL WHICH WAS PROPOSED BY SDG AND NO CHANGES WERE MAKE TO IT. YET SDG TO REVISE AND CONFIRM THEIR DESIGN.

REV.	DESCRIPTION	DATE	DWN	CHKD	APPD
0	REVISED DRAWINGS	MAY 2019			

DESIGN TEAM

PRODUCED BY:	SIGNATURE:
DESIGNED BY: I.TAHHAN	SIGNATURE:
CHECKED BY: I.TAHHAN	SIGNATURE:
PROJECT MANAGER:	SIGNATURE:
DEPUTY DIRECTOR of ENG. AFFAIRS:	SIGNATURE:

DRAWING

DRAWING TITLE:

STAIRCASE (3) SECTION DETAIL

THIS IS A CAD DRAWING AND MUST NOT BE ALTERED MANUALLY

ISSUE DATE: MAY 2019	SCALE: 1:50	ORIG. DWG SIZE: ( )	REV.
DRAWING NUMBER: AD-023	Sht. 54 of		0

THIS DRAWING IS THE COPYRIGHT OF CLIENT AND CONSULTANT AND MUST NOT BE RETAINED, COPIED OR USED WITHOUT THE AUTHORIZATION

CONSULTANT

Architectural Design: طحان وبشناق tahhanandbushnaqconsultants

Structural Design: ESC Engineering Solutions & Consulting

Electromechanical Design: ACTIVE

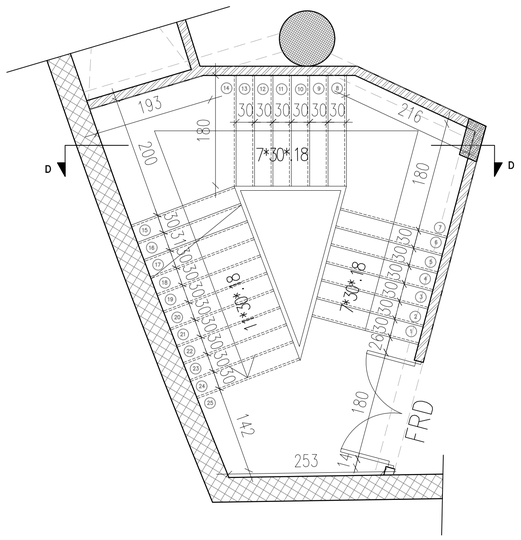

BASEMENT 1 LEVEL 1002.5
SCALE 1:60

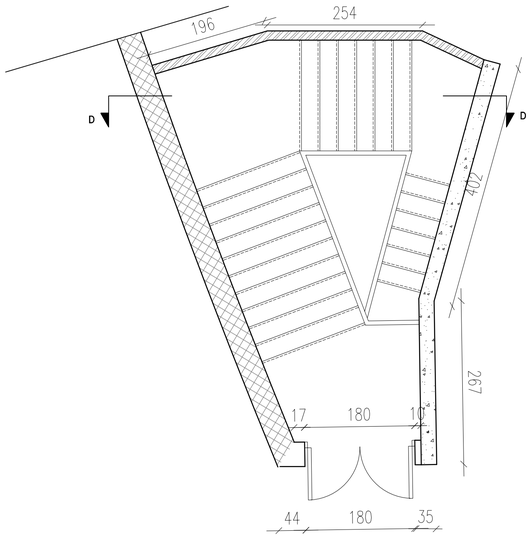

GROUND FLOOR LEVEL 1007
SCALE 1:60

4 STAIR # 04 (EMERGENCY STAIR)
TOP VIEW SCALE 1/50

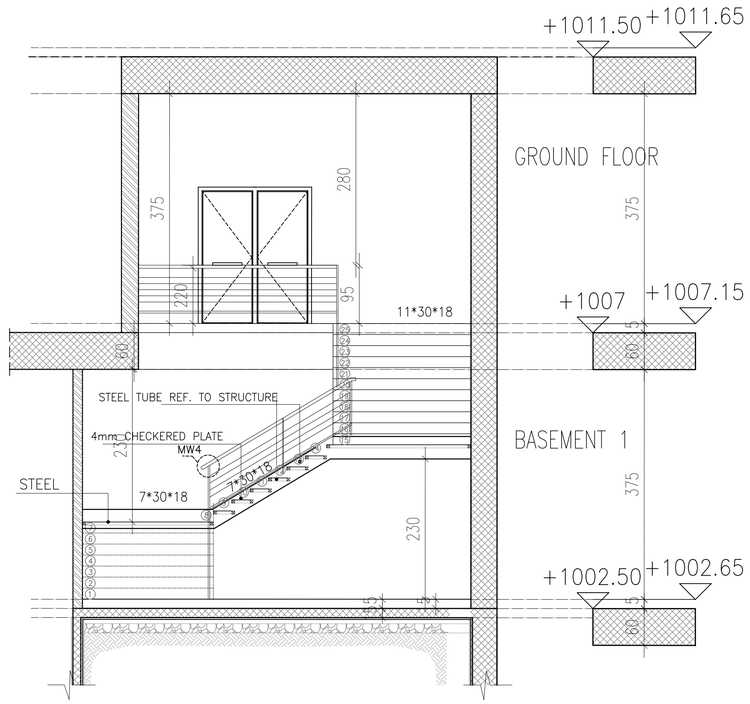

4 STAIR # 04 (EMERGENCY STAIR)
SECTION D-D SCALE 1/50

FOR BINDING

CLIENT

أمانة عمّان الكبرى

Greater Amman Municipality

PROJECT

Bus Rapid Transit (BRT) System in Amman

PACKAGE

Swuayleh Terminal

GENERAL NOTES AND LEGEND

NOTE :

* ALL DIMENSIONS ON ARCH. DRAWINGS ARE IN (cm) AND ALL LEVELS ARE IN (m) UNLESS OTHERWISE INDICATED.

* DO NOT REFERE TO ELEC. OR MECH. PLANS FOR ARCHITECTURAL INFORMATION.

* NO USE OF SCALE IS ALLOWED. ONLY FIGURED DIMENSIONS ARE TO BE TAKEN INTO CONSIDERATION.

* IN CASE OF DOORS AND WINDOWS DIMENSIONS SHOWS THE SIZE OF STRUCTURAL OPENINGS.

* SEVERAL FEATURES ARE SHOWN THAT ARE RELATED TO MEP PLANS. REFER TO THESE FOR MORE SPECIFIC DETAILS

KEY PLAN AND NORTH SIGN

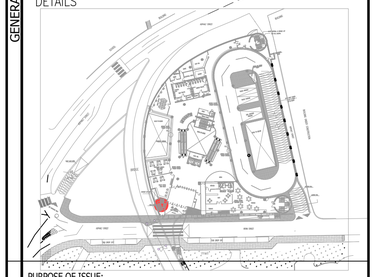

PURPOSE OF ISSUE:

REVISED DRAWINGS

REVISION NOTES

* BUS TRACK (DIMENSIONS, LEVELS, CURVES, ...) SHOWN ON THE DRAWINGS IS THE ORIGINAL WHICH WAS PROPOSED BY SDG AND NO CHANGES WERE MAKE TO IT. YET SDG TO REVISE AND CONFIRM THEIR DESIGN.

REV.	DESCRIPTION	DATE	DWN	CHKD	APPD
0	REVISED DRAWINGS	MAY 2019			

DESIGN TEAM

PRODUCED BY:	SIGNATURE:
DESIGNED BY: I.TAHMAN	SIGNATURE:
CHECKED BY: I.TAHMAN	SIGNATURE:
PROJECT MANAGER:	SIGNATURE:
DEPUTY DIRECTOR of ENG. AFFAIRS:	SIGNATURE:

DRAWING

DRAWING TITLE:

STAIRCAS 4
EXTERIOR STAIRS

THIS IS A CAD DRAWING AND MUST NOT BE ALTERED MANUALLY

ISSUE DATE: MAY 2019	SCALE:	ORIG. DWG SIZE: ( )	REV.
DRAWING NUMBER: AD-O24		Sht. 55 of	0

THIS DRAWING IS THE COPYRIGHT OF CLIENT AND CONSULTANT AND MUST NOT BE RETAINED, COPIED OR USED WITHOUT THE AUTHORIZATION

CONSULTANT

Architectural Design: طحان و بشناق tahhanandbushnaqconsultants

Structural Design: Esc Engineering Solutions & Consulting

Electromechanical Design: ACTIVE ENGINEERING CONSULTANTS

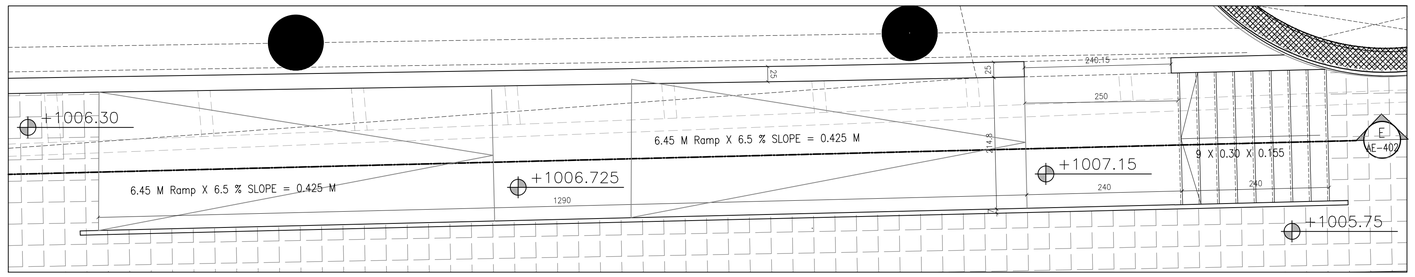

5 STAIR # 05 (EXTERNAL STAIR)
TOP VIEW SCALE 1/50

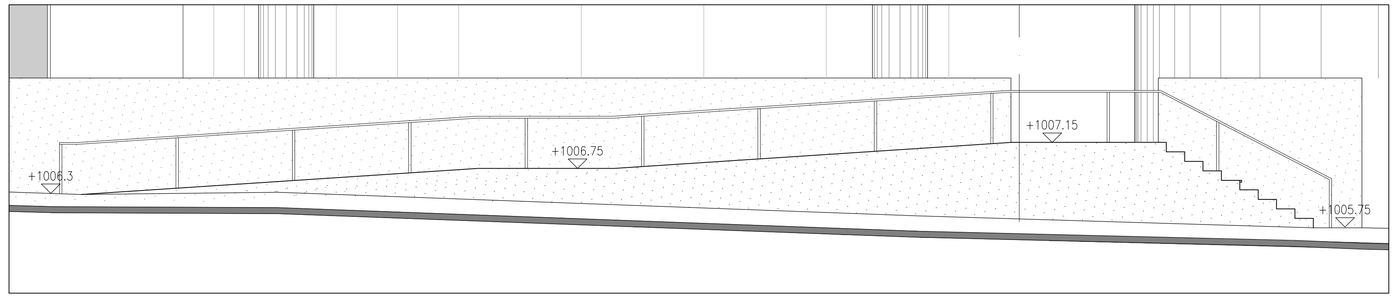

5 STAIR # 05 (EXTERNAL STAIR)
ELEVATION SCALE 1/50

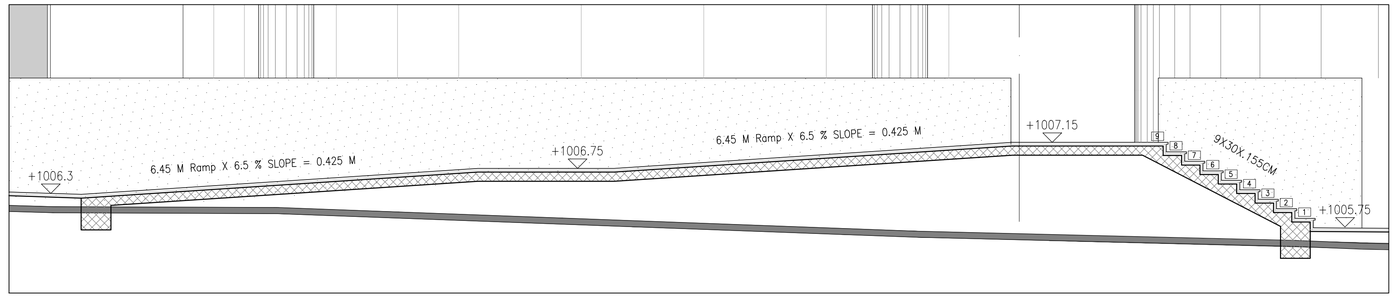

5 STAIR # 05 (EXTERNAL STAIR)
SECTION E-E SCALE 1/50

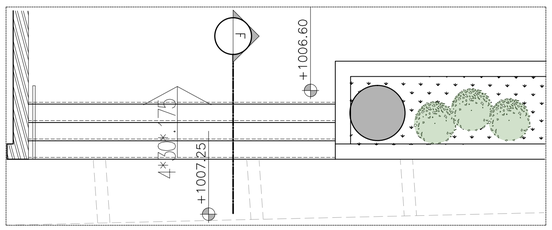

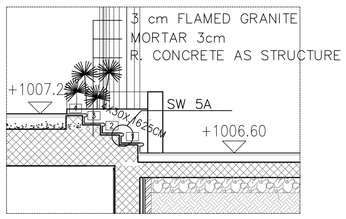

6 STAIR # 06 (EXTERNAL STAIR)
SECTION F-F SCALE 1/50

FOR BINDING

CLIENT
Greater Amman Municipality

PROJECT
Bus Rapid Transit (BRT) System in Amman

PACKAGE
Swuayleh Terminal

GENERAL NOTES AND LEGEND

NOTE :

* ALL DIMENSIONS ON ARCH. DRAWINGS ARE IN (cm) AND ALL LEVELS ARE IN (m) UNLESS OTHERWISE INDICATED.

* DO NOT REFERE TO ELEC. OR MECH. PLANS FOR ARCHITECTURAL INFORMATION.

* NO USE OF SCALE IS ALLOWED. ONLY FIGURED DIMENSIONS ARE TO BE TAKEN INTO CONSIDERATION.

* IN CASE OF DOORS AND WINDOWS DIMENSIONS SHOWS THE SIZE OF STRUCTURAL OPENINGS.

* SEVERAL FEATURES ARE SHOWN THAT ARE RELATED TO MEP PLANS. REFER TO THESE FOR MORE SPECIFIC DETAILS

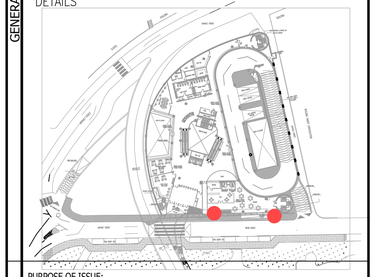

PURPOSE OF ISSUE:
REVISED DRAWINGS

KEY PLAN AND NORTH SIGN

REVISION NOTES

* BUS TRACK (DIMENSIONS, LEVELS, CURVES, ...) SHOWN ON THE DRAWINGS IS THE ORIGINAL WHICH WAS PROPOSED BY SDG AND NO CHANGES WERE MAKE TO IT. YET SDG TO REVISE AND CONFIRM THEIR DESIGN.

REV.	DESCRIPTION	DATE	DWN	CHKD	APPD
0	REVISED DRAWINGS	MAY 2019			

DESIGN TEAM

PRODUCED BY:	SIGNATURE:
DESIGNED BY: I.TAHHAN	SIGNATURE:
CHECKED BY: I.TAHHAN	SIGNATURE:
PROJECT MANAGER:	SIGNATURE:
DEPUTY DIRECTOR of ENG. AFFAIRS:	SIGNATURE:

DRAWING

DRAWING TITLE:

STAIRCAS (5) / (6)
EXTERIOR STAIRS

THIS IS A CAD DRAWING AND MUST NOT BE ALTERED MANUALLY

ISSUE DATE: MAY 2019	SCALE:	ORIG. DWG SIZE: ( )	REV.
DRAWING NUMBER: AD-025	Sht. 56 of		0

THIS DRAWING IS THE COPYRIGHT OF CLIENT AND CONSULTANT AND MUST NOT BE RETAINED, COPIED OR USED WITHOUT THE AUTHORIZATION

CONSULTANT

Architectural Design: tahhanandbushraconsultants
Structural Design: Esc Engineering Solutions & Consulting
Electromechanical Design: ACTIVE

EMEGENCY EXIT STAIRS
LEVEL 1011.5



7 STAIR # 07 (EXTERNAL STAIR)
PLAN SCALE 1/50

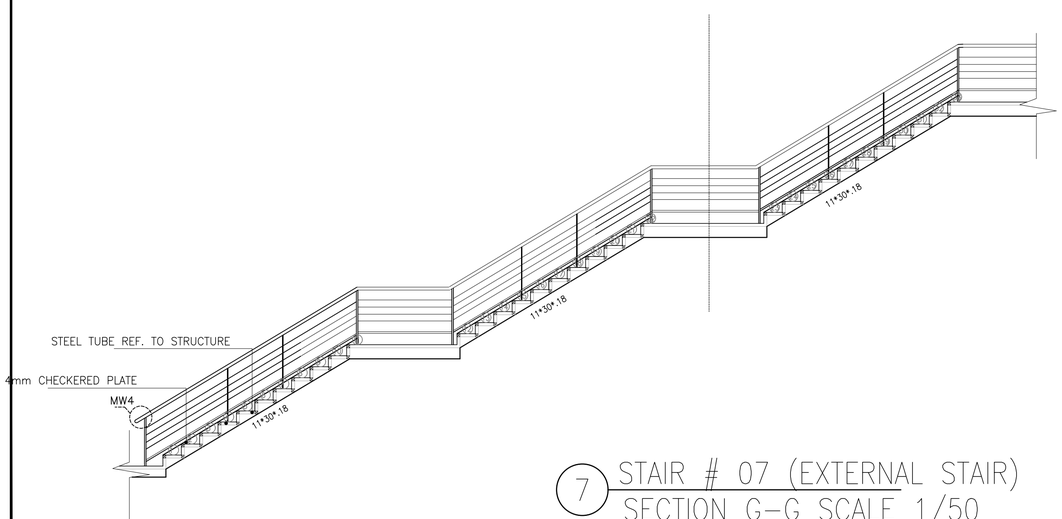

7 STAIR # 07 (EXTERNAL STAIR)
SECTION G-G SCALE 1/50

FOR BINDING

CLIENT
أمانة عمّان الكبرى
Greater Amman Municipality

PROJECT
Bus Rapid Transit (BRT) System in Amman

PACKAGE
Swuayleh Terminal

GENERAL NOTES AND LEGEND
NOTE :

* ALL DIMENSIONS ON ARCH. DRAWINGS ARE IN (cm) AND ALL LEVELS ARE IN (m) UNLESS OTHERWISE INDICATED.

* DO NOT REFERE TO ELEC. OR MECH. PLANS FOR ARCHITECTURAL INFORMATION.

* NO USE OF SCALE IS ALLOWED. ONLY FIGURED DIMENSIONS ARE TO BE TAKEN INTO CONSIDERATION.

* IN CASE OF DOORS AND WINDOWS DIMENSIONS SHOWS THE SIZE OF STRUCTURAL OPENINGS.

* SEVERAL FEATURES ARE SHOWN THAT ARE RELATED TO MEP PLANS. REFER TO THESE FOR MORE SPECIFIC DETAILS

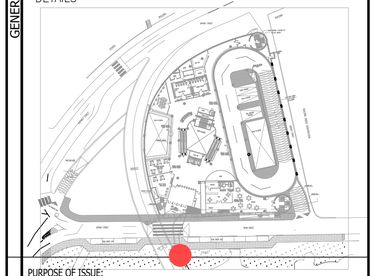

PURPOSE OF ISSUE:
REVISED DRAWINGS

KEY PLAN AND NORTH SIGN

REVISION NOTES
* BUS TRACK (DIMENSIONS, LEVELS, CURVES, ...) SHOWN ON THE DRAWINGS IS THE ORIGINAL WHICH WAS PROPOSED BY SDG AND NO CHANGES WERE MAKE TO IT. YET SDG TO REVISE AND CONFIRM THEIR DESIGN.

REV.	DESCRIPTION	DATE	DWN	CHKD	APPD
0	REVISED DRAWINGS	MAY 2019			

DESIGN TEAM

PRODUCED BY:	SIGNATURE:
DESIGNED BY: I.TAHHAN	SIGNATURE:
CHECKED BY: I.TAHHAN	SIGNATURE:
PROJECT MANAGER:	SIGNATURE:
DEPUTY DIRECTOR of ENG. AFFAIRS:	SIGNATURE:

DRAWING
DRAWING TITLE:

STAIRCAS(7)
EXTERIOR STAIRS

THIS IS A CAD DRAWING AND MUST NOT BE ALTERED MANUALLY

ISSUE DATE: MAY 2019	SCALE:	ORIG. DWG SIZE: ( )	REV.
DRAWING NUMBER: AD-026		Sht. 57 of	0

THIS DRAWING IS THE COPYRIGHT OF CLIENT AND CONSULTANT AND MUST NOT BE RETAINED, COPIED OR USED WITHOUT THE AUTHORIZATION

CONSULTANT
Architectural Design: طحان و شناق tahhanandbushnaqconsultants
Structural Design: Esc Engineering Solutions & Consulting
Electromechanical Design: ACTIVE

EMEGENCY EXIT STAIRS
LEVEL 1014

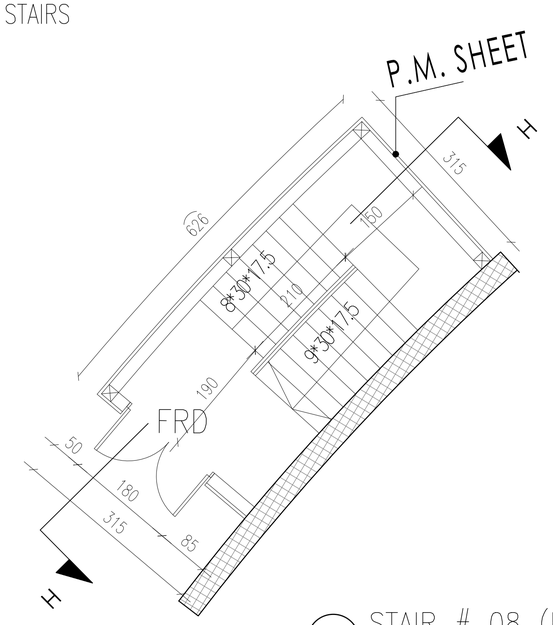

8 STAIR # 08 (EXTERNAL STAIR)
PLAN SCALE 1/50

EMEGENCY EXIT STAIRS
LEVEL 1020

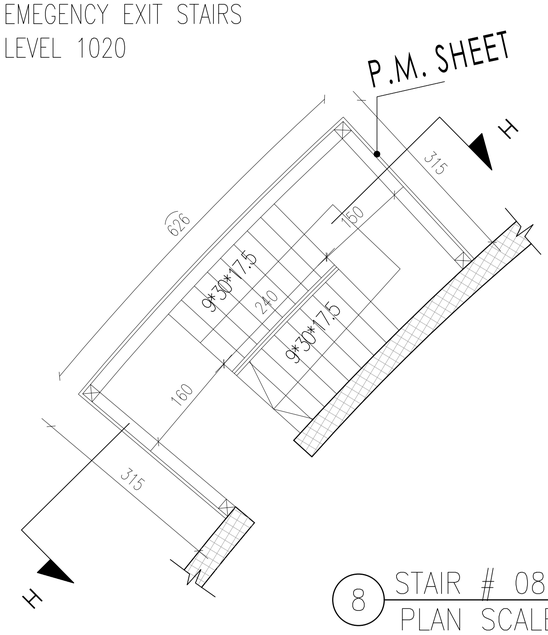

8 STAIR # 08 (EXTERNAL STAIR)
PLAN SCALE 1/50

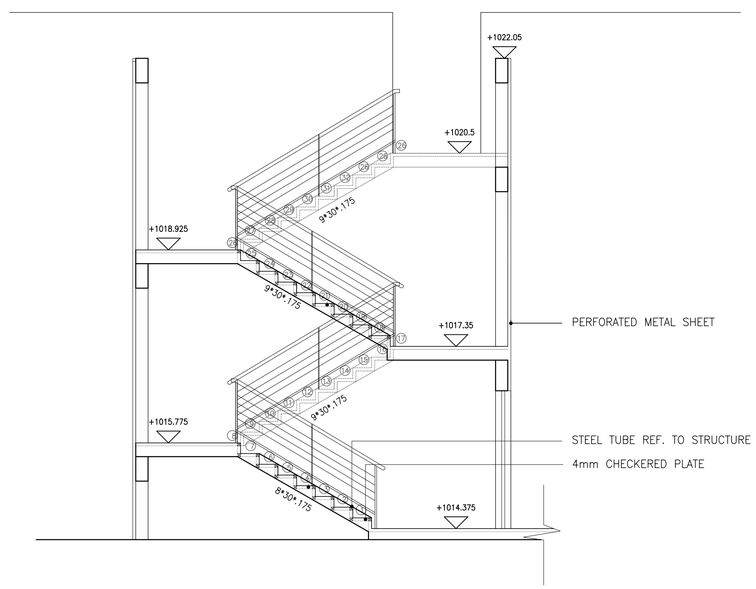

8 STAIR # 08 (EXTERNAL STAIR)
SECTION H–H SCALE 1/50

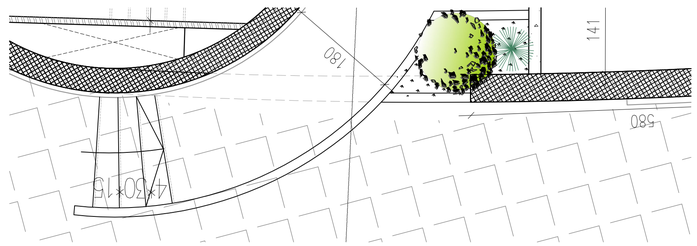

10 STAIR # 10 (EXTERNAL STAIR)
TOP VIEW SCALE 1/50

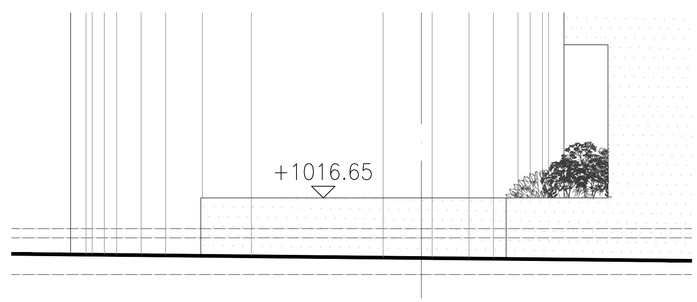

10 STAIR # 10 (EXTERNAL STAIR)
ELEVATION SCALE 1/50

FOR BINDING

CLIENT

أمانة عمّان الكبرى

Greater Amman Municipality

PROJECT

Bus Rapid Transit (BRT) System in Amman

PACKAGE

Swuayleh Terminal

GENERAL NOTES AND LEGEND

NOTE :

* ALL DIMENSIONS ON ARCH. DRAWINGS ARE IN (cm) AND ALL LEVELS ARE IN (m) UNLESS OTHERWISE INDICATED.

* DO NOT REFERE TO ELEC. OR MECH. PLANS FOR ARCHITECTURAL INFORMATION.

* NO USE OF SCALE IS ALLOWED. ONLY FIGURED DIMENSIONS ARE TO BE TAKEN INTO CONSIDERATION.

* IN CASE OF DOORS AND WINDOWS DIMENSIONS SHOWS THE SIZE OF STRUCTURAL OPENINGS.

* SEVERAL FEATURES ARE SHOWN THAT ARE RELATED TO MEP PLANS. REFER TO THESE FOR MORE SPECIFIC DETAILS

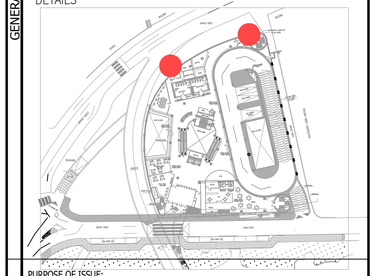

PURPOSE OF ISSUE:
REVISED DRAWINGS

KEY PLAN AND NORTH SIGN

REVISION NOTES

* BUS TRACK (DIMENSIONS, LEVELS, CURVES, ...) SHOWN ON THE DRAWINGS IS THE ORIGINAL WHICH WAS PROPOSED BY SDG AND NO CHANGES WERE MAKE TO IT. YET SDG TO REVISE AND CONFIRM THEIR DESIGN.

REV.	DESCRIPTION	DATE	DWN	CHKD	APPD
0	REVISED DRAWINGS	MAY 2019			

DESIGN TEAM

PRODUCED BY:	SIGNATURE:
DESIGNED BY: I.TAHHAN	SIGNATURE:
CHECKED BY: I.TAHHAN	SIGNATURE:
PROJECT MANAGER:	SIGNATURE:
DEPUTY DIRECTOR of ENG. AFFAIRS:	SIGNATURE:

DRAWING

DRAWING TITLE:

STAIRCAS(8) + (10)
EXTERIOR STAIRS

THIS IS A CAD DRAWING AND MUST NOT BE ALTERED MANUALLY

ISSUE DATE: MAY 2019	SCALE:	ORIG. DWG SIZE: ( )	REV.
DRAWING NUMBER: AD-027		Sht. 58 of	0

THIS DRAWING IS THE COPYRIGHT OF CLIENT AND CONSULTANT AND MUST NOT BE RETAINED, COPIED OR USED WITHOUT THE AUTHORIZATION

CONSULTANT

Architectural Design: طحان و بشناق tahhanandbushnaqconsultants
Structural Design: Esc Engineering Solutions & Consulting
Electromechanical Design: ACTIVE

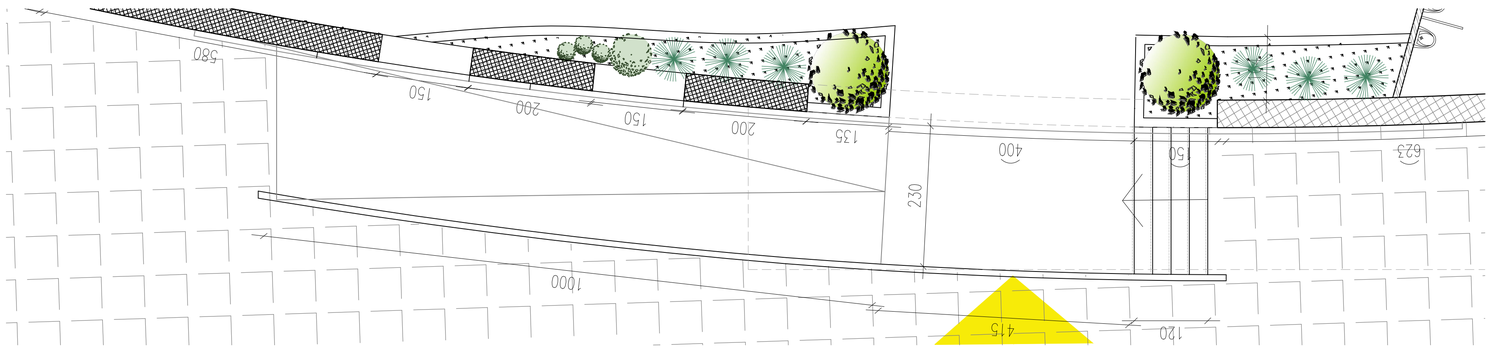

9 STAIR # 09 (EXTERNAL STAIR)
TOP VIEW SCALE 1/50

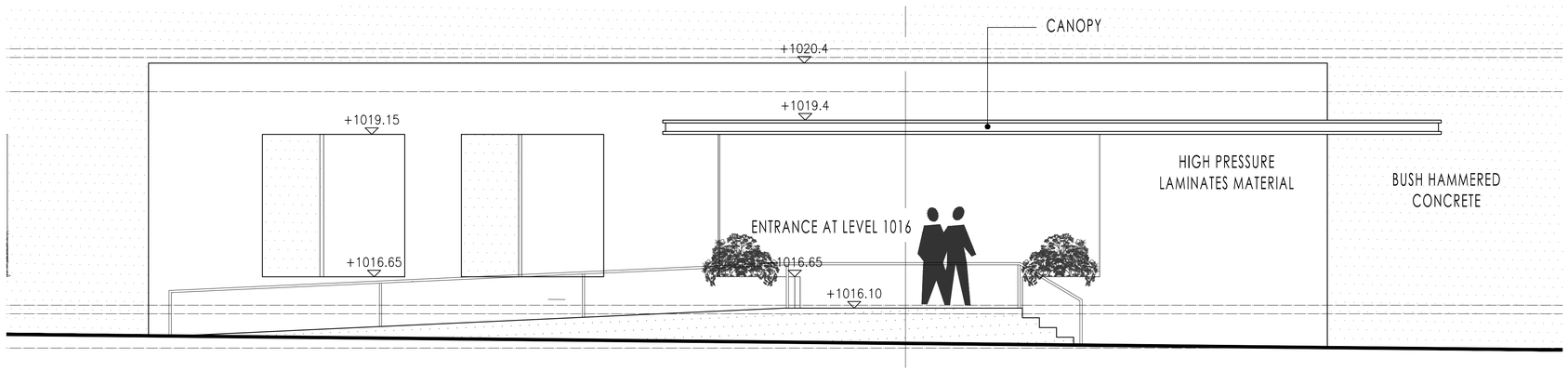

9 STAIR # 09 (EXTERNAL STAIR)
ELEVATION SCALE 1/50

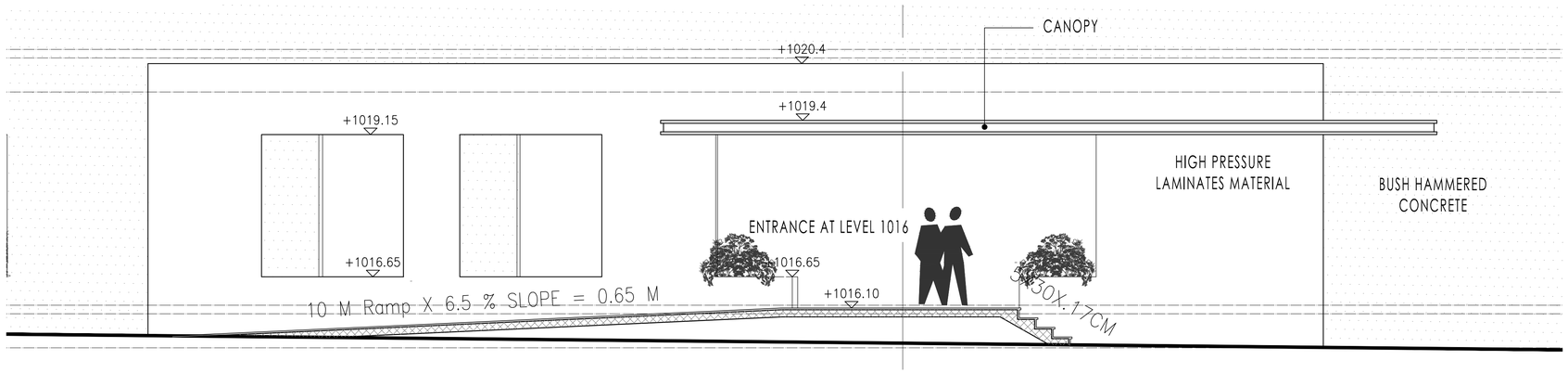

9 STAIR # 09 (EXTERNAL STAIR)
SECTION E-E SCALE 1/50

FOR BINDING

CLIENT

أمانة عمّان الكبرى

Greater Amman Municipality

PROJECT

Bus Rapid Transit (BRT) System in Amman

PACKAGE

Swuayleh Terminal

GENERAL NOTES AND LEGEND

NOTE :

* ALL DIMENSIONS ON ARCH. DRAWINGS ARE IN (cm) AND ALL LEVELS ARE IN (m) UNLESS OTHERWISE INDICATED.

* DO NOT REFERE TO ELEC. OR MECH. PLANS FOR ARCHITECTURAL INFORMATION.

* NO USE OF SCALE IS ALLOWED. ONLY FIGURED DIMENSIONS ARE TO BE TAKEN INTO CONSIDERATION.

* IN CASE OF DOORS AND WINDOWS DIMENSIONS SHOWS THE SIZE OF STRUCTURAL OPENINGS.

* SEVERAL FEATURES ARE SHOWN THAT ARE RELATED TO MEP PLANS. REFER TO THESE FOR MORE SPECIFIC DETAILS

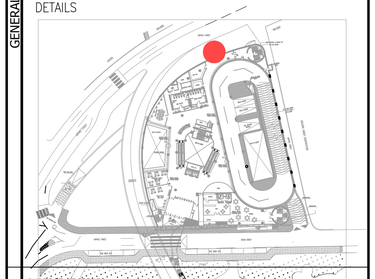

PURPOSE OF ISSUE:

REVISED DRAWINGS

KEY PLAN AND NORTH SIGN

REVISION NOTES

* BUS TRACK (DIMENSIONS, LEVELS, CURVES, ...) SHOWN ON THE DRAWINGS IS THE ORIGINAL WHICH WAS PROPOSED BY SDG AND NO CHANGES WERE MAKE TO IT. YET SDG TO REVISE AND CONFIRM THEIR DESIGN.

REV.	DESCRIPTION	DATE	DWN	CHKD	APPD
0	REVISED DRAWINGS	MAY 2019			

DESIGN TEAM

PRODUCED BY:	SIGNATURE:
DESIGNED BY: I.TAHHAN	SIGNATURE:
CHECKED BY: I.TAHHAN	SIGNATURE:
PROJECT MANAGER:	SIGNATURE:
DEPUTY DIRECTOR of ENG. AFFAIRS:	SIGNATURE:

DRAWING

DRAWING TITLE:

STAIRCAS(9)
EXTERIOR STAIRS

THIS IS A CAD DRAWING AND MUST NOT BE ALTERED MANUALLY

ISSUE DATE: MAY 2019	SCALE:	ORIG. DWG SIZE: ( )	REV.
DRAWING NUMBER: AD-028		Sht. 59 of	0

THIS DRAWING IS THE COPYRIGHT OF CLIENT AND CONSULTANT AND MUST NOT BE RETAINED, COPIED OR USED WITHOUT THE AUTHORIZATION

CONSULTANT

Architectural Design: طحان و بشناق tahhanandbushnaqconsultants

Structural Design: ESC Engineering Solutions & Consulting

Electromechanical Design: ACTIVE

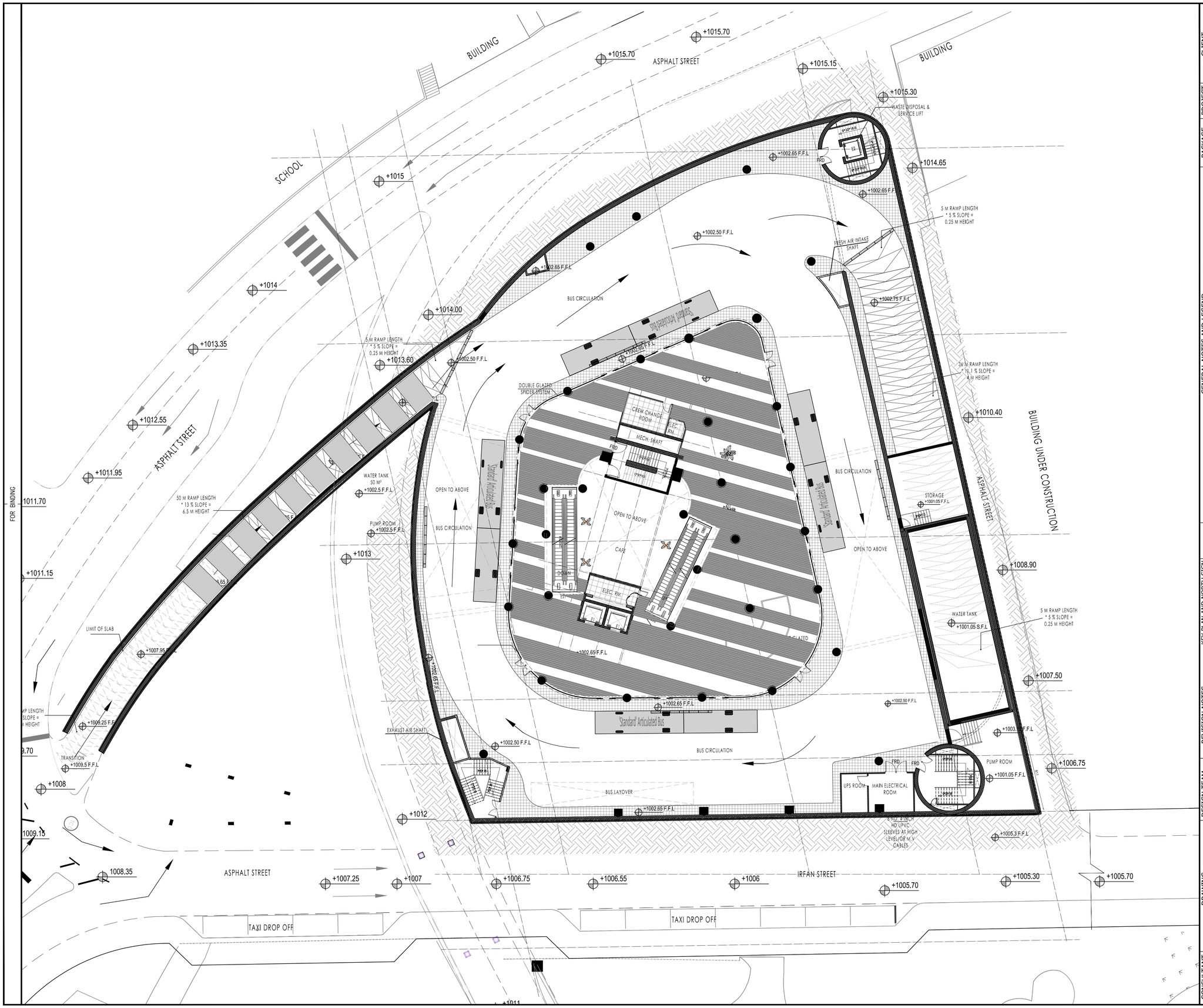
BUILDING
ASPHALT STREET
SCHOOL
+1015.70
+1015.15
+1015.30
WASTE DISPOSAL & SERVICE LIFT
+1014.65
+1002.65 F.F.L
+1002.50 F.F.L
+1002.75 F.F.L
FRESH AIR INTAKE SHAFT
5 M RAMP LENGTH * 5 % SLOPE = 0.25 M HEIGHT
BUS CIRCULATION
+1014
+1014.00
+1013.35
+1013.60
+1012.55
+1011.95
+1011.70
+1011.15
+1009.70
+1008
+1009.15
+1008.35
+1007.25
+1007
+1006.75
+1006.55
+1006
+1005.70
+1005.30
+1005.70
+1010.40
+1008.90
+1007.50
+1006.75
+1005.3 F.F.L
+1003.3 F.F.L
+1001.05 F.F.L
+1012
+1013
+1011
+1009.25 F.F.L
+1007.95 F.F.L
+1002.5 F.F.L
+1001.05 S.F.L
+1001.05 F.F.L
+1009.5 F.F.L
+1002.5 F.F.L
+1002.55 F.F.L
+1002.65 S.F.L
+1002.65 F.F.L
+1002.65 F.F.L
+1002.65 F.F.L
+1002.65 F.F.L
+1002.50 F.F.L
+1002.50 F.F.L
+1002.50 F.F.L
+1003.3 F.F.L
+1001.05 F.F.L
+1005.3 F.F.L
+1002.65 F.F.L
+1002.65 F.F.L
+1001.05 S.F.L
+1001.05 F.F.L
+1005.3 F.F.L
+1001.05 F.F.L
+1001.05 F.F.L
+1001.05

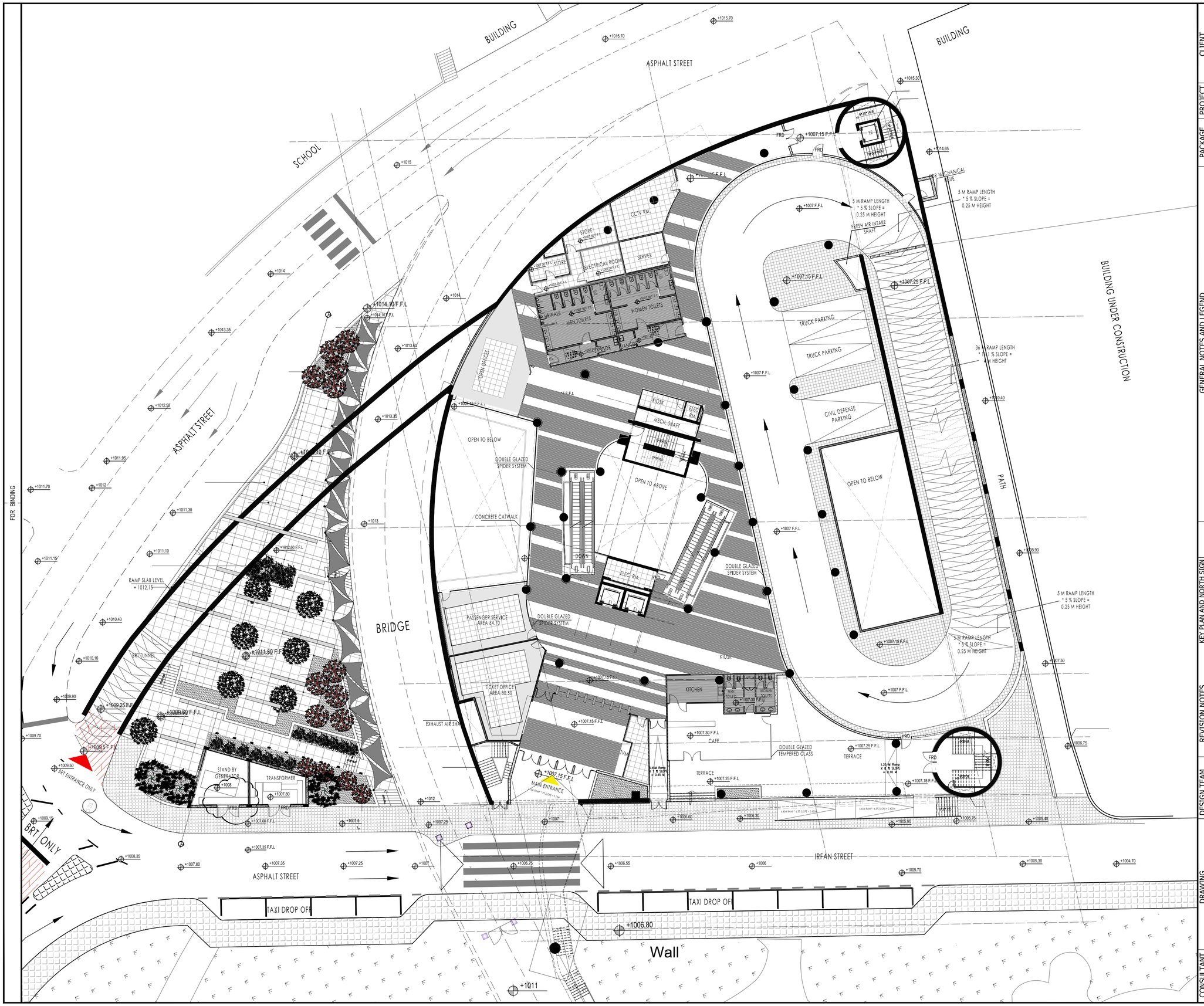

FOR BINDING

CLIENT

Greater Amman Municipality

PROJECT

Bus Rapid Transit (BRT) System in Amman

PACKAGE

Swuayleh Terminal

GENERAL NOTES AND LEGEND

- ~~METAL HORIZONTAL STRIPES 10 CM~~ AND EXPOSED CEILING IN CONCOURSE AREA

- 60 * 60 MINERAL FIBER TILING IN SERVICES

- HORIZONTAL STRIPES 10 CM INSIDE TOILETS

- HORIZONTAL STRIPES 10 CM

- GYPSUM BOARD AND MINERAL FIBER IN OFFICES

PENDANT LIGHTING

LINEAR LIGHT

SPOT LIGHT

KEY PLAN AND NORTH SIGN

PURPOSE OF ISSUE: REVISED DRAWINGS

REVISION NOTES

* interior details to be resubmitted with the interior package

* BUS TRACK (DIMENSIONS, LEVELS, CURVES, ...) SHOWN ON THE DRAWINGS IS THE ORIGINAL WHICH WAS PROPOSED BY SDG AND NO CHANGES WERE MAKE TO IT. YET SDG TO REVISE AND CONFIRM THEIR DESIGN.

REV.	DESCRIPTION	DATE	DWN	CHKD	APPD
0	REVISED DRAWINGS	MAY 2019			

DESIGN TEAM

PRODUCED BY:	SIGNATURE:
DESIGNED BY: I.TAHHAN	SIGNATURE:
CHECKED BY: I.TAHHAN	SIGNATURE:
PROJECT MANAGER:	SIGNATURE:
DEPUTY DIRECTOR of ENG. AFFAIRS:	SIGNATURE:

DRAWING

DRAWING TITLE:

LEVEL 1007

REFLECTED CEILING PLAN

THIS IS A CAD DRAWING AND MUST NOT BE ALTERED MANUALLY

ISSUE DATE: MAY 2019	SCALE: 1:200	ORIG. DWG SIZE: ( )	REV.
DRAWING NUMBER: ID-104	Sht. 61 of		0

THIS DRAWING IS THE COPYRIGHT OF CLIENT AND CONSULTANT AND MUST NOT BE RETAINED, COPIED OR USED WITHOUT THE AUTHORIZATION

CONSULTANT

Architectural Design: tahhan and bushnaq consultants

Structural Design: ESC Engineering Solutions & Consulting

Electromechanical Design: ACTIVE

CAD FILE NAME: 11.SUWAILEH TERMINAL_REFLECTED CEILING PLAN 2019.DWG

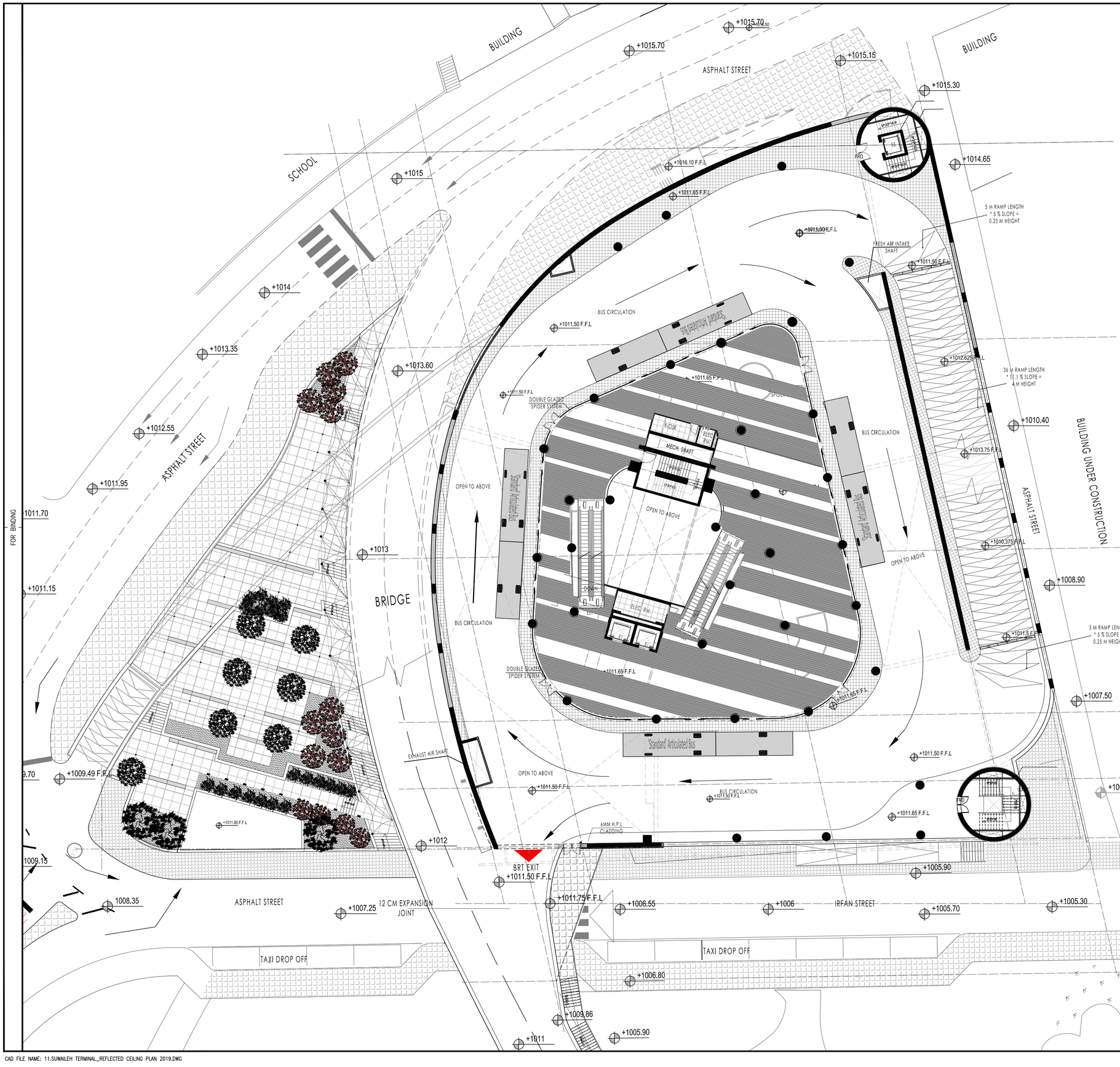

FOR BINDING

CAD FILE NAME: 11.SUWAILEH TERMINAL_REFLECTED CEILING PLAN 2019.DWG

CLIENT

Greater Amman Municipality

PROJECT

Bus Rapid Transit (BRT) System in Amman

PACKAGE

Swuayleh Terminal

GENERAL NOTES AND LEGEND

- ~~METAL HORIZONTAL STRIPES 10 CM~~ AND EXPOSED CEILING IN CONCOURSE AREA

- 60 * 60 MINERAL FIBER TILING IN SERVICES

- HORIZONTAL STRIPES 10 CM INSIDE TOILETS

- HORIZONTAL STRIPES 10 CM

- GYPSUM BOARD AND MINERAL FIBER IN OFFICES

PENDANT LIGHTING

LINEAR LIGHT

SPOT LIGHT

PURPOSE OF ISSUE:

REVISED DRAWINGS

KEY PLAN AND NORTH SIGN

REVISION NOTES

* interior details to be resubmitted with the interior package

* BUS TRACK (DIMENSIONS, LEVELS, CURVES, ...) SHOWN ON THE DRAWINGS IS THE ORIGINAL WHICH WAS PROPOSED BY SDG AND NO CHANGES WERE MAKE TO IT. YET SDG TO REVISE AND CONFIRM THEIR DESIGN.

REV.	DESCRIPTION	DATE	DWN	CHKD	APPD
0	REVISED DRAWINGS	MAY 2019			

DESIGN TEAM

PRODUCED BY:	SIGNATURE:
DESIGNED BY: I.TAHHAN	SIGNATURE:
CHECKED BY: I.TAHHAN	SIGNATURE:
PROJECT MANAGER:	SIGNATURE:
DEPUTY DIRECTOR of ENG. AFFAIRS:	SIGNATURE:

DRAWING

DRAWING TITLE:

LEVEL 1011.5

REFLECTED CEILING PLAN

THIS IS A CAD DRAWING AND MUST NOT BE ALTERED MANUALLY

ISSUE DATE: MAY 2019	SCALE: 1:200	ORIG. DWG SIZE: ( )	REV.
DRAWING NUMBER: ID-105	Sht. 62 of		0

THIS DRAWING IS THE COPYRIGHT OF CLIENT AND CONSULTANT AND MUST NOT BE RETAINED, COPIED OR USED WITHOUT THE AUTHORIZATION

CONSULTANT

Architectural Design: tahhan and bushnaq consultants

Structural Design: ESC Engineering Solutions & Consulting

Electromechanical Design: ACTIVE ENGINEERING CONSULTANTS

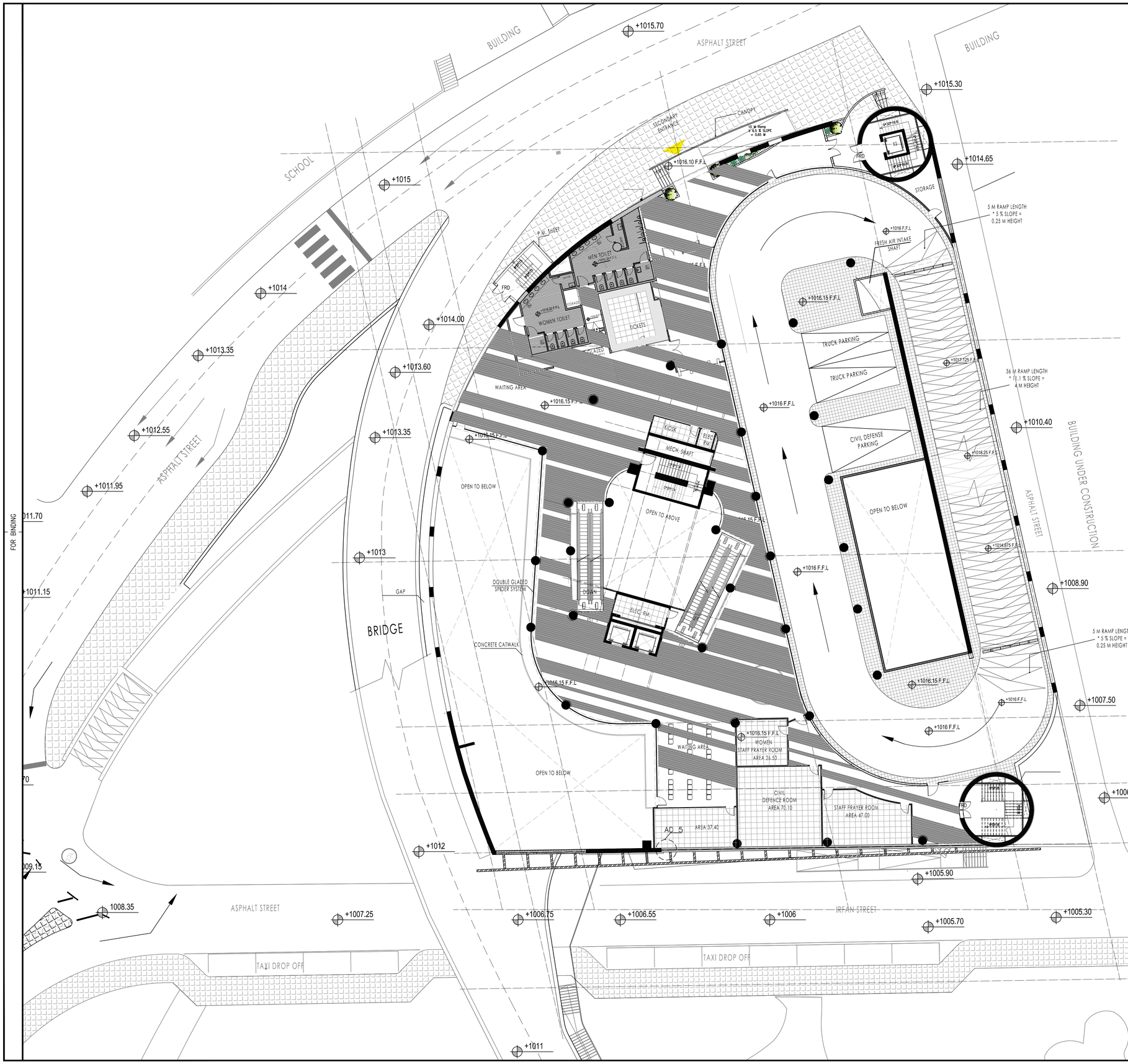

FOR BINDING

CLIENT

أمانة عمّان الكبرى

Greater Amman Municipality

PROJECT

Bus Rapid Transit (BRT) System in Amman

PACKAGE

Swuayleh Terminal

GENERAL NOTES AND LEGEND

- ~~METAL HORIZONTAL STRIPES 10 CM~~
AND EXPOSED CEILING
IN CONCOURSE AREA

- 60 * 60 MINERAL FIBER TILING
IN SERVICES

- HORIZONTAL STRIPES 10 CM
INSIDE TOILETS

- HORIZONTAL STRIPES 10 CM

- GYPSUM BOARD AND MINERAL FIBER
IN OFFICES

KEY PLAN AND NORTH SIGN

PURPOSE OF ISSUE:
REVISED DRAWINGS

REVISION NOTES

* intenor details to be resubmitted with the intenor package

* BUS TRACK (DIMENSIONS, LEVELS, CURVES, ...) SHOWN ON THE DRAWINGS IS THE ORIGINAL WHICH WAS PROPOSED BY SDG AND NO CHANGES WERE MAKE TO IT. YET SDG TO REVISE AND CONFIRM THEIR DESIGN.

REV.	DESCRIPTION	DATE	DWN	CHKD	APPD
0	REVISED DRAWINGS	MAY 2019			

DESIGN TEAM

PRODUCED BY:	SIGNATURE:
DESIGNED BY: I.TAHHAN	SIGNATURE:
CHECKED BY: I.TAHHAN	SIGNATURE:
PROJECT MANAGER:	SIGNATURE:
DEPUTY DIRECTOR of ENG. AFFAIRS:	SIGNATURE:

DRAWING

DRAWING TITLE:
LEVEL 1016
REFLECTED CEILING PLAN

THIS IS A CAD DRAWING AND MUST NOT BE ALTERED MANUALLY

ISSUE DATE: MAY 2019	SCALE: 1:200	ORIG. DWG SIZE: ( )	REV.
DRAWING NUMBER: ID-106	Sht. 63 of		0

THIS DRAWING IS THE COPYRIGHT OF CLIENT AND CONSULTANT AND MUST NOT BE RETAINED, COPIED OR USED WITHOUT THE AUTHORIZATION

CONSULTANT

Architectural Design: طحان وشناق tahhanandshahnaqconsultants

Structural Design: ESC Engineering Solutions & Consulting

Electromechanical Design: ACTIVE

CAD FILE NAME: 11.SUWAILEH TERMINAL_REFLECTED CEILING PLAN 2019.DWG

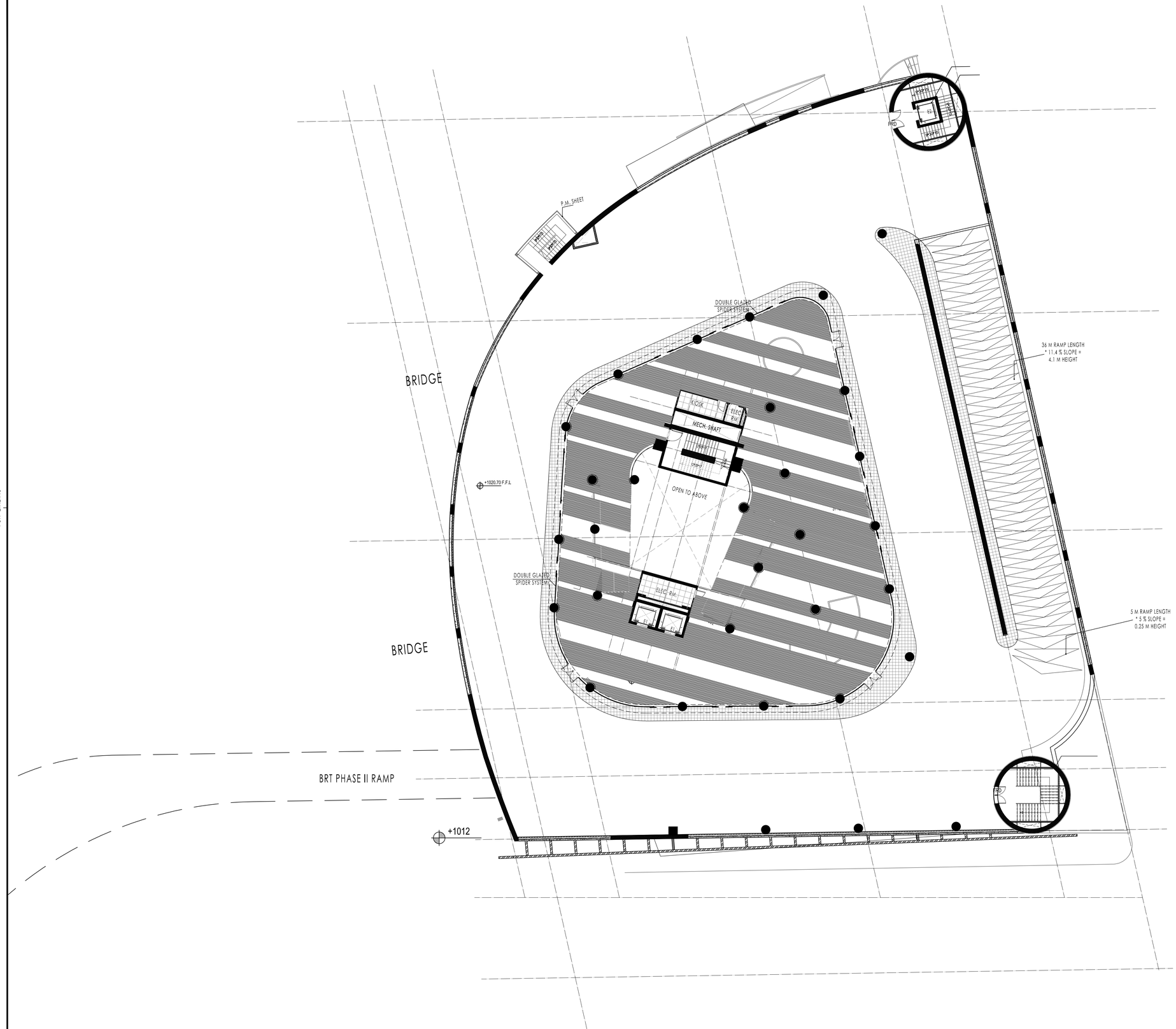

FOR BINDING

CLIENT

أمانة عمّان الكبرى

Greater Amman Municipality

PROJECT

Bus Rapid Transit (BRT) System in Amman

PACKAGE

Swuayleh Terminal

GENERAL NOTES AND LEGEND

~~- METAL HORIZONTAL STRIPES 10 CM~~
AND EXPOSED CEILING
IN CONCOURSE AREA

- 60 * 60 MINERAL FIBER TILING
IN SERVICES

- HORIZONTAL STRIPES 10 CM
INSIDE TOILETS

- HORIZONTAL STRIPES 10 CM

- GYPSUM BOARD AND MINERAL FIBER
IN OFFICES

PENDANT LIGHTING

LINEAR LIGHT

SPOT LIGHT

PURPOSE OF ISSUE: REVISED DRAWINGS

KEY PLAN AND NORTH SIGN

REVISION NOTES

* interior details to be resubmitted with the interior package

* BUS TRACK (DIMENSIONS, LEVELS, CURVES, ...) SHOWN ON THE DRAWINGS IS THE ORIGINAL WHICH WAS PROPOSED BY SDG AND NO CHANGES WERE MAKE TO IT. YET SDG TO REVISE AND CONFIRM THEIR DESIGN.

REV.	DESCRIPTION	DATE	DWN	CHKD	APPD
0	REVISED DRAWINGS	MAY 2019			

DESIGN TEAM

PRODUCED BY:	SIGNATURE:
DESIGNED BY: I.TAHMAN	SIGNATURE:
CHECKED BY: I.TAHMAN	SIGNATURE:
PROJECT MANAGER:	SIGNATURE:
DEPUTY DIRECTOR of ENG. AFFAIRS:	SIGNATURE:

DRAWING

DRAWING TITLE:

LEVEL 1020.5
REFLECTED CEILING PLAN

THIS IS A CAD DRAWING AND MUST NOT BE ALTERED MANUALLY

ISSUE DATE: MAY 2019	SCALE: 1:200	ORIG. DWG SIZE: ( )	REV.
DRAWING NUMBER: ID-107		Sht. 64 of	0

THIS DRAWING IS THE COPYRIGHT OF CLIENT AND CONSULTANT AND MUST NOT BE RETAINED, COPIED OR USED WITHOUT THE AUTHORIZATION

CONSULTANT

Architectural Design: طهان وبشناق tahhanandbushnaqconsultants

Structural Design: Esc Engineering Solutions & Consulting

Electromechanical Design: ACTIVE

CAD FILE NAME: 11.SUWAILEH TERMINAL_REFLECTED CEILING PLAN 2019.DWG

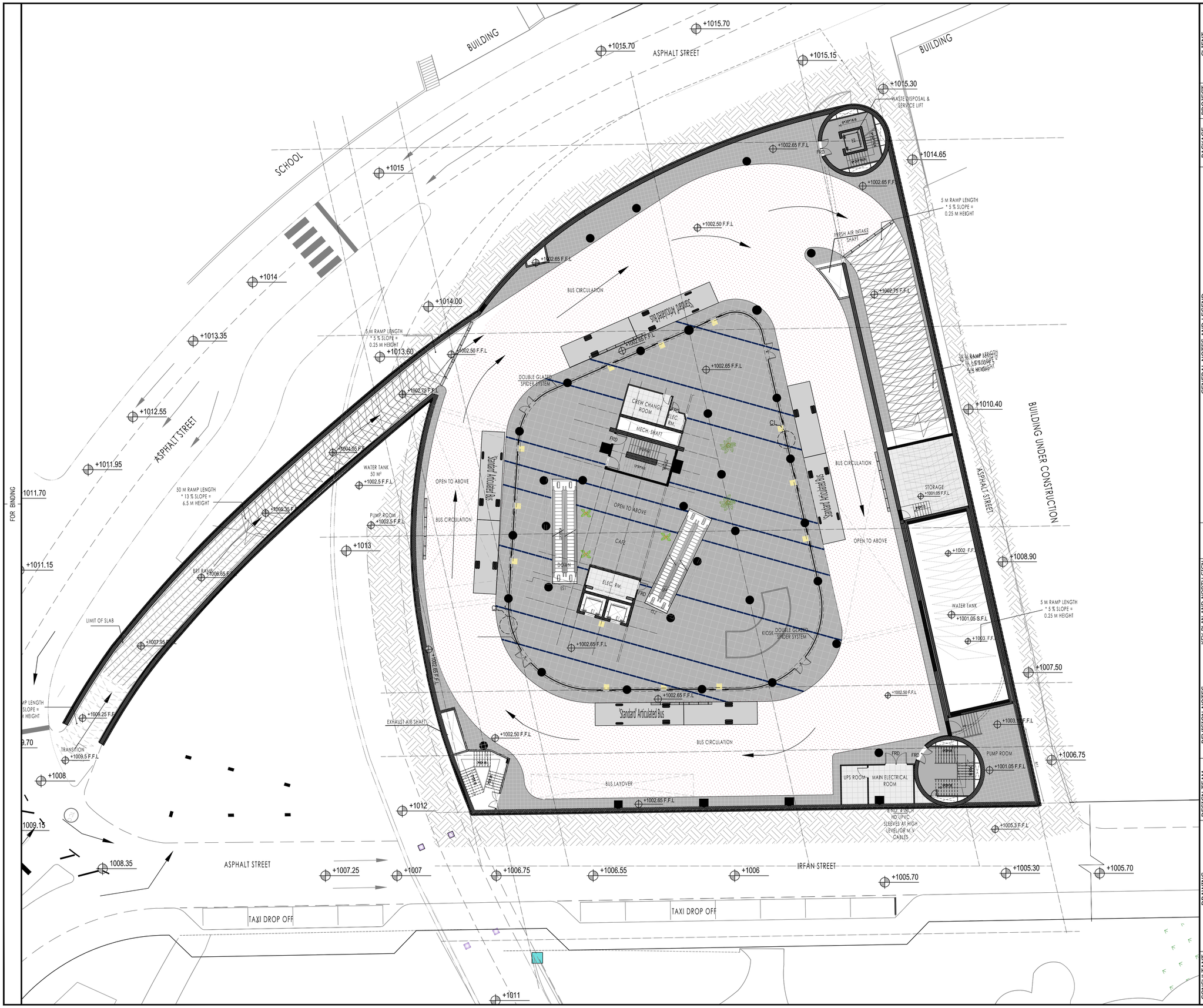

CLIENT

أمانة عمّان الكبرى

Greater Amman Municipality

PROJECT

Bus Rapid Transit (BRT) System in Amman

PACKAGE

Swuayleh Terminal

GENERAL NOTES AND LEGEND

NOTE :

- BRUSHED LOCAL GRANITE (800MM*200MM)
- BRUSHED LOCAL GRANITE (800MM*800MM)
- FLAMED GRANITE
- 300*300*12MM CERAMIC TILES
- 300*300*12MM NON SLIP CERAMIC TILES
- 600MM*600MM PORSALAN TILES
- BROOM SLAB CONCRETE (HARDNER 5KG/M²) WITH BASALT
- TROWELED SLAB CONCRETE (HARDNER 5KG/M²) WITH BASALT
- TACTILE PAVING
- RAISED FLOOR

PURPOSE OF ISSUE: REVISED DRAWINGS

KEY PLAN AND NORTH SIGN

REVISION NOTES

* BUS TRACK (DIMENSIONS, LEVELS, CURVES, ...) SHOWN ON THE DRAWINGS IS THE ORIGINAL WHICH WAS PROPOSED BY SDG AND NO CHANGES WERE MAKE TO IT. YET SDG TO REVISE AND CONFIRM THEIR DESIGN.

REV.	DESCRIPTION	DATE	DWN	CHKD	APPD
0	REVISED DRAWINGS	MAY 2019			

DESIGN TEAM

PRODUCED BY:	SIGNATURE:
DESIGNED BY: I.TAHHAN	SIGNATURE:
CHECKED BY: I.TAHHAN	SIGNATURE:
PROJECT MANAGER:	SIGNATURE:
DEPUTY DIRECTOR of ENG. AFFAIRS:	SIGNATURE:

DRAWING

DRAWING TITLE:

LEVEL 1002.5

TILING LAYOUT

THIS IS A CAD DRAWING AND MUST NOT BE ALTERED MANUALLY

ISSUE DATE: MAY 2019	SCALE: 1:200	ORIG. DWG SIZE: ( )	REV.
DRAWING NUMBER: ID-202	Sht. 66 of		0

THIS DRAWING IS THE COPYRIGHT OF CLIENT AND CONSULTANT AND MUST NOT BE RETAINED, COPIED OR USED WITHOUT THE AUTHORIZATION

CONSULTANT

Architectural Design: طكان وبشناق tahhanandbushnaqconsultants

Structural Design: Esc Engineering Solutions & Consulting

Electromechanical Design: ACTIVE ENGINEERING CONSULTANTS

FOR BINDING 11.70



CLIENT

Greater Amman Municipality

PROJECT

Bus Rapid Transit (BRT) System in Amman

PACKAGE

Swuayleh Terminal

GENERAL NOTES AND LEGEND

NOTE :

- BRUSHED LOCAL GRANITE (800MM*200MM)
- BRUSHED LOCAL GRANITE (800MM*800MM)
- FLAMED GRANITE
- 300*300*12MM CERAMIC TILES
- 300*300*12MM NON SLIP CERAMIC TILES
- 600MM*600MM PORSALAN TILES
- BROOM SLAB CONCRETE (HARDNER 5KG/M²) WITH BASALT
- TROWELED SLAB CONCRETE (HARDNER 5KG/M²) WITH BASALT
- TACTILE PAVING
- RAISED FLOOR

KEY PLAN AND NORTH SIGN

REVISION NOTES

PURPOSE OF ISSUE: REVISED DRAWINGS

* BUS TRACK (DIMENSIONS, LEVELS, CURVES, ...) SHOWN ON THE DRAWINGS IS THE ORIGINAL WHICH WAS PROPOSED BY SDG AND NO CHANGES WERE MAKE TO IT. YET SDG TO REVISE AND CONFIRM THEIR DESIGN.

REV.	DESCRIPTION	DATE	DWN	CHKD	APPD
0	REVISED DRAWINGS	MAY 2019			

DESIGN TEAM

PRODUCED BY:	SIGNATURE:
DESIGNED BY: I.TAHMAN	SIGNATURE:
CHECKED BY: I.TAHMAN	SIGNATURE:
PROJECT MANAGER:	SIGNATURE:
DEPUTY DIRECTOR of ENG. AFFAIRS:	SIGNATURE:

DRAWING

DRAWING TITLE:

LEVEL 1007

TILING LAYOUT

THIS IS A CAD DRAWING AND MUST NOT BE ALTERED MANUALLY

ISSUE DATE: MAY 2019	SCALE: 1:200	ORIG. DWG SIZE: ( )	REV.
DRAWING NUMBER: ID-203	Sht. 67 of		0

THIS DRAWING IS THE COPYRIGHT OF CLIENT AND CONSULTANT AND MUST NOT BE RETAINED, COPIED OR USED WITHOUT THE AUTHORIZATION

CONSULTANT

Architectural Design: tahhan and bushnaq consultants

Structural Design: Esc Engineering Solutions & Consulting

Electromechanical Design: ACTIVE ENGINEERING CONSULTANTS

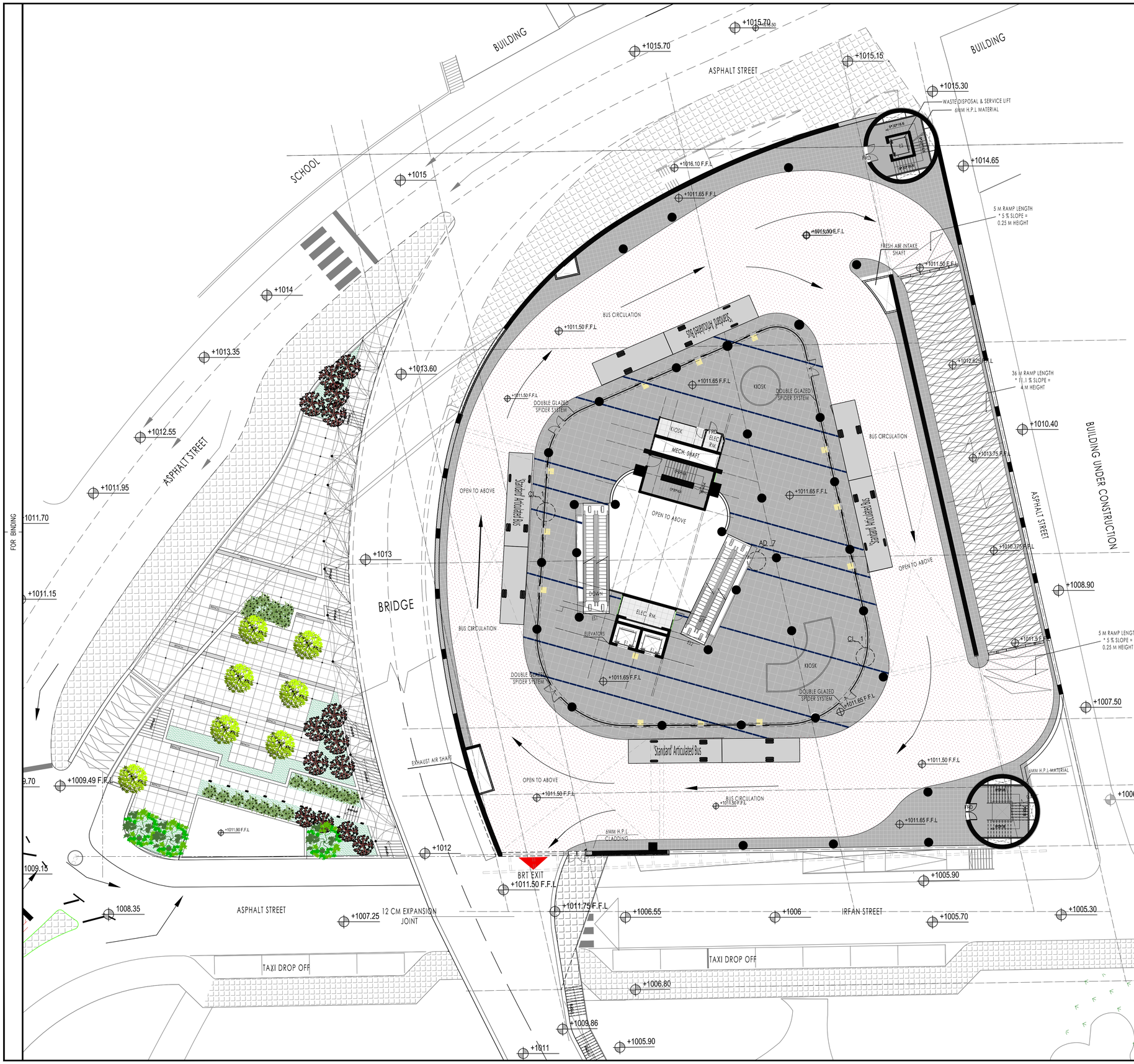

FOR BINDING

CLIENT

أمانة عمّان الكبرى

Greater Amman Municipality

PROJECT

Bus Rapid Transit (BRT) System in Amman

PACKAGE

Swuayleh Terminal

GENERAL NOTES AND LEGEND

NOTE :

- BRUSHED LOCAL GRANITE (800MM*200MM)
- BRUSHED LOCAL GRANITE (800MM*800MM)
- FLAMED GRANITE
- 300*300*12MM CERAMIC TILES
- 300*300*12MM NON SLIP CERAMIC TILES
- 600MM*600MM PORSALAN TILES
- BROOM SLAB CONCRETE (HARDNER 5KG/M²) WITH BASALT
- TROWELED SLAB CONCRETE (HARDNER 5KG/M²) WITH BASALT
- TACTILE PAVING
- RAISED FLOOR

KEY PLAN AND NORTH SIGN

REVISION NOTES

PURPOSE OF ISSUE:

REVISED DRAWINGS

* BUS TRACK (DIMENSIONS, LEVELS, CURVES, ...) SHOWN ON THE DRAWINGS IS THE ORIGINAL WHICH WAS PROPOSED BY SDG AND NO CHANGES WERE MAKE TO IT. YET SDG TO REVISE AND CONFIRM THEIR DESIGN.

REV.	DESCRIPTION	DATE	DWN	CHKD	APPD
0	REVISED DRAWINGS	MAY 2019			

DESIGN TEAM

PRODUCED BY:	SIGNATURE:
DESIGNED BY: I.TAHHAN	SIGNATURE:
CHECKED BY: I.TAHHAN	SIGNATURE:
PROJECT MANAGER:	SIGNATURE:
DEPUTY DIRECTOR of ENG. AFFAIRS:	SIGNATURE:

DRAWING

DRAWING TITLE:

LEVEL 1011.5

TILING LAYOUT

THIS IS A CAD DRAWING AND MUST NOT BE ALTERED MANUALLY

ISSUE DATE: MAY 2019	SCALE: 1:200	ORIG. DWG SIZE: ( )	REV.
DRAWING NUMBER: ID-204	Sht. 68 of		0

THIS DRAWING IS THE COPYRIGHT OF CLIENT AND CONSULTANT AND MUST NOT BE RETAINED, COPIED OR USED WITHOUT THE AUTHORIZATION

CONSULTANT

Architectural Design: tahhan+bushnaq consultants

Structural Design: Esc Engineering Solutions & Consulting

Electromechanical Design: ACTIVE

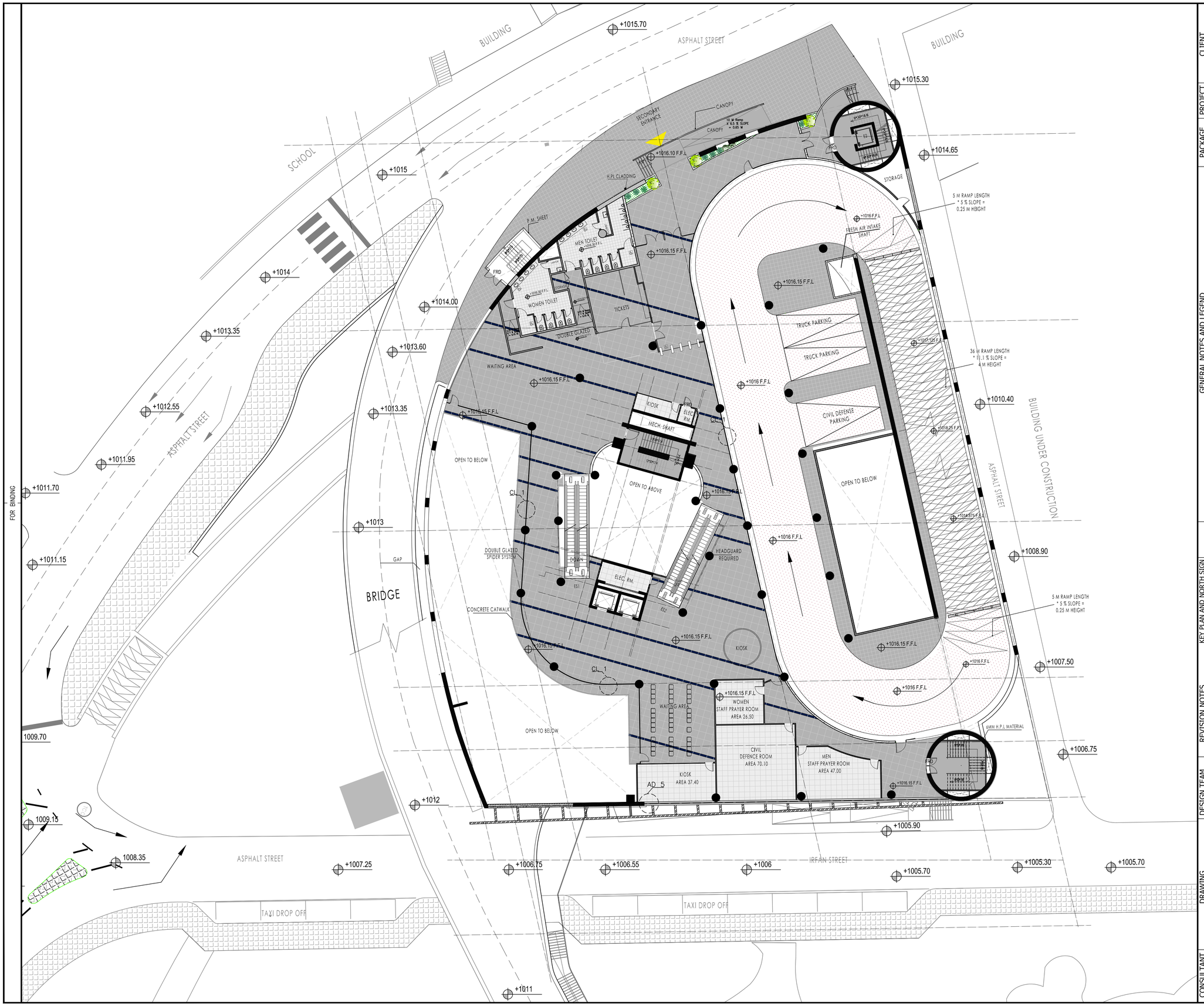

FOR BINDING

CLIENT

أمانة عمّان الكبرى

Greater Amman Municipality

PROJECT

Bus Rapid Transit (BRT) System in Amman

PACKAGE

Swuayleh Terminal

GENERAL NOTES AND LEGEND

NOTE :

- BRUSHED LOCAL GRANITE (800MM*200MM)
- BRUSHED LOCAL GRANITE (800MM*800MM)
- FLAMED GRANITE
- 300*300*12MM CERAMIC TILES
- 300*300*12MM NON SLIP CERAMIC TILES
- 600MM*600MM PORSALAN TILES
- BROOM SLAB CONCRETE (HARDNER 5KG/M²) WITH BASALT
- TROWELED SLAB CONCRETE (HARDNER 5KG/M²) WITH BASALT
- TACTILE PAVING
- RAISED FLOOR

KEY PLAN AND NORTH SIGN

PURPOSE OF ISSUE:

REVISED DRAWINGS

REVISION NOTES

* BUS TRACK (DIMENSIONS, LEVELS, CURVES, ...) SHOWN ON THE DRAWINGS IS THE ORIGINAL WHICH WAS PROPOSED BY SDG AND NO CHANGES WERE MAKE TO IT. YET SDG TO REVISE AND CONFIRM THEIR DESIGN.

REV.	DESCRIPTION	DATE	DWN	CHKD	APPD
0	REVISED DRAWINGS	MAY 2019			

DESIGN TEAM

PRODUCED BY:	SIGNATURE:
DESIGNED BY: I.TAHMAN	SIGNATURE:
CHECKED BY: I.TAHMAN	SIGNATURE:
PROJECT MANAGER:	SIGNATURE:
DEPUTY DIRECTOR of ENG. AFFAIRS:	SIGNATURE:

DRAWING

DRAWING TITLE:

LEVEL 1016

TILING LAYOUT

THIS IS A CAD DRAWING AND MUST NOT BE ALTERED MANUALLY

ISSUE DATE: MAY 2019	SCALE: 1:200	ORIG. DWG SIZE: ( )	REV.
DRAWING NUMBER: ID-205	Sht. 69 of		0

THIS DRAWING IS THE COPYRIGHT OF CLIENT AND CONSULTANT AND MUST NOT BE RETAINED, COPIED OR USED WITHOUT THE AUTHORIZATION

CONSULTANT

Architectural Design: tahhanandbushnaq consultants

Structural Design: Esc Engineering Solutions & Consulting

Electromechanical Design: ACTIVE ENGINEERING CONSULTANTS

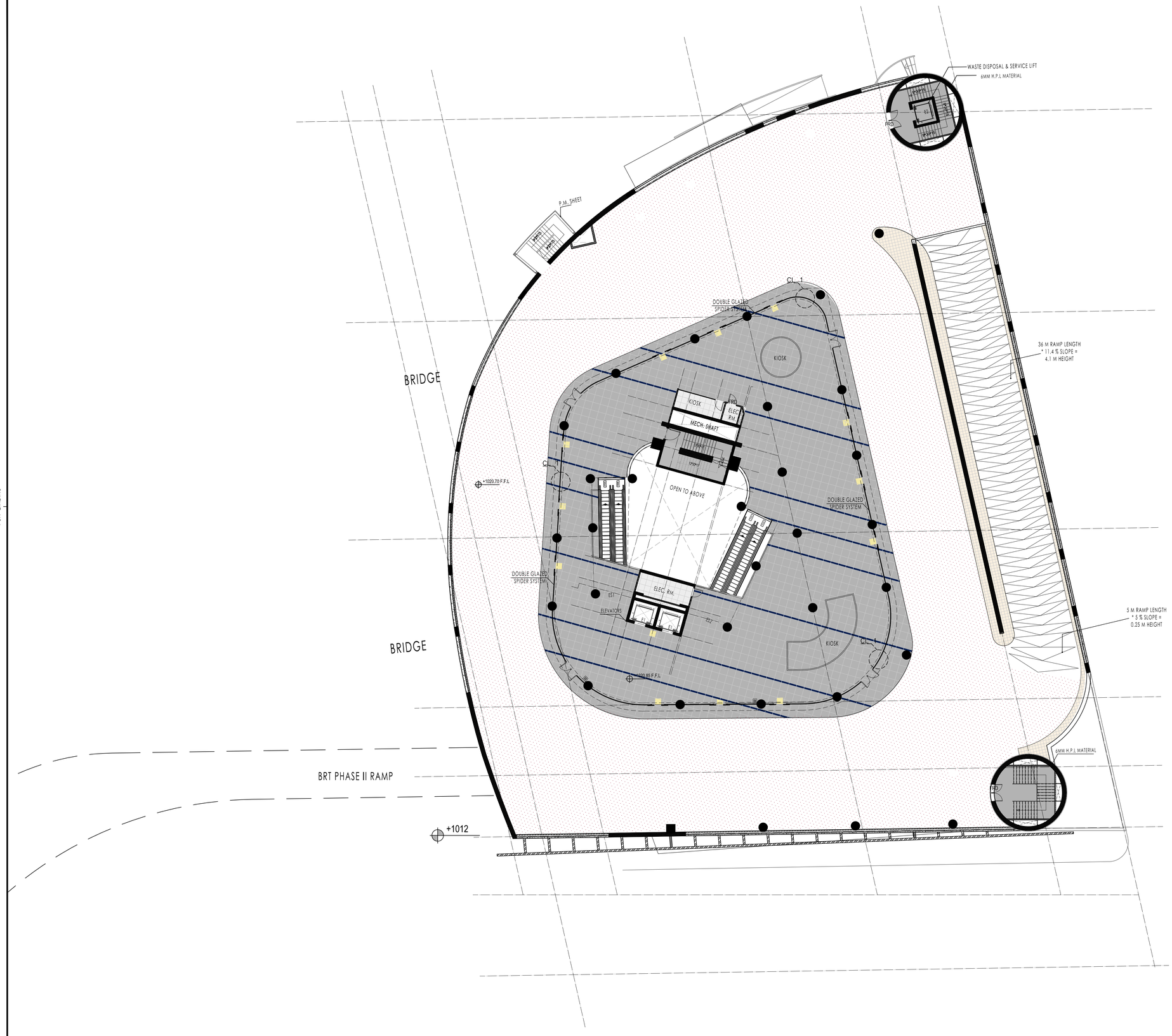

FOR BINDING

CLIENT

أمانة عمّان الكبرى

Greater Amman Municipality

PROJECT

Bus Rapid Transit (BRT) System in Amman

PACKAGE

Swuayleh Terminal

GENERAL NOTES AND LEGEND

NOTE :

- BRUSHED LOCAL GRANITE (800MM*200MM)
- BRUSHED LOCAL GRANITE (800MM*800MM)
- FLAMED GRANITE
- 300*300*12MM CERAMIC TILES
- 300*300*12MM NON SLIP CERAMIC TILES
- 600MM*600MM PORSALAN TILES
- BROOM SLAB CONCRETE (HARDNER 5KG/M²) WITH BASALT
- TROWELED SLAB CONCRETE (HARDNER 5KG/M²) WITH BASALT
- TACTILE PAVING
- RAISED FLOOR

KEY PLAN AND NORTH SIGN

PURPOSE OF ISSUE: REVISED DRAWINGS

REVISION NOTES

* BUS TRACK (DIMENSIONS, LEVELS, CURVES, ...) SHOWN ON THE DRAWINGS IS THE ORIGINAL WHICH WAS PROPOSED BY SDG AND NO CHANGES WERE MAKE TO IT. YET SDG TO REVISE AND CONFIRM THEIR DESIGN.

REV.	DESCRIPTION	DATE	DWN	CHKD	APPD
0	REVISED DRAWINGS	MAY 2019			

DESIGN TEAM

PRODUCED BY:	SIGNATURE:
DESIGNED BY: I.TAHHAN	SIGNATURE:
CHECKED BY: I.TAHHAN	SIGNATURE:
PROJECT MANAGER:	SIGNATURE:
DEPUTY DIRECTOR of ENG. AFFAIRS:	SIGNATURE:

DRAWING

DRAWING TITLE:

LEVEL 1020.5

TILING LAYOUT

THIS IS A CAD DRAWING AND MUST NOT BE ALTERED MANUALLY

ISSUE DATE: MAY 2019	SCALE: 1:200	ORIG. DWG SIZE: ( )	REV.
DRAWING NUMBER: ID-206		Sht. 70 of	0

THIS DRAWING IS THE COPYRIGHT OF CLIENT AND CONSULTANT AND MUST NOT BE RETAINED, COPIED OR USED WITHOUT THE AUTHORIZATION

CONSULTANT

Architectural Design: طحان وبشناق tahhanandbushnaqconsultants

Structural Design: Esc Engineering Solutions & Consulting

Electromechanical Design: ACTIVE ENGINEERING CONSULTANTS

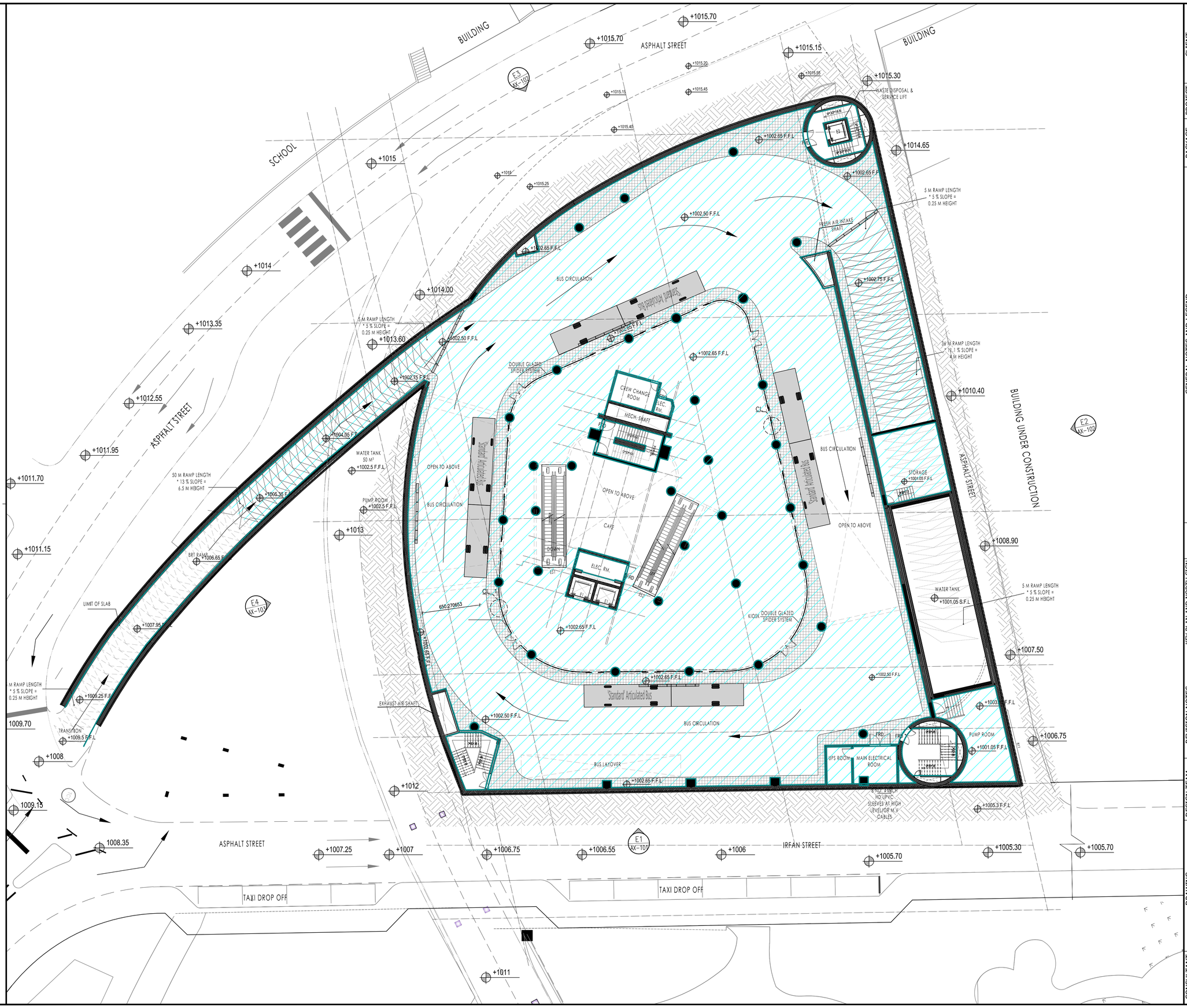

FOR BINDING

CLIENT

أمانة عمّان الكبرى

Greater Amman Municipality

PROJECT

Bus Rapid Transit (BRT) System in Amman

PACKAGE

Swuayleh Terminal

GENERAL NOTES AND LEGEND

Paint

300MM*300MM CERAMIC TILES

CEILING PAINT OVER FAIRFACE CONCRETE SOFFITS

PURPOSE OF ISSUE: REVISED DRAWINGS

KEY PLAN AND NORTH SIGN

REVISION NOTES

* BUS TRACK (DIMENSIONS, LEVELS, CURVES, ...) SHOWN ON THE DRAWINGS IS THE ORIGINAL WHICH WAS PROPOSED BY SDG AND NO CHANGES WERE MAKE TO IT. YET SDG TO REVISE AND CONFIRM THEIR DESIGN.

REV.	DESCRIPTION	DATE	DWN	CHKD	APPD
0	REVISED DRAWINGS	MAY 2019			

DESIGN TEAM

PRODUCED BY:	SIGNATURE:
DESIGNED BY: I.TAHHAN	SIGNATURE:
CHECKED BY: I.TAHHAN	SIGNATURE:
PROJECT MANAGER:	SIGNATURE:
DEPUTY DIRECTOR of ENG. AFFAIRS:	SIGNATURE:

DRAWING

DRAWING TITLE:

LEVEL 1002.5

WALLS AND CEILING FINISHES PLAN

THIS IS A CAD DRAWING AND MUST NOT BE ALTERED MANUALLY

ISSUE DATE: MAY 2019	SCALE:1:200	ORIG. DWG SIZE: ( )	REV.
DRAWING NUMBER: ID302	Sht. 72 of		0

THIS DRAWING IS THE COPYRIGHT OF CLIENT AND CONSULTANT AND MUST NOT BE RETAINED, COPIED OR USED WITHOUT THE AUTHORIZATION

CONSULTANT

Architectural Design: طحان و شناق tahhanandbushnaqconsultants

Structural Design: Esc Engineering Solutions & Consulting

Electromechanical Design: ACTIVE

FOR BINDING

BUILDING
BUILDING
ASPHALT STREET
SCHOOL
ASPHALT STREET
ASPHALT STREET
BRT TUNNEL
BRT ENTRANCE ONLY
BRT ONLY
BRIDGE
BUILDING UNDER CONSTRUCTION
PATH
IRFAN STREET
TAXI DROP OFF
TAXI DROP OFF
Wall
CCTV RM.
STORE
ELECTRICAL ROOM
SERVER
URINALS
MEN TOILETS
WOMEN TOILETS
JANITOR
OPEN OFFICES
DOUBLE GLAZED SPIDER SYSTEM
KIOSK
ELEC. R.M.
MECH. SHAFT
OPEN TO BELOW
OPEN TO ABOVE
CONCRETE CATWALK
DOWN
ELEC. RM.
FIRE
DOUBLE GLAZED SPIDER SYSTEM
PASSENGER SERVICE AREA 64.70
DOUBLE GLAZED SPIDER SYSTEM
TICKET OFFICE AREA 80.50
EXHAUST AIR SHAFT
STEEL STAIR
KIOSK
KITCHEN
MEN TOILETS
WOMEN TOILETS
CAFE
TERRACE
DOUBLE GLAZED TEMPERED GLASS
TERRACE
MAIN ENTRANCE
STAND BY GENERATOR
TRANSFORMER
TRUCK PARKING
TRUCK PARKING
CIVIL DEFENSE PARKING
OPEN TO BELOW
WASTE DISPOSAL & SERVICE LIFT
6 MM H.P.L MATERIAL
FRESH AIR INTAKE SHAFT
5 M RAMP LENGTH * 5 % SLOPE = 0.25 M HEIGHT
5 M RAMP LENGTH * 5 % SLOPE = 0.25 M HEIGHT
36 M RAMP LENGTH * 5 % SLOPE = 1.8 M HEIGHT
5 M RAMP LENGTH * 5 % SLOPE = 0.25 M HEIGHT
EXISTING WALL
6MM H.P.L MATERIAL
RAMP SLAB LEVEL + 1012.15
BRUSHED GRANITE
FLAMED GRANITE
CIRCUS CHAMAEROPS CYPRESS LAWNGREY CONCRETE
SANTOLINA CHAMAECYPARISSUS CYPRESS LAWNGREY CONCRETE
CIRCUS CHAMAEROP

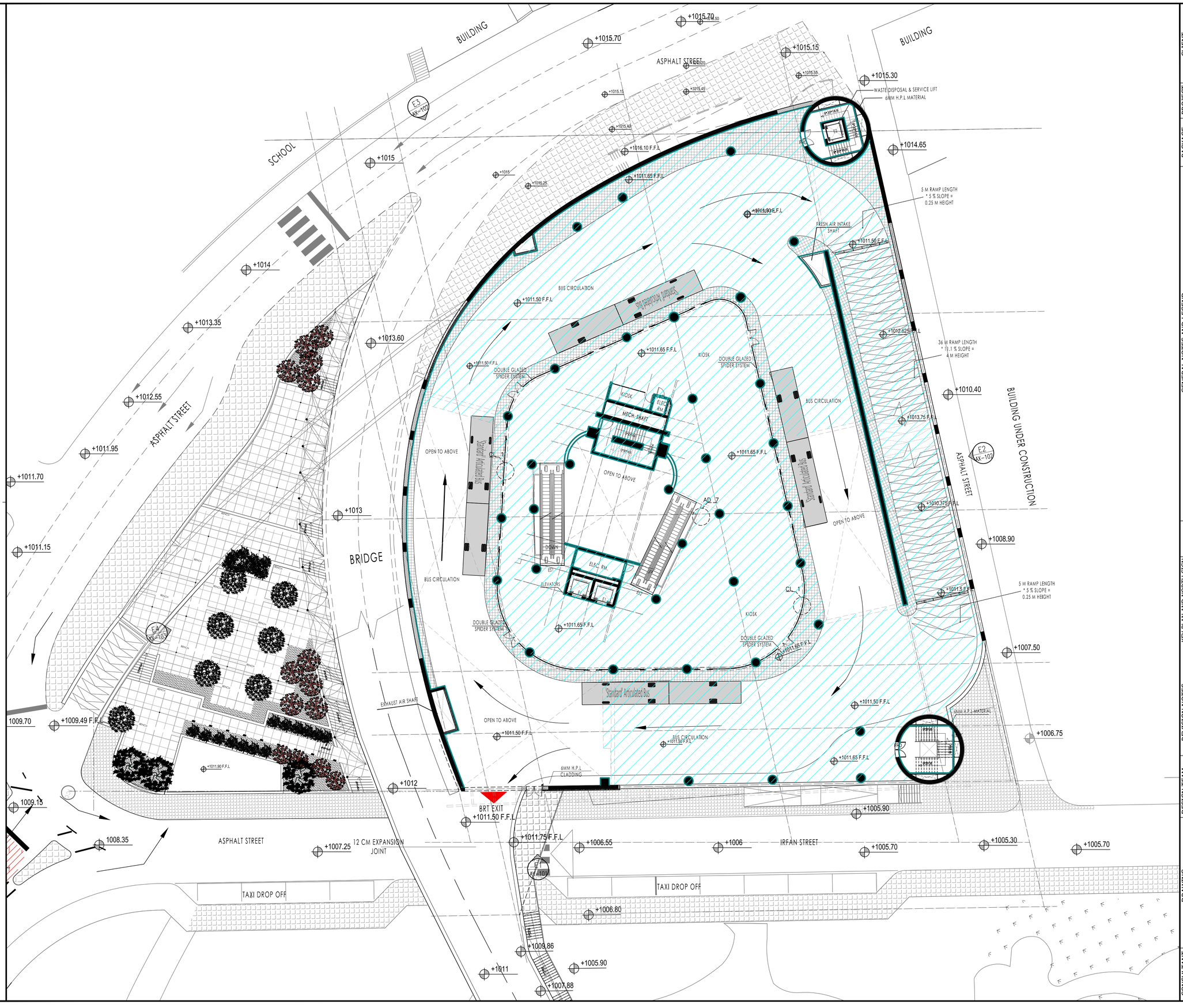

FOR BINDING

CLIENT

أمانة عمّان الكبرى

Greater Amman Municipality

PROJECT

Bus Rapid Transit (BRT) System in Amman

PACKAGE

Swuayleh Terminal

GENERAL NOTES AND LEGEND

Paint

300MM*300MM CERAMIC TILES

CEILING PAINT OVER FAIRFACE CONCRETE SOFFITS

KEY PLAN AND NORTH SIGN

REVISION NOTES

PURPOSE OF ISSUE: REVISED DRAWINGS

* BUS TRACK (DIMENSIONS, LEVELS, CURVES, ...) SHOWN ON THE DRAWINGS IS THE ORIGINAL WHICH WAS PROPOSED BY SDG AND NO CHANGES WERE MAKE TO IT. YET SDG TO REVISE AND CONFIRM THEIR DESIGN.

REV.	DESCRIPTION	DATE	DWN	CHKD	APPD
0	REVISED DRAWINGS	MAY 2019			

DESIGN TEAM

PRODUCED BY:	SIGNATURE:
DESIGNED BY: I.TAHHAN	SIGNATURE:
CHECKED BY: I.TAHHAN	SIGNATURE:
PROJECT MANAGER:	SIGNATURE:
DEPUTY DIRECTOR of ENG. AFFAIRS:	SIGNATURE:

DRAWING

DRAWING TITLE:

LEVEL 1011.5

WALLS AND CEILING FINISHES PLAN

THIS IS A CAD DRAWING AND MUST NOT BE ALTERED MANUALLY

ISSUE DATE: MAY 2019	SCALE:1:200	ORIG. DWG SIZE: ( )	REV.
DRAWING NUMBER: ID-304	Sht. 74 of		0

THIS DRAWING IS THE COPYRIGHT OF CLIENT AND CONSULTANT AND MUST NOT BE RETAINED, COPIED OR USED WITHOUT THE AUTHORIZATION

CONSULTANT

Architectural Design: طحان و شناق tahhanan@bushnaqconsultants

Structural Design: Esc Engineering Solutions & Consulting

Electromechanical Design: ACTIVE

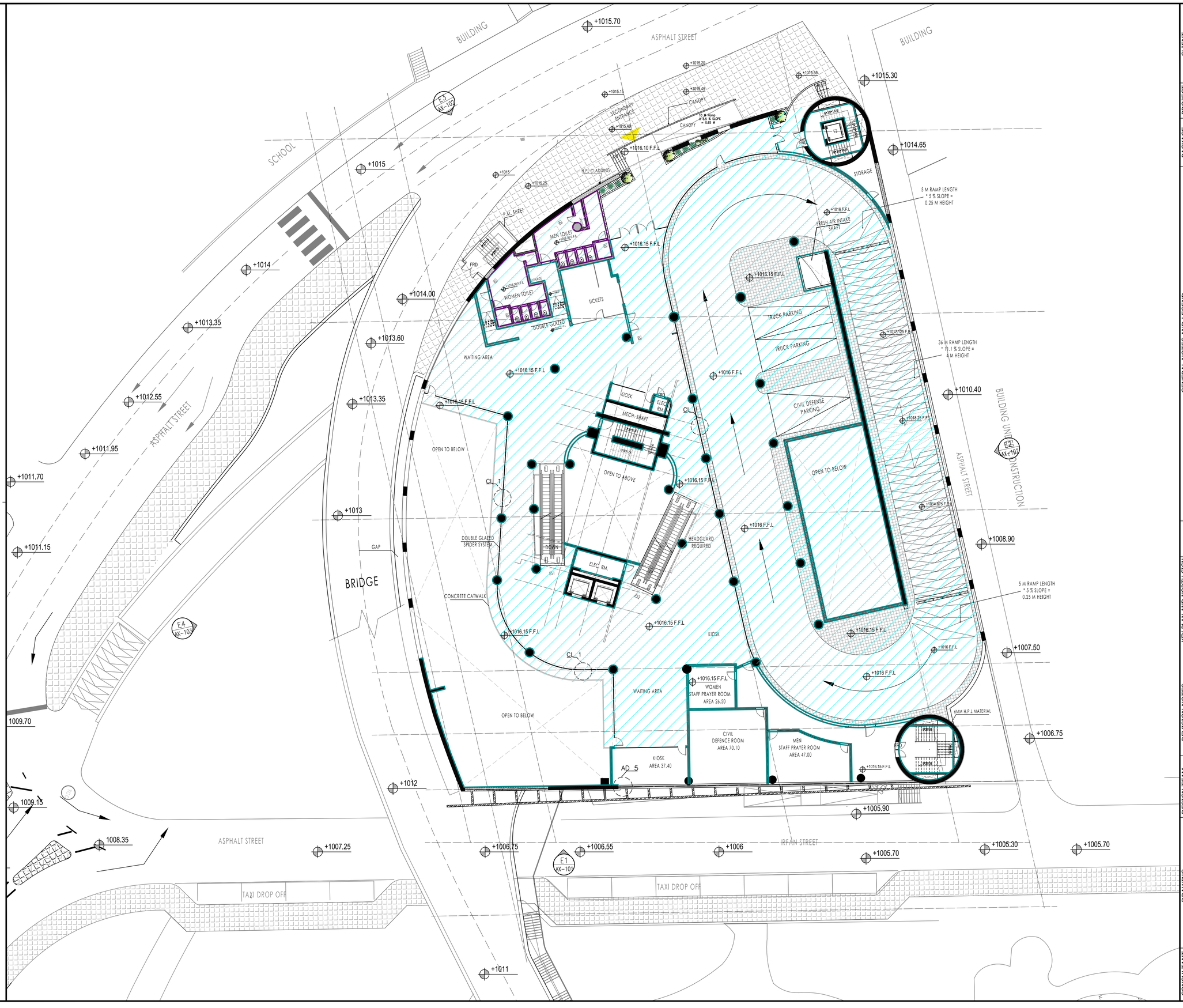

FOR BINDING

CLIENT

Greater Amman Municipality

PROJECT

Bus Rapid Transit (BRT) System in Amman

PACKAGE

Swuayleh Terminal

GENERAL NOTES AND LEGEND

Paint

300MM*300MM CERAMIC TILES

CEILING PAINT OVER FAIRFACE CONCRETE SOFFITS

KEY PLAN AND NORTH SIGN

PURPOSE OF ISSUE:

REVISED DRAWINGS

REVISION NOTES

* BUS TRACK (DIMENSIONS, LEVELS, CURVES, ...) SHOWN ON THE DRAWINGS IS THE ORIGINAL WHICH WAS PROPOSED BY SDG AND NO CHANGES WERE MAKE TO IT. YET SDG TO REVISE AND CONFIRM THEIR DESIGN.

REV.	DESCRIPTION	DATE	DWN	CHKD	APPD
0	REVISED DRAWINGS	MAY 2019			

DESIGN TEAM

PRODUCED BY:	SIGNATURE:
DESIGNED BY: I.TAHHAN	SIGNATURE:
CHECKED BY: I.TAHHAN	SIGNATURE:
PROJECT MANAGER:	SIGNATURE:
DEPUTY DIRECTOR of ENG. AFFAIRS:	SIGNATURE:

DRAWING

DRAWING TITLE:

LEVEL 1016

SECONDARY PEDESTRIAN ENTRANCE WALLS AND CEILING FINISHES PLAN

THIS IS A CAD DRAWING AND MUST NOT BE ALTERED MANUALLY

ISSUE DATE: MAY 2019	SCALE: 1:200	ORIG. DWG SIZE: ( )	REV.
DRAWING NUMBER: ID-305	Sht. 75 of		0

THIS DRAWING IS THE COPYRIGHT OF CLIENT AND CONSULTANT AND MUST NOT BE RETAINED, COPIED OR USED WITHOUT THE AUTHORIZATION

CONSULTANT

Architectural Design: tahhan and bushnaq consultants

Structural Design: Esc Engineering Solutions & Consulting

Electromechanical Design: ACTIVE

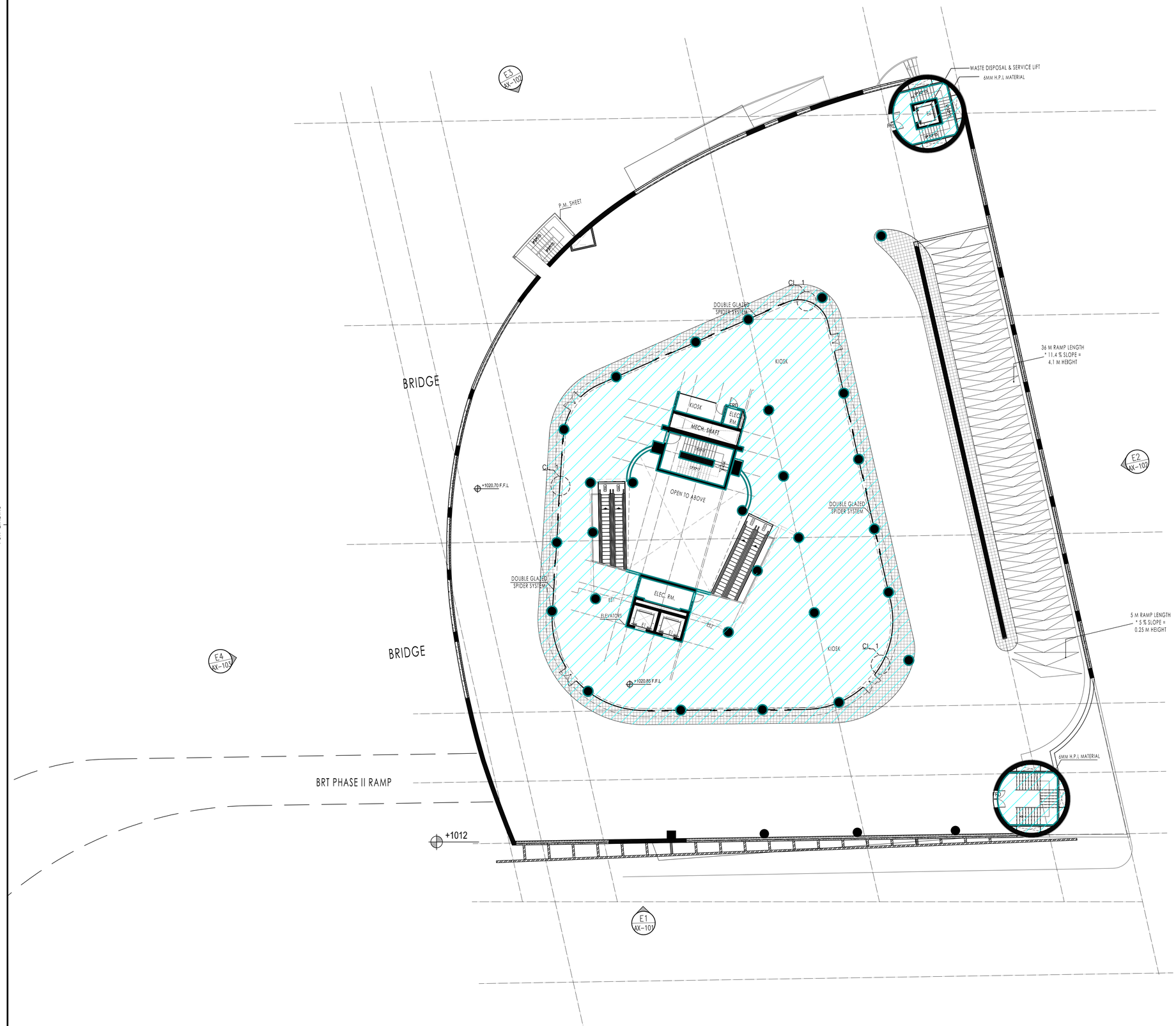

FOR BINDING

CLIENT

أمانة عمّان الكبرى

Greater Amman Municipality

PROJECT

Bus Rapid Transit (BRT) System in Amman

PACKAGE

Swuayleh Terminal

GENERAL NOTES AND LEGEND

Paint

300MM*300MM CERAMIC TILES

CEILING PAINT OVER FAIRFACE CONCRETE SOFFITS

KEY PLAN AND NORTH SIGN

PURPOSE OF ISSUE:

REVISED DRAWINGS

REVISION NOTES

* BUS TRACK (DIMENSIONS, LEVELS, CURVES, ...) SHOWN ON THE DRAWINGS IS THE ORIGINAL WHICH WAS PROPOSED BY SDG AND NO CHANGES WERE MAKE TO IT. YET SDG TO REVISE AND CONFIRM THEIR DESIGN.

REV.	DESCRIPTION	DATE	DWN	CHKD	APPD
0	REVISED DRAWINGS	MAY 2019			

DESIGN TEAM

PRODUCED BY:	SIGNATURE:
DESIGNED BY: I.TAHHAN	SIGNATURE:
CHECKED BY: I.TAHHAN	SIGNATURE:
PROJECT MANAGER:	SIGNATURE:
DEPUTY DIRECTOR of ENG. AFFAIRS:	SIGNATURE:

DRAWING

DRAWING TITLE:

LEVEL 1020.5

WALLS AND CEILING FINISHES PLAN

THIS IS A CAD DRAWING AND MUST NOT BE ALTERED MANUALLY

ISSUE DATE: MAY 2019	SCALE: 1:200	ORIG. DWG SIZE: ( )	REV.
DRAWING NUMBER: ID-306	Sht. 76 of		0

THIS DRAWING IS THE COPYRIGHT OF CLIENT AND CONSULTANT AND MUST NOT BE RETAINED, COPIED OR USED WITHOUT THE AUTHORIZATION

CONSULTANT

Architectural Design: طحان وشناق tahhanandbushnaqconsultants

Structural Design: Esc Engineering Solutions & Consulting

Electromechanical Design: ACTIVE

DOOR NO.	DOOR LEAF H	DOOR LEAF W	QTY.	HANDLE	REMARKS
FRD01	220 cm	100 cm	3	HINGED	STEEL FLUSH DOOR - F.R.D - SINGLE LEAF
FRD02	220 cm	180 cm	3	HINGED	STEEL FLUSH DOOR - F.R.D - DOUBLE DOOR
FRD03	220cm	200cm	1	HINGED	STEEL FLUSH DOOR - FRD - DOUBLE DOOR
FRD05	220 cm	150cm	1	HINGED	STEEL DOOR - DOUBLE LOUVER DOOR
FRD07	250 cm	250cm	1	HINGED	STEEL FLUSH DOOR - F.R.D - SINGLE LEAF
TD01	220 cm	100cm	1	HINGED	WOOD DOOR - HPL LAMINATION
FRD09	220 cm	120 cm	2	HINGED	STEEL FLUSH DOOR - F.R.D - SINGLE LEAF
SGD01	2.20 cm	140cm	12	SLIDING	AUTOMATIC ELECTRICAL OPERATED SLIDING ALUM. & GLASS DOOR
TGD03	220 cm	180cm	4	HINGED	FRAMELESS - TEMPERED GLASS - DOUBLE DOOR-PUSH BAR
RSD01	220 cm	80cm	1	HINGED	ACCESS PANEL DOOR

WINDOWS SCHEDULE

NO.	TYPE	HANDLE	LENGTH	HIGHT	QTY.
W07	SPIDER SYSTEM GLASS PARTITION	SLIDING & FIXED CONTAIN 12 DOORS	131.00	3.25	1

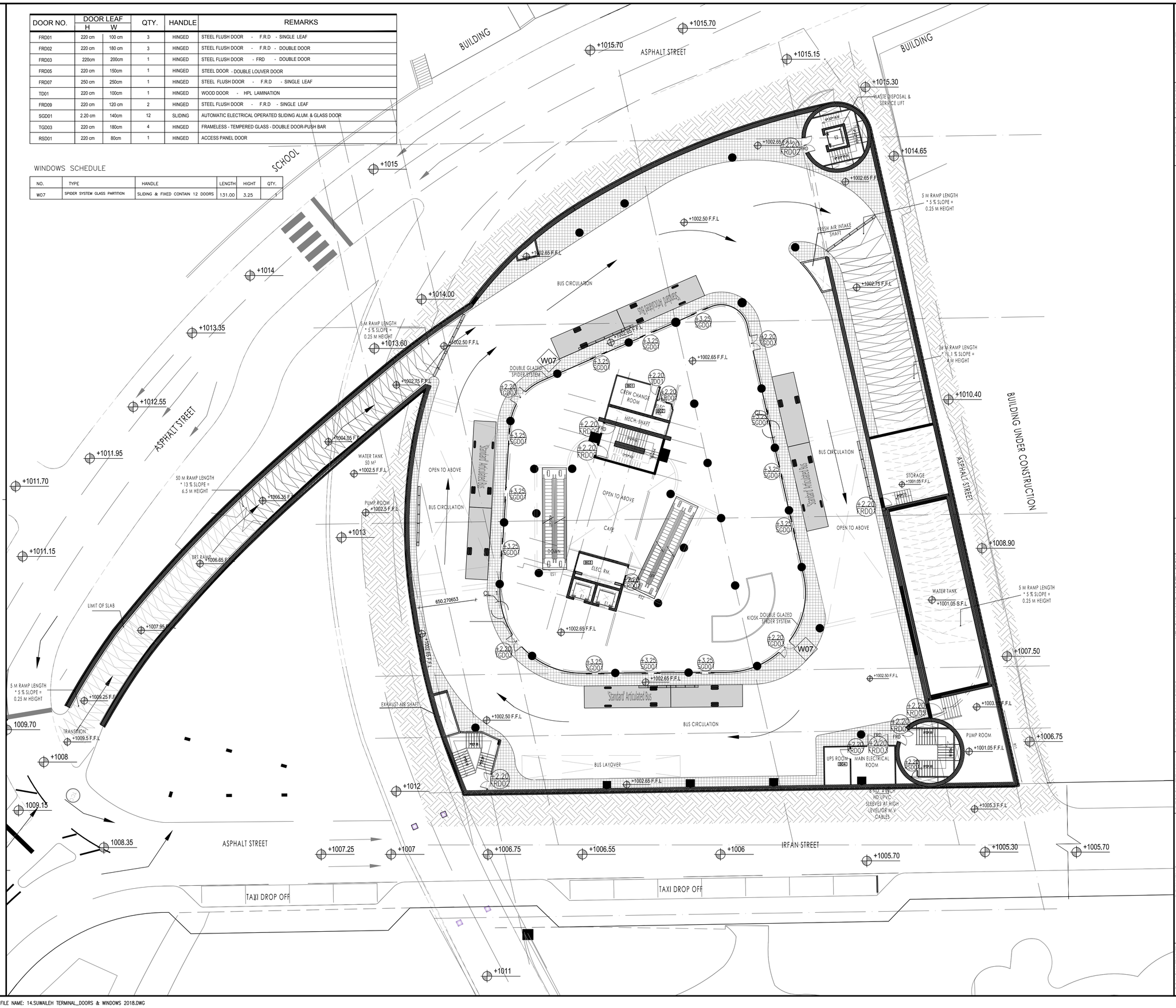

FOR BINDING

CAD FILE NAME: 14.SUWAILEH TERMINAL_DOORS & WINDOWS 2018.DWG

CLIENT

Greater Amman Municipality

PROJECT

Bus Rapid Transit (BRT) System in Amman

PACKAGE

Swuayleh Terminal

GENERAL NOTES AND LEGEND

NOTE :

* ALL DIMENSIONS ON ARCH. DRAWINGS ARE IN (cm) AND ALL LEVELS ARE IN (m) UNLESS OTHERWISE INDICATED.

* DO NOT REFERE TO ELEC. OR MECH. PLANS FOR ARCHITECTURAL INFORMATION.

* NO USE OF SCALE IS ALLOWED. ONLY FIGURED DIMENSIONS ARE TO BE TAKEN INTO CONSIDERATION.

* IN CASE OF DOORS AND WINDOWS DIMENSIONS SHOWS THE SIZE OF STRUCTURAL OPENINGS.

* SEVERAL FEATURES ARE SHOWN THAT ARE RELATED TO MEP PLANS. REFER TO THESE FOR MORE SPECIFIC DETAILS

PURPOSE OF ISSUE:

REVISED DRAWINGS

KEY PLAN AND NORTH SIGN

REVISION NOTES

* interior details to be resubmitted with the interior package

* BUS TRACK (DIMENSIONS, LEVELS, CURVES, ...) SHOWN ON THE DRAWINGS IS THE ORIGINAL WHICH WAS PROPOSED BY SDG AND NO CHANGES WERE MAKE TO IT. YET SDG TO REVISE AND CONFIRM THEIR DESIGN.

REV.	DESCRIPTION	DATE	DWN	CHKD	APPD
0	REVISED DRAWINGS	MAY 2019			

DESIGN TEAM

PRODUCED BY:	SIGNATURE:
DESIGNED BY: I.TAHHAN	SIGNATURE:
CHECKED BY: I.TAHHAN	SIGNATURE:
PROJECT MANAGER:	SIGNATURE:
DEPUTY DIRECTOR of ENG. AFFAIRS:	SIGNATURE:

DRAWING

DRAWING TITLE:

LEVEL 1002.5

Doors Schedule

THIS IS A CAD DRAWING AND MUST NOT BE ALTERED MANUALLY

ISSUE DATE: MAY 2019	SCALE: 1:200	ORIG. DWG SIZE: ( )	REV.
DRAWING NUMBER: ID-402	Sht. 78 of		0

THIS DRAWING IS THE COPYRIGHT OF CLIENT AND CONSULTANT AND MUST NOT BE RETAINED, COPIED OR USED WITHOUT THE AUTHORIZATION

CONSULTANT

Architectural Design: طحان وبشناق tahhanandbushnaqconsultants

Structural Design: Esc Engineering Solutions & Consulting

Electromechanical Design: ACTIVE

DOOR NO.	DOOR LEAF H	W	QTY.	HANDLE	REMARKS
FRD01	220 cm	100 cm	3	HINGED	STEEL FLUSH DOOR - F.R.D - SINGLE LEAF
FRD02	220 cm	180 cm	1	HINGED	STEEL FLUSH DOOR - F.R.D - DOUBLE DOOR
FRD06	250 cm	250cm	2	HINGED	STEEL DOUBLE DOOR - F.R.D - AUTOMATIC LOUVER DOOR
FRD07	220 cm	120 cm	1	HINGED	STEEL FLUSH DOOR - F.R.D - SINGLE LEAF
SD01	220 cm	100 cm	6	HINGED	STEEL FLUSH DOOR - SINGLE LEAF
SD02	220 cm	180 cm	2	HINGED	STEEL FLUSH DOOR - DOUBLE DOOR - PUSH BAR
TD01	220 cm	100cm	1	HINGED	WOOD DOOR - HPL LAMINATION
TD02	220 cm	110cm	5	HINGED	WOOD DOOR - HPL LAMINATION
TD03	220 cm	110cm	4	HINGED	WOOD DOOR - HPL LAMINATION- ALUM. GRILL 600*600 POWDER COATED
TD04	220 cm	100cm	1	HINGED	WOOD DOOR - HPL LAMINATION- ALUM. GRILL 400*500 POWDER COATED
TD05	220 cm	80cm	2	HINGED	WOOD DOOR - HPL LAMINATION
ALD01	210 cm	80cm	13	HINGED	ALUM. - PVC
ALD02	210 cm	100cm	2	HINGED	ALUM. - PVC
TGD01	220 cm	200cm	6	HINGED	ALUMINUM FRAME - TEMPERED GLASS - DOUBLE DOOR
TGD02	220 cm	100cm	5	HINGED	ALUMINUM FRAME - TEMPERED GLASS - SINGLE DOOR
TGD03	220 cm	180cm	1	HINGED	ALUMINUM FRAME - TEMPERED GLASS - DOUBLE DOOR
FRD09	220 cm	120 cm	1	HINGED	STEEL FLUSH DOOR - F.R.D - SINGLE LEAF
RSD01	220 cm	80cm	1	HINGED	ACCESS PANEL DOOR
FRD08	220 cm	100cm	1	HINGED	STEEL FLUSH DOOR - FRD - GRILL 400*500
FRD11	220 cm	240 cm	1	HINGED	STEEL FLUSH DOOR - F.R.D - DOUBLE DOOR

WINDOWS SCHEDULE

NO.	TYPE	HANDLE	WIDTH /LENGTH	HIGHT	QTY.
W02	ALUMINUM GLASS WINDOW	SLIDING	4.00	1.00	1
W03	ALUMINUM GLASS WINDOW	CONTAIN 4 DOORS	8.95	3.75	2
W04	SPIDER SYSTEM GLASS PARTITION	SLIDING	38	3.25	1
W08	ALUMINUM GLASS WINDOW	CONTAIN TWO DOORS	34.25	3.75	1
W09	SPIDER SYSTEM GLASS PARTITION	CONTAIN TWO DOORS	34.25	2.25	1
W10	SPIDER SYSTEM GLASS PARTITION	FIXED GLASS	65	3.75	1
W14	ALUMINUM GLASS WINDOW	SLIDING GLASS	2.5	2.00	2

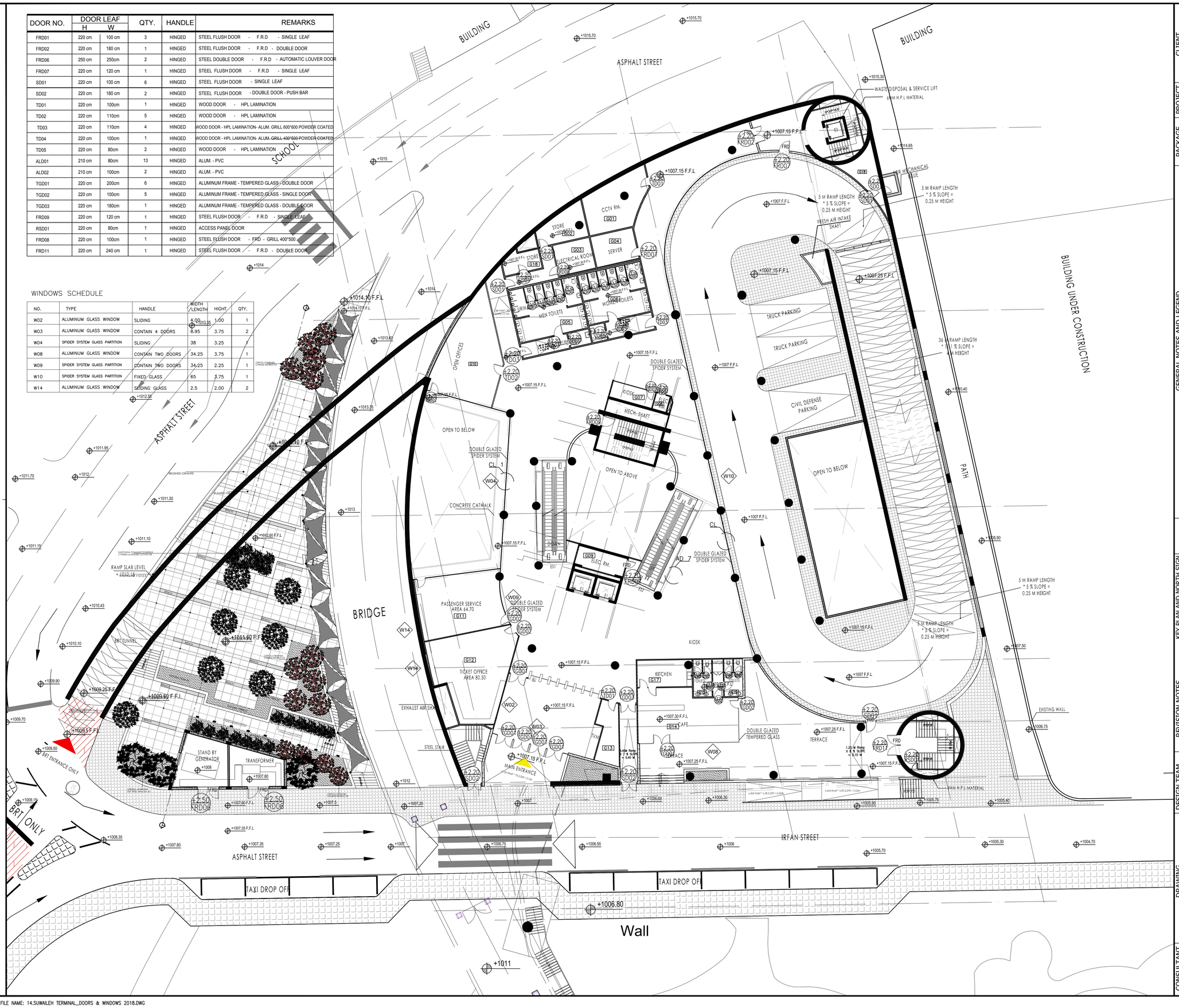

CAD FILE NAME: 14.SUWAILEH TERMINAL_DOORS & WINDOWS 2018.DWG

CLIENT

Greater Amman Municipality

PROJECT

Bus Rapid Transit (BRT) System in Amman

PACKAGE

Swuayleh Terminal

GENERAL NOTES AND LEGEND

NOTE :

* ALL DIMENSIONS ON ARCH. DRAWINGS ARE IN (cm) AND ALL LEVELS ARE IN (m) UNLESS OTHERWISE INDICATED.

* DO NOT REFERE TO ELEC. OR MECH. PLANS FOR ARCHITECTURAL INFORMATION.

* NO USE OF SCALE IS ALLOWED. ONLY FIGURED DIMENSIONS ARE TO BE TAKEN INTO CONSIDERATION.

* IN CASE OF DOORS AND WINDOWS DIMENSIONS SHOWS THE SIZE OF STRUCTURAL OPENINGS.

* SEVERAL FEATURES ARE SHOWN THAT ARE RELATED TO MEP PLANS. REFER TO THESE FOR MORE SPECIFIC DETAILS

KEY PLAN AND NORTH SIGN

PURPOSE OF ISSUE:

REVISED DRAWINGS

REVISION NOTES

* interior details to be resubmitted with the interior package

* BUS TRACK (DIMENSIONS, LEVELS, CURVES, ...) SHOWN ON THE DRAWINGS IS THE ORIGINAL WHICH WAS PROPOSED BY SDG AND NO CHANGES WERE MAKE TO IT. YET SDG TO REVISE AND CONFIRM THEIR DESIGN.

REV.	DESCRIPTION	DATE	DWN	CHKD	APPD
0	REVISED DRAWINGS	MAY 2019			

DESIGN TEAM

PRODUCED BY:	SIGNATURE:
DESIGNED BY: I.TAHHAN	SIGNATURE:
CHECKED BY: I.TAHHAN	SIGNATURE:
PROJECT MANAGER:	SIGNATURE:
DEPUTY DIRECTOR of ENG. AFFAIRS:	SIGNATURE:

DRAWING

DRAWING TITLE:

LEVEL 1007

Doors Schedule

THIS IS A CAD DRAWING AND MUST NOT BE ALTERED MANUALLY

ISSUE DATE: MAY 2019	SCALE:1 :200	ORIG. DWG SIZE: ( )	REV.
DRAWING NUMBER: ID-403	Sht. 79 of		0

THIS DRAWING IS THE COPYRIGHT OF CLIENT AND CONSULTANT AND MUST NOT BE RETAINED, COPIED OR USED WITHOUT THE AUTHORIZATION

CONSULTANT

Architectural Design: طحان وشناق tahhanandshaqconsultants

Structural Design: ESC Engineering Solutions & Consulting

Electromechanical Design: ACTIVE

DOOR NO.	DOOR LEAF H	DOOR LEAF W	QTY.	HANDLE	REMARKS
FRD01	220 cm	100 cm	2	HINGED	STEEL FLUSH DOOR - F.R.D - SINGLE LEAF
FRD02	220 cm	180 cm	2	HINGED	STEEL FLUSH DOOR - F.R.D - DOUBLE DOOR
SGD01	2.20 cm	140cm	12	HINGED	AUTOMATIC ELECTRICAL OPERATED SLIDING ALUM. & GLASS DOOR
TGD02	220 cm	100cm	1	HINGED	ALUMINUM FRAME - TEMPERED GLASS - SINGLE DOOR
FRD09	220 cm	120 cm	1	HINGED	STEEL FLUSH DOOR - F.R.D - SINGLE LEAF
SD02	220 cm	180 cm	1	HINGED	STEEL FLUSH DOOR - DOUBLE DOOR - PUSH BAR
TGD03	220 cm	180cm	4	HINGED	FRAMELESS - TEMPERED GLASS - DOUBLE DOOR-PUSH BAR

WINDOWS SCHEDULE

NO.	TYPE	HANDLE	LENGTH	HIGHT	QTY.
W07	SPIDER SYSTEM GLASS PARTITION	SLIDING & FIXED CONTAIN 12 DOORS	131.00	3.25	1

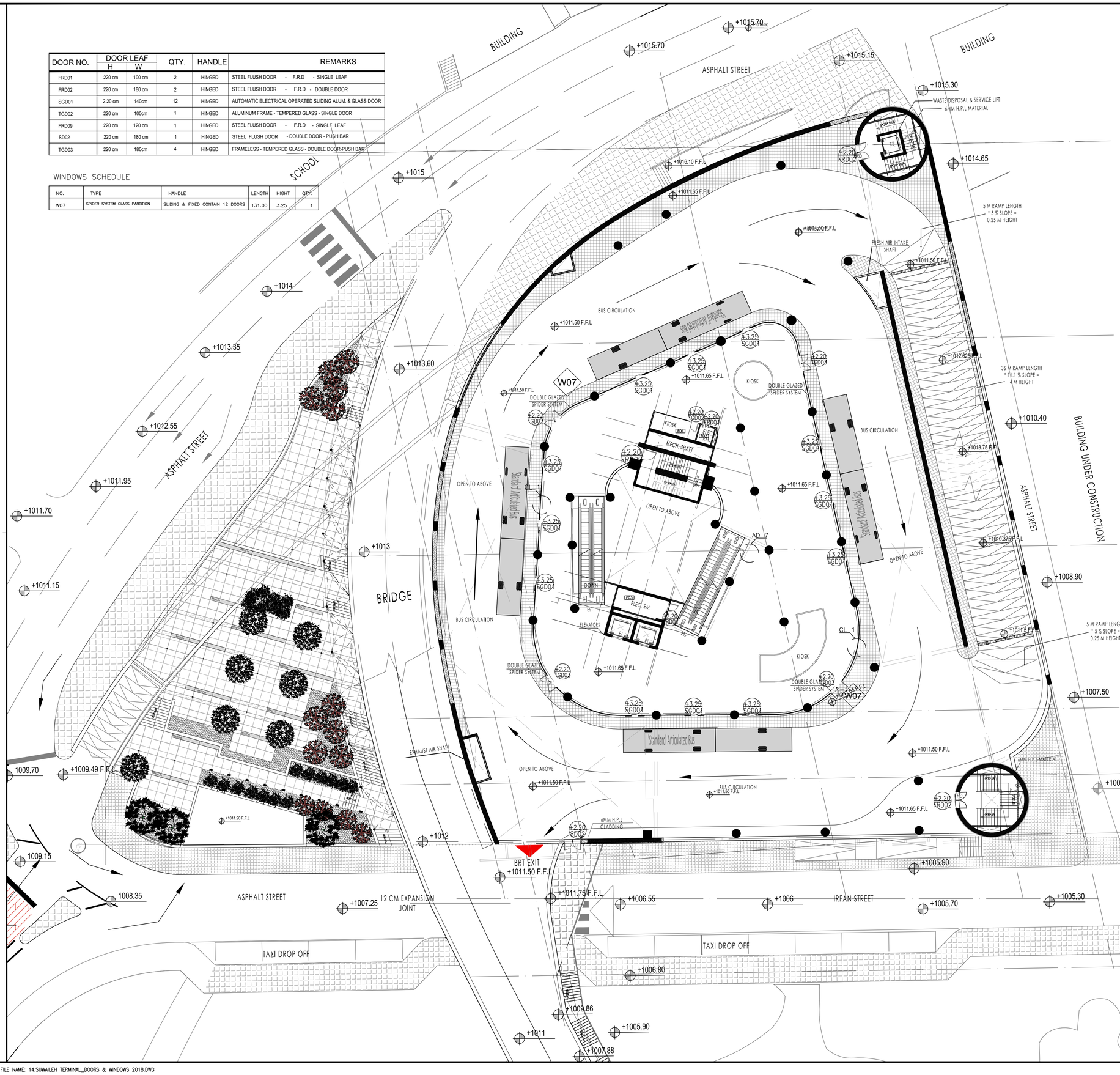

FOR BINDING

CLIENT

أمانة عمّان الكبرى

Greater Amman Municipality

PROJECT

Bus Rapid Transit (BRT) System in Amman

PACKAGE

Swuayleh Terminal

GENERAL NOTES AND LEGEND

NOTE :

* ALL DIMENSIONS ON ARCH. DRAWINGS ARE IN (cm) AND ALL LEVELS ARE IN (m) UNLESS OTHERWISE INDICATED.

* DO NOT REFERE TO ELEC. OR MECH. PLANS FOR ARCHITECTURAL INFORMATION.

* NO USE OF SCALE IS ALLOWED. ONLY FIGURED DIMENSIONS ARE TO BE TAKEN INTO CONSIDERATION.

* IN CASE OF DOORS AND WINDOWS DIMENSIONS SHOWS THE SIZE OF STRUCTURAL OPENINGS.

* SEVERAL FEATURES ARE SHOWN THAT ARE RELATED TO MEP PLANS. REFER TO THESE FOR MORE SPECIFIC DETAILS

KEY PLAN AND NORTH SIGN

PURPOSE OF ISSUE:

REVISED DRAWINGS

REVISION NOTES

* interior details to be resubmitted with the interior package

* BUS TRACK (DIMENSIONS, LEVELS, CURVES, ...) SHOWN ON THE DRAWINGS IS THE ORIGINAL WHICH WAS PROPOSED BY SDG AND NO CHANGES WERE MAKE TO IT. YET SDG TO REVISE AND CONFIRM THEIR DESIGN.

REV.	DESCRIPTION	DATE	DWN	CHKD	APPD
0	REVISED DRAWINGS	MAY 2019			

DESIGN TEAM

PRODUCED BY:	SIGNATURE:
DESIGNED BY: I.TAHHAN	SIGNATURE:
CHECKED BY: I.TAHHAN	SIGNATURE:
PROJECT MANAGER:	SIGNATURE:
DEPUTY DIRECTOR of ENG. AFFAIRS:	SIGNATURE:

DRAWING

DRAWING TITLE:

LEVEL 1011.5

Doors Schedule

THIS IS A CAD DRAWING AND MUST NOT BE ALTERED MANUALLY

ISSUE DATE: MAY 2019	SCALE: 1:200	ORIG. DWG SIZE: ( )	REV.
DRAWING NUMBER: ID-404	Sht. 80 of		0

THIS DRAWING IS THE COPYRIGHT OF CLIENT AND CONSULTANT AND MUST NOT BE RETAINED, COPIED OR USED WITHOUT THE AUTHORIZATION

CONSULTANT

Architectural Design: طحان وشناق tahhanandbushnaqconsultants

Structural Design: Esc Engineering Solutions & Consulting

Electromechanical Design: ACTIVE

CAD FILE NAME: 14.SUWAILEH TERMINAL_DOORS & WINDOWS 2018.DWG

DOOR NO.	DOOR LEAF H	DOOR LEAF W	QTY.	HANDLE	REMARKS
FRD01	220 cm	100 cm	2	HINGED	STEEL FLUSH DOOR - F.R.D - SINGLE LEAF
FRD02	220 cm	180 cm	4	HINGED	STEEL FLUSH DOOR - F.R.D - DOUBLE DOOR
ALD01	210 cm	80cm	12	HINGED	ALUM. - PVC
ALD02	210 cm	100cm	2	HINGED	ALUM. - PVC
TGD01	220 cm	200cm	3	HINGED	ALUMINUM FRAME - TEMPERED GLASS - DOUBLE DOOR
TGD02	220 cm	100cm	5	HINGED	ALUMINUM FRAME - TEMPERED GLASS - SINGLE DOOR
SD01	220 cm	100 cm	3	HINGED	STEEL FLUSH DOOR - SINGLE LEAF
TD01	220 cm	100cm	4	HINGED	WOOD DOOR - HPL LAMINATION
TD03	220 cm	110cm	2	HINGED	WOOD DOOR - HPL LAMINATION- ALUM. GRILL 600*600 POWDER COATED
FRD09	220 cm	120 cm	1	HINGED	STEEL FLUSH DOOR - F.R.D - SINGLE LEAF

WINDOWS SCHEDULE

NO.	TYPE	HANDLE	WIDTH	HIGHT	QTY.
W05	ALUMINUM GLASS WINDOW	FIXED AND HINGED	35.00	2.25	1
W06	ALUMINUM CURVED GLASS WINDOW	SLIDING	10.00	1.50	1
W011	SPIDER SYSTEM GLASS PARTITION	FIXED	56.00	1.50	1
W012	GLASS WINDOW	FIXED	6.70	1.50	1
W013	SPIDER SYSTEM GLASS PARTITION	FIXED	71.00	1.50	1

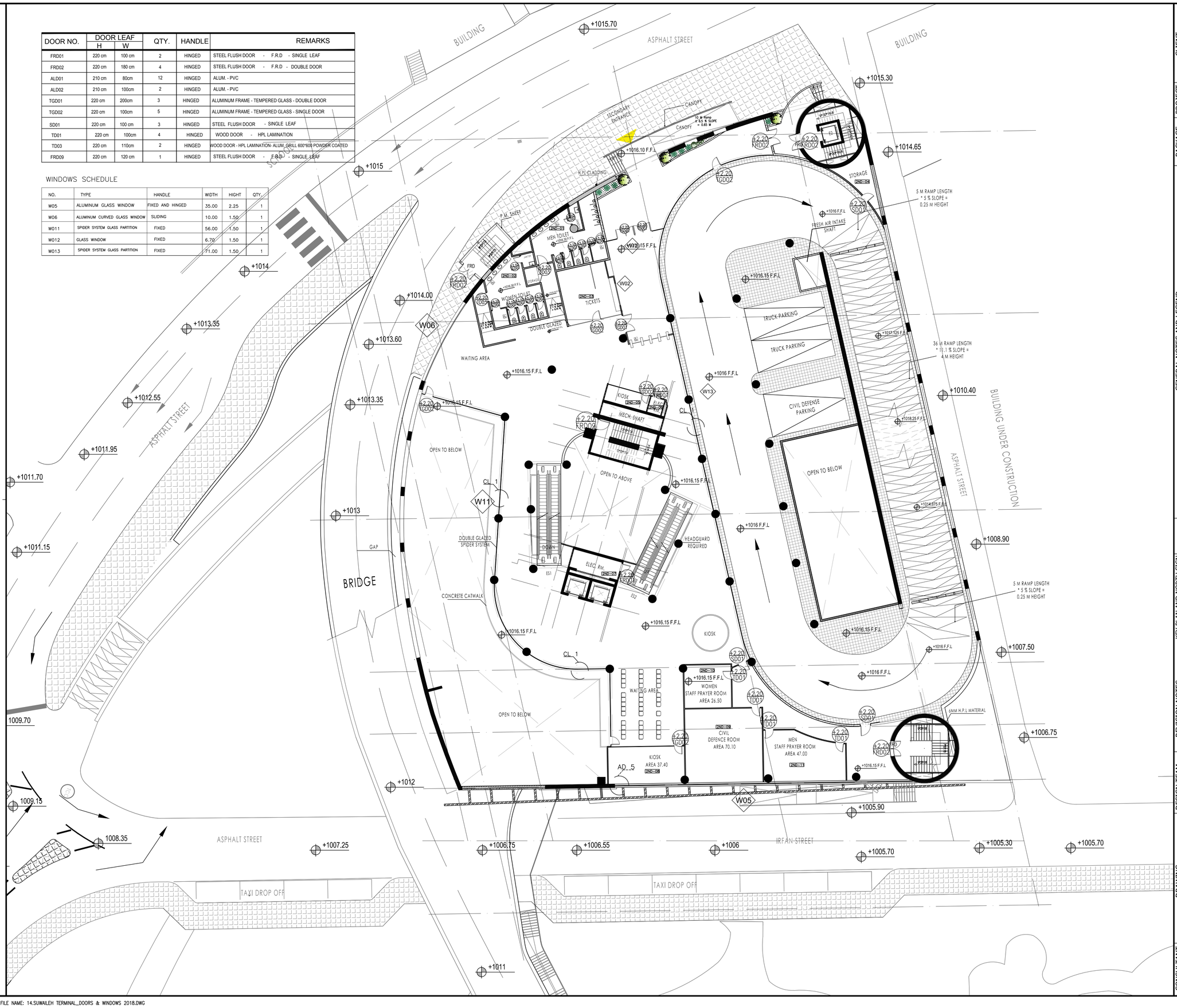

NOTE :

* ALL DIMENSIONS ON ARCH. DRAWINGS ARE IN (cm) AND ALL LEVELS ARE IN (m) UNLESS OTHERWISE INDICATED.

* DO NOT REFERE TO ELEC. OR MECH. PLANS FOR ARCHITECTURAL INFORMATION.

* NO USE OF SCALE IS ALLOWED. ONLY FIGURED DIMENSIONS ARE TO BE TAKEN INTO CONSIDERATION.

* IN CASE OF DOORS AND WINDOWS DIMENSIONS SHOWS THE SIZE OF STRUCTURAL OPENINGS.

* SEVERAL FEATURES ARE SHOWN THAT ARE RELATED TO MEP PLANS. REFER TO THESE FOR MORE SPECIFIC DETAILS

CLIENT

أمانة عمّان الكبرى

Greater Amman Municipality

PROJECT

Bus Rapid Transit (BRT) System in Amman

PACKAGE

Swuayleh Terminal

KEY PLAN AND NORTH SIGN

REVISION NOTES

* interior details to be resubmitted with the interior package

* BUS TRACK (DIMENSIONS, LEVELS, CURVES, ...) SHOWN ON THE DRAWINGS IS THE ORIGINAL WHICH WAS PROPOSED BY SDG AND NO CHANGES WERE MAKE TO IT. YET SDG TO REVISE AND CONFIRM THEIR DESIGN.

REV.	DESCRIPTION	DATE	DWN	CHKD	APPD
0	REVISED DRAWINGS	MAY 2019			

PURPOSE OF ISSUE: REVISED DRAWINGS

DESIGN TEAM

PRODUCED BY:	SIGNATURE:
DESIGNED BY: I.TAHHAN	SIGNATURE:
CHECKED BY: I.TAHHAN	SIGNATURE:
PROJECT MANAGER:	SIGNATURE:
DEPUTY DIRECTOR of ENG. AFFAIRS:	SIGNATURE:

DRAWING

DRAWING TITLE:

LEVEL 1016

Doors Schedule

THIS IS A CAD DRAWING AND MUST NOT BE ALTERED MANUALLY

ISSUE DATE: MAY 2019	SCALE: 1:200	ORIG. DWG SIZE: ( )	REV.
DRAWING NUMBER: ID-405	Sht. 81 of		0

THIS DRAWING IS THE COPYRIGHT OF CLIENT AND CONSULTANT AND MUST NOT BE RETAINED, COPIED OR USED WITHOUT THE AUTHORIZATION

CONSULTANT

Architectural Design: طحان وشلاق tahhanandbushnaqconsultants

Structural Design: Esc Engineering Solutions & Consulting

Electromechanical Design: ACTIVE ENGINEERING CONSULTANTS

CAD FILE NAME: 14.SUWAILEH TERMINAL_DOORS & WINDOWS 2018.DWG

DOOR NO.	DOOR LEAF H	DOOR LEAF W	QTY.	HANDLE	REMARKS
FRD01	220 cm	100 cm	2	HINGED	STEEL DOOR - F.R.D - SINGLE LEAF
FRD02	220 cm	180 cm	2	HINGED	STEEL FLUSH DOOR - F.R.D - SINGLE LEAF
TGD02	220 cm	100cm	1	HINGED	ALUMINUM FRAME - TEMPERED GLASS - SINGLE DOOR
SGD01	2.20cm	140cm	12	HINGED	ELECTRICAL OPERATED GLASS DOOR
FRD09	220 cm	120 cm	2	HINGED	STEEL FLUSH DOOR - F.R.D - SINGLE LEAF
TGD03	220 cm	180cm	4	HINGED	FRAMELESS - TEMPERED GLASS - DOUBLE DOOR-PUSH BAR

WINDOWS SCHEDULE

NO.	TYPE	HANDLE	LENGTH	HIGHT	QTY.
W07	ALUMINUM CURVED GLASS WINDOW	SLIDING & FIXED CONTAIN 12 DOORS	131.00	3.25	1

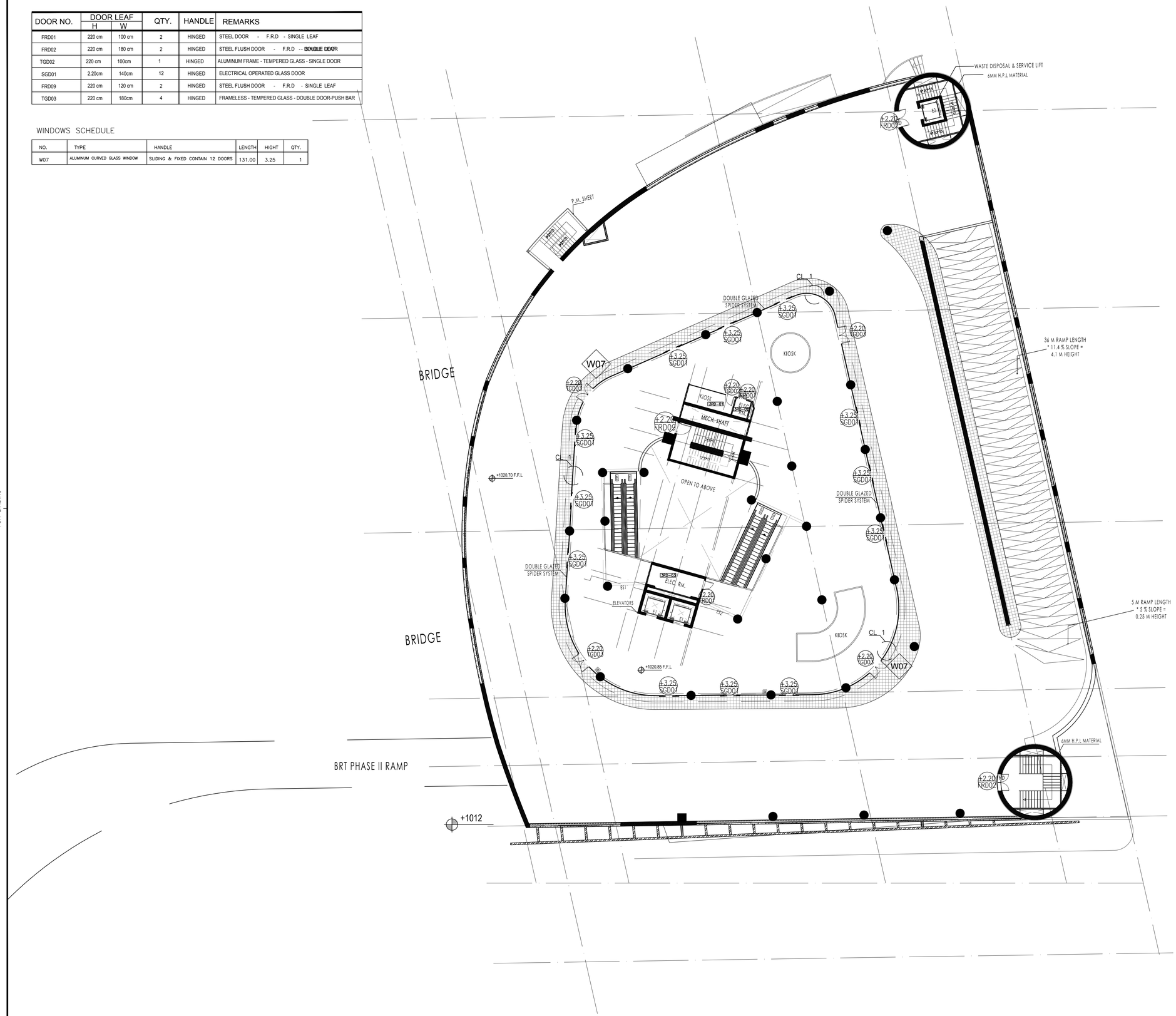

FOR BINDING

CAD FILE NAME: 14.SUWAILEH TERMINAL_DOORS & WINDOWS 2018.DWG

CLIENT

Greater Amman Municipality

PROJECT

Bus Rapid Transit (BRT) System in Amman

PACKAGE

Swuayleh Terminal

GENERAL NOTES AND LEGEND

NOTE :

* ALL DIMENSIONS ON ARCH. DRAWINGS ARE IN (cm) AND ALL LEVELS ARE IN (m) UNLESS OTHERWISE INDICATED.

* DO NOT REFERE TO ELEC. OR MECH. PLANS FOR ARCHITECTURAL INFORMATION.

* NO USE OF SCALE IS ALLOWED. ONLY FIGURED DIMENSIONS ARE TO BE TAKEN INTO CONSIDERATION.

* IN CASE OF DOORS AND WINDOWS DIMENSIONS SHOWS THE SIZE OF STRUCTURAL OPENINGS.

* SEVERAL FEATURES ARE SHOWN THAT ARE RELATED TO MEP PLANS. REFER TO THESE FOR MORE SPECIFIC DETAILS

KEY PLAN AND NORTH SIGN

PURPOSE OF ISSUE: REVISED DRAWINGS

REVISION NOTES

* interior details to be resubmitted with the interior package

* BUS TRACK (DIMENSIONS, LEVELS, CURVES, ...) SHOWN ON THE DRAWINGS IS THE ORIGINAL WHICH WAS PROPOSED BY SDG AND NO CHANGES WERE MAKE TO IT. YET SDG TO REVISE AND CONFIRM THEIR DESIGN.

REV.	DESCRIPTION	DATE	DWN	CHKD	APPD
0	REVISED DRAWINGS	MAY 2019			

DESIGN TEAM

PRODUCED BY:	SIGNATURE:
DESIGNED BY: I.TAHHAN	SIGNATURE:
CHECKED BY: I.TAHHAN	SIGNATURE:
PROJECT MANAGER:	SIGNATURE:
DEPUTY DIRECTOR of ENG. AFFAIRS:	SIGNATURE:

DRAWING

DRAWING TITLE:

LEVEL 1020.5

Doors Schedule

THIS IS A CAD DRAWING AND MUST NOT BE ALTERED MANUALLY

ISSUE DATE: MAY 2019	SCALE: 1:200	ORIG. DWG SIZE: ( )	REV.
DRAWING NUMBER: ID-406	Sht. 83 of		0

THIS DRAWING IS THE COPYRIGHT OF CLIENT AND CONSULTANT AND MUST NOT BE RETAINED, COPIED OR USED WITHOUT THE AUTHORIZATION

CONSULTANT

Architectural Design: طحان وشناق tahhanandbushnaqconsultants

Structural Design: Esc Engineering Solutions & Consulting

Electromechanical Design: ACTIVE

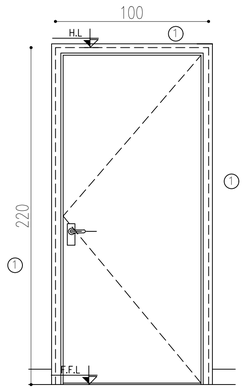

FRD01	STEEL FRAME	HINGED	FIRE RATED DOOR FLUSH DOOR	QUANTITY 12
	STEEL LEAF	SINGLE LEAF	INTERNAL DOOR	SCALE : 1/20

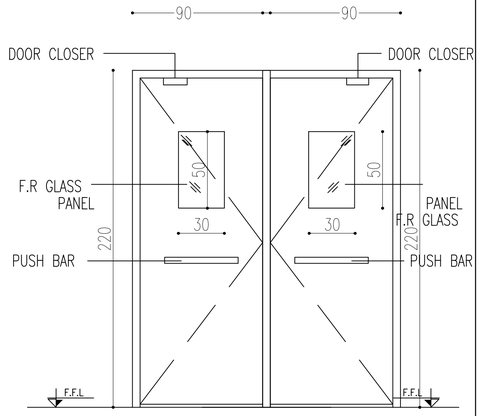

FRD02	STEEL FRAME	HINGED	FIRE RATED DOOR FLUSH DOOR	QUANTITY 11
	STEEL LEAF	DOUBLE LEAF	INTERNAL DOOR	SCALE : 1/20

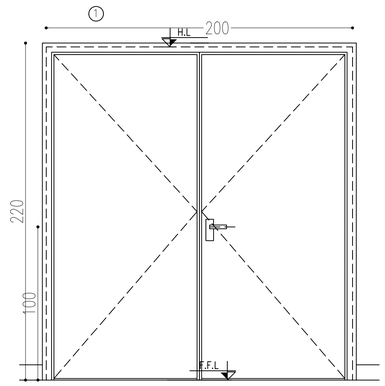

FRD03	STEEL FRAME	HINGED	FIRE RATED DOOR FLUSH DOOR	QUANTITY 1
	STEEL LEAF	DOUBLE DOOR	INTERNAL DOOR	SCALE : 1/20

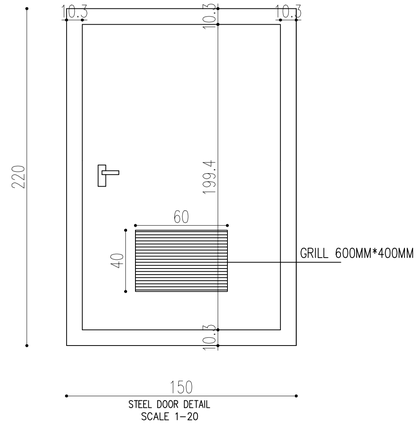

STEEL DOOR DETAIL
SCALE 1-20

FRD05	STEEL FRAME	HINGED	LOUVERED FLUSH DOOR	QUANTITY 1
	STEEL LEAF	SINGLE LEAF	INTERNAL DOOR	SCALE : 1/20

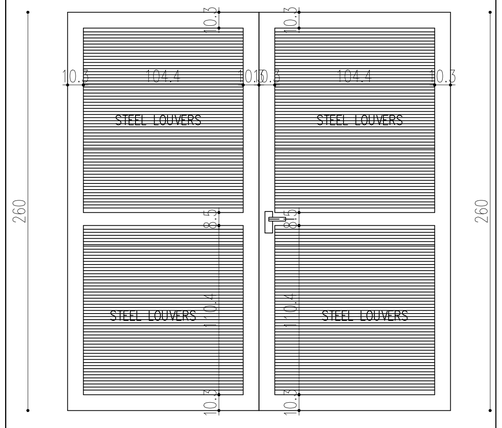

STEEL DOOR DETAIL
SCALE 1-20

STEEL DOOR DETAIL
SCALE 1-20

FRD06	STEEL FRAME	HINGED		QUANTITY 2
	STEEL LEAF	DOUBLE LOUVER DOOR	INTERNAL DOOR	SCALE : 1/20

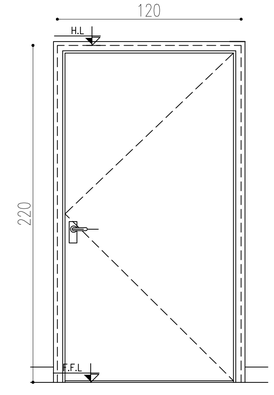

FRD07	STEEL FRAME	HINGED	FIRE RATED DOOR FLUSH DOOR	QUANTITY 2
	STEEL LEAF	SINGLE LEAF	INTERNAL DOOR	SCALE : 1/20

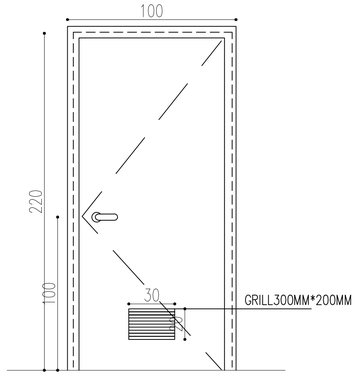

FRD08	STEEL FRAME	HINGED	FRD FLUSH DOOR	QUANTITY 1
	STEEL LEAF	SINGLE LEAF	INTERNAL DOOR	SCALE : 1/20

FOR BINDING

CLIENT

أمانة عمّان الكبرى

Greater Amman Municipality

PROJECT

Bus Rapid Transit (BRT) System in Amman

PACKAGE

Swuayleh Terminal

GENERAL NOTES AND LEGEND

NOTE :

* ALL DIMENSIONS ON ARCH. DRAWINGS ARE IN (cm) AND ALL LEVELS ARE IN (m) UNLESS OTHERWISE INDICATED.

* DO NOT REFERE TO ELEC. OR MECH. PLANS FOR ARCHITECTURAL INFORMATION.

* NO USE OF SCALE IS ALLOWED. ONLY FIGURED DIMENSIONS ARE TO BE TAKEN INTO CONSIDERATION.

* IN CASE OF DOORS AND WINDOWS DIMENSIONS SHOWS THE SIZE OF STRUCTURAL OPENINGS.

* SEVERAL FEATURES ARE SHOWN THAT ARE RELATED TO MEP PLANS. REFER TO THESE FOR MORE SPECIFIC DETAILS

KEY PLAN AND NORTH SIGN

PURPOSE OF ISSUE:

REVISED DRAWINGS

REVISION NOTES

* interior details to be resubmitted with the interior package

* BUS TRACK (DIMENSIONS, LEVELS, CURVES, ...) SHOWN ON THE DRAWINGS IS THE ORIGINAL WHICH WAS PROPOSED BY SDG AND NO CHANGES WERE MAKE TO IT. YET SDG TO REVISE AND CONFIRM THEIR DESIGN.

REV.	DESCRIPTION	DATE	DWN	CHKD	APPD
0	REVISED DRAWINGS	MAY 2019			

DESIGN TEAM

PRODUCED BY:	SIGNATURE:
DESIGNED BY: I.TAHHAN	SIGNATURE:
CHECKED BY: I.TAHHAN	SIGNATURE:
PROJECT MANAGER:	SIGNATURE:
DEPUTY DIRECTOR of ENG. AFFAIRS:	SIGNATURE:

DRAWING

DRAWING TITLE:

DOORS DETAILS (1)

THIS IS A CAD DRAWING AND MUST NOT BE ALTERED MANUALLY

ISSUE DATE: MAY 2019	SCALE:1:100	ORIG. DWG SIZE: ( )	REV.
DRAWING NUMBER: ID-407	Sht. 84 of		0

THIS DRAWING IS THE COPYRIGHT OF CLIENT AND CONSULTANT AND MUST NOT BE RETAINED, COPIED OR USED WITHOUT THE AUTHORIZATION

CONSULTANT

Architectural Design: طحان وشناق tahhanandbushnaqconsultants

Structural Design: Esc Engineering Solutions & Consulting

Electromechanical Design: ACTIVE

CAD FILE NAME: 14.SUWAILEH TERMINAL_DOORS & WINDOWS 2018.DWG

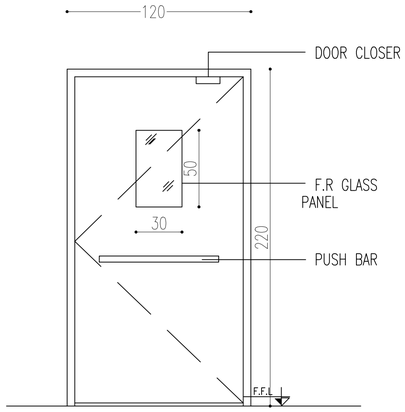

FRD09	STEEL FRAME	HINGED	FIRE RATED DOOR	QUANTITY 7
	STEEL LEAF	SINGLE LEAF	INTERNAL DOOR STAIRCASE DOOR	SCALE : 1/20

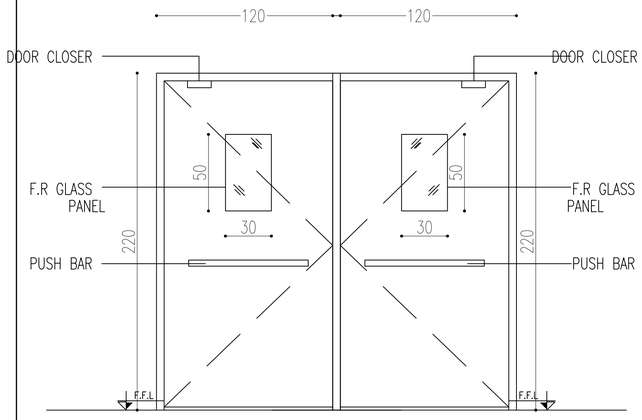

FRD11	STEEL FRAME	HINGED	FIRE RATED DOOR FLUSH DOOR	QUANTITY 1
	STEEL LEAF	SINGLE LEAF	INTERNAL DOOR	SCALE : 1/20

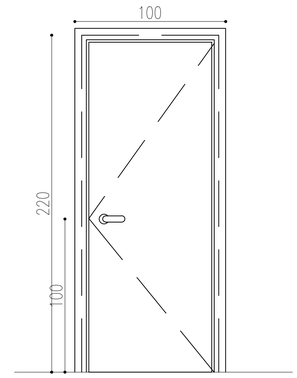

TD01	WOOD DOOR FRAME	HINGED	TEMPERED DOOR	QUANTITY 6
	HPL LAMINATION DOOR LEAF	SINGLE LEAF	INTERNAL DOOR	SCALE : 1/20

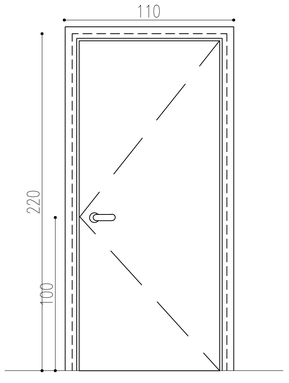

TD02	WOOD DOOR FRAME	HINGED	TEMPERED DOOR	QUANTITY 5
	HPL LAMINATION DOOR LEAF	SINGLE LEAF	INTERNAL DOOR	SCALE : 1/20

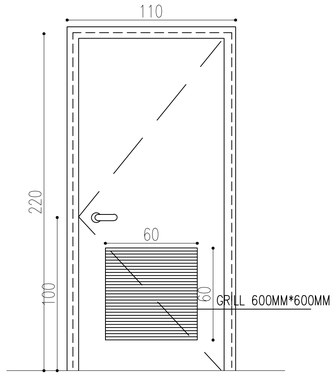

TD03	WOOD DOOR FRAME	HINGED	TEMPERED DOOR	QUANTITY 6
	HPL LAMINATION DOOR LEAF	SINGLE LEAF	INTERNAL DOOR	SCALE : 1/20

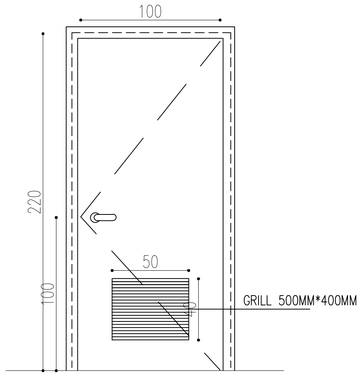

TD04	WOOD DOOR FRAME	HINGED	TEMPERED DOOR	QUANTITY 1
	HPL LAMINATION DOOR LEAF	SINGLE LEAF	INTERNAL DOOR	SCALE : 1/20

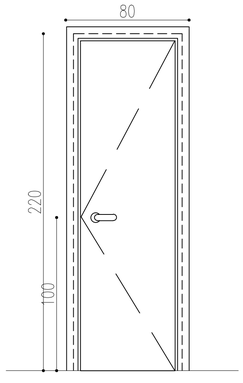

TD05	WOOD DOOR FRAME	HINGED	TEMPERED DOOR	QUANTITY 2
	HPL LAMINATION DOOR LEAF	SINGLE LEAF	INTERNAL DOOR	SCALE : 1/20

FOR BINDING

CLIENT

أمانة عمّان الكبرى

Greater Amman Municipality

PROJECT

Bus Rapid Transit (BRT) System in Amman

PACKAGE

Swuayleh Terminal

GENERAL NOTES AND LEGEND

NOTE :

* ALL DIMENSIONS ON ARCH. DRAWINGS ARE IN (cm) AND ALL LEVELS ARE IN (m) UNLESS OTHERWISE INDICATED.

* DO NOT REFERE TO ELEC. OR MECH. PLANS FOR ARCHITECTURAL INFORMATION.

* NO USE OF SCALE IS ALLOWED. ONLY FIGURED DIMENSIONS ARE TO BE TAKEN INTO CONSIDERATION.

* IN CASE OF DOORS AND WINDOWS DIMENSIONS SHOWS THE SIZE OF STRUCTURAL OPENINGS.

* SEVERAL FEATURES ARE SHOWN THAT ARE RELATED TO MEP PLANS. REFER TO THESE FOR MORE SPECIFIC DETAILS

KEY PLAN AND NORTH SIGN

PURPOSE OF ISSUE:

REVISED DRAWINGS

REVISION NOTES

* interior details to be resubmitted with the interior package

* BUS TRACK (DIMENSIONS, LEVELS, CURVES, ...) SHOWN ON THE DRAWINGS IS THE ORIGINAL WHICH WAS PROPOSED BY SDG AND NO CHANGES WERE MAKE TO IT. YET SDG TO REVISE AND CONFIRM THEIR DESIGN.

REV.	DESCRIPTION	DATE	DWN	CHKD	APPD
0	REVISED DRAWINGS	MAY 2019			

DESIGN TEAM

PRODUCED BY:	SIGNATURE:
DESIGNED BY: I.TAHHAN	SIGNATURE:
CHECKED BY: I.TAHHAN	SIGNATURE:
PROJECT MANAGER:	SIGNATURE:
DEPUTY DIRECTOR of ENG. AFFAIRS:	SIGNATURE:

DRAWING

DRAWING TITLE:

DOORS DETAILS (2)

THIS IS A CAD DRAWING AND MUST NOT BE ALTERED MANUALLY

ISSUE DATE: MAY 2019	SCALE:1:200	ORIG. DWG SIZE: ( )	REV.
DRAWING NUMBER: ID-408	Sht. 85 of		0

THIS DRAWING IS THE COPYRIGHT OF CLIENT AND CONSULTANT AND MUST NOT BE RETAINED, COPIED OR USED WITHOUT THE AUTHORIZATION

CONSULTANT

Architectural Design: طحان وشناق tahhan&ashnaqconsultants

Structural Design: Esc Engineering Solutions & Consulting

Electromechanical Design: ACTIVE

CAD FILE NAME: 14.SUWAILEH TERMINAL_DOORS & WINDOWS 2018.DWG

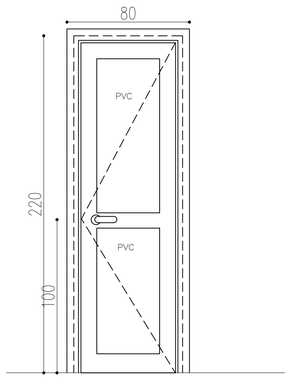

ALD01	ALUM. PVC	HINGED		QUANTITY 25
		SINGLE LEAF	TOILETS DOOR	SCALE : 1/20

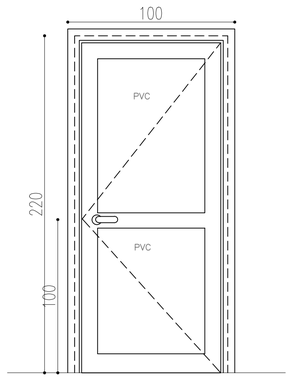

ALD02	ALUM. PVC	HINGED		QUANTITY 4
		SINGLE LEAF	TOILETS DOOR	SCALE : 1/20

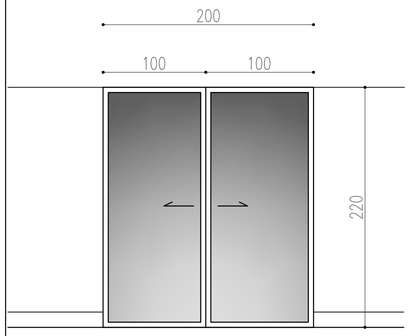

SGD01	ALUMINUM FRAME	SLIDING DOOR WITH ELECTRIC MOTOR	TEMPERED GLASS	QUANTITY 36
	TEMPERED GLASS DOOR LEAF	DOUBLE DOOR	INTERNAL DOOR	SCALE : 1/30

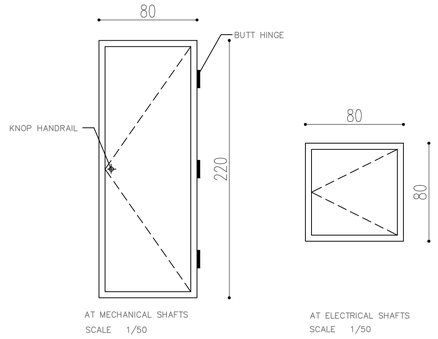

RSD01	STEEL FRAME	INVISIBLE AMERICAN HINGE	ACCESS PANEL DOORS FRD	QUANTITY 2
	STEEL LEAF	SINGLE LEAF	INTERNAL DOOR	SCALE : 1/50

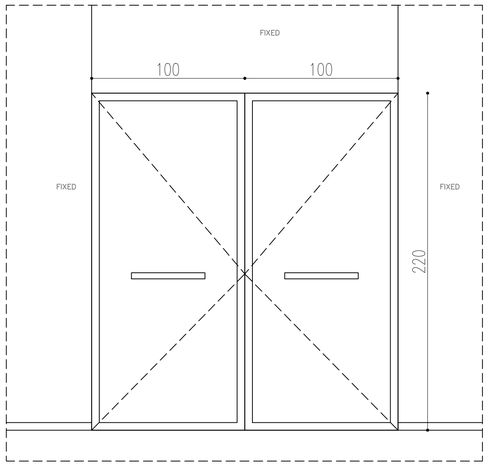

TGD01	ALUMINUM FRAME	HINGED	TEMPERED GLASS	QUANTITY 9
	TEMPERED GLASS DOOR LEAF	DOUBLE DOOR	INTERNAL DOOR	SCALE : 1/20

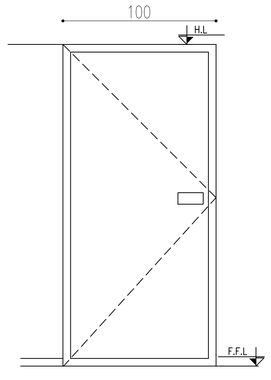

TGD02	ALUMINUM FRAME	HINGED	TEMPERED GLASS	QUANTITY 12
	TEMPERED GLASS DOOR LEAF	SINGLE LEAF	INTERNAL DOOR	SCALE : 1/20

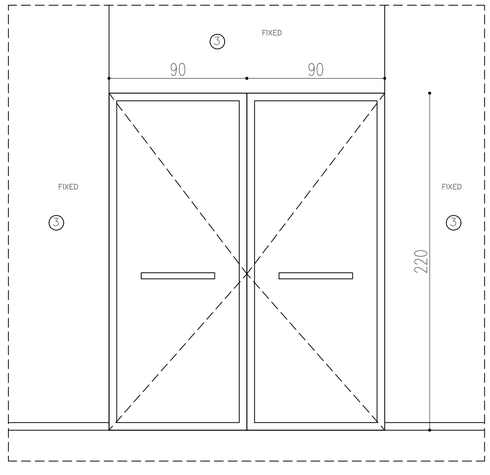

TGD03	ALUMINUM FRAME	HINGED	TEMPERED GLASS	QUANTITY 13
	TEMPERED GLASS DOOR LEAF	DOUBLE DOOR	INTERNAL DOOR	SCALE : 1/20

FOR BINDING

CLIENT

أمانة عمّان الكبرى

Greater Amman Municipality

PROJECT

Bus Rapid Transit (BRT) System in Amman

PACKAGE

Swuayleh Terminal

GENERAL NOTES AND LEGEND

NOTE :

* ALL DIMENSIONS ON ARCH. DRAWINGS ARE IN (cm) AND ALL LEVELS ARE IN (m) UNLESS OTHERWISE INDICATED.

* DO NOT REFERE TO ELEC. OR MECH. PLANS FOR ARCHITECTURAL INFORMATION.

* NO USE OF SCALE IS ALLOWED. ONLY FIGURED DIMENSIONS ARE TO BE TAKEN INTO CONSIDERATION.

* IN CASE OF DOORS AND WINDOWS DIMENSIONS SHOWS THE SIZE OF STRUCTURAL OPENINGS.

* SEVERAL FEATURES ARE SHOWN THAT ARE RELATED TO MEP PLANS. REFER TO THESE FOR MORE SPECIFIC DETAILS

KEY PLAN AND NORTH SIGN

PURPOSE OF ISSUE:

REVISED DRAWINGS

REVISION NOTES

* interior details to be resubmitted with the interior package

* BUS TRACK (DIMENSIONS, LEVELS, CURVES, ...) SHOWN ON THE DRAWINGS IS THE ORIGINAL WHICH WAS PROPOSED BY SDG AND NO CHANGES WERE MAKE TO IT. YET SDG TO REVISE AND CONFIRM THEIR DESIGN.

REV.	DESCRIPTION	DATE	DWN	CHKD	APPD
0	REVISED DRAWINGS	MAY 2019			

DESIGN TEAM

PRODUCED BY:	SIGNATURE:
DESIGNED BY: I.TAHHAN	SIGNATURE:
CHECKED BY: I.TAHHAN	SIGNATURE:
PROJECT MANAGER:	SIGNATURE:
DEPUTY DIRECTOR of ENG. AFFAIRS:	SIGNATURE:

DRAWING

DRAWING TITLE:

DOORS DETAILS (3)

THIS IS A CAD DRAWING AND MUST NOT BE ALTERED MANUALLY

ISSUE DATE: MAY 2019	SCALE:1:200	ORIG. DWG SIZE: ( )	REV.
DRAWING NUMBER: ID-409	Sht. 86 of		0

THIS DRAWING IS THE COPYRIGHT OF CLIENT AND CONSULTANT AND MUST NOT BE RETAINED, COPIED OR USED WITHOUT THE AUTHORIZATION

CONSULTANT

Architectural Design: طحان وشناق tahhanandbushnaqconsultants

Structural Design: Esc Engineering Solutions & Consulting

Electromechanical Design: ACTIVE

CAD FILE NAME: 14.SUWAILEH TERMINAL_DOORS & WINDOWS 2018.DWG

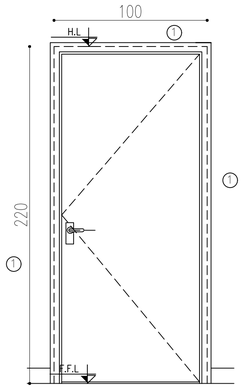

SD01	STEEL FRAME HINGED	FLUSH DOOR	QUANTITY 9	
	STEEL LEAF SINGLE LEAF	INTERNAL DOOR	SCALE : 1/20	

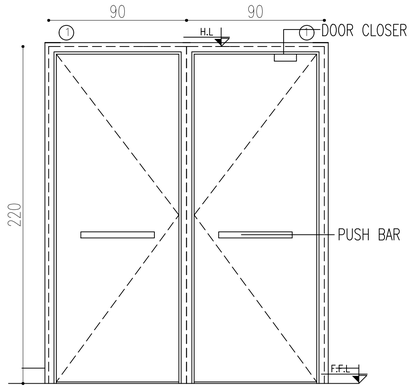

SD02	STEEL FRAME HINGED	FLUSH DOOR	QUANTITY 3	
	STEEL LEAF SINGLE LEAF	INTERNAL DOOR	SCALE : 1/20	

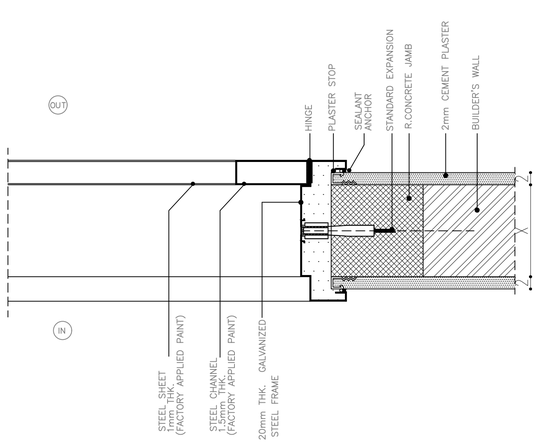

D02	SECTIONAL PLAN		
	STEEL DOOR	SCALE : 1/5	

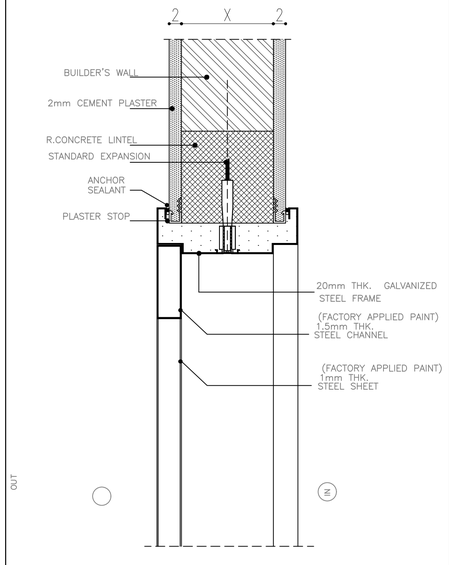

D03	SECTION		
	STEEL DOOR HEAD DETAIL		

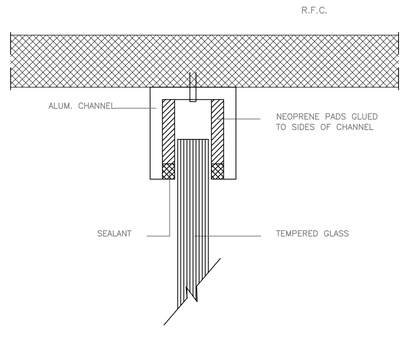

D04	SECTION		
	TEMPERED GLASS FIXING	SCALE 1 : 2	

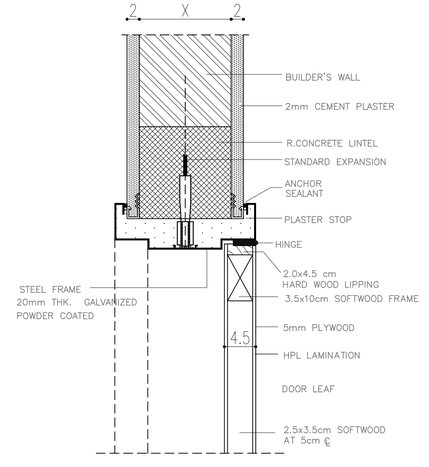

D05	SECTION	FLUSH WOOD DOOR	
	TEMPERED DOOR	SCALE : 1/5	

FOR BINDING

CLIENT

أمانة عمّان الكبرى

Greater Amman Municipality

PROJECT

Bus Rapid Transit (BRT) System in Amman

PACKAGE

Swuayleh Terminal

GENERAL NOTES AND LEGEND

NOTE :

* ALL DIMENSIONS ON ARCH. DRAWINGS ARE IN (cm) AND ALL LEVELS ARE IN (m) UNLESS OTHERWISE INDICATED.

* DO NOT REFERE TO ELEC. OR MECH. PLANS FOR ARCHITECTURAL INFORMATION.

* NO USE OF SCALE IS ALLOWED. ONLY FIGURED DIMENSIONS ARE TO BE TAKEN INTO CONSIDERATION.

* IN CASE OF DOORS AND WINDOWS DIMENSIONS SHOWS THE SIZE OF STRUCTURAL OPENINGS.

* SEVERAL FEATURES ARE SHOWN THAT ARE RELATED TO MEP PLANS. REFER TO THESE FOR MORE SPECIFIC DETAILS

KEY PLAN AND NORTH SIGN

PURPOSE OF ISSUE: REVISED DRAWINGS

REVISION NOTES

* interior details to be resubmitted with the interior package

* BUS TRACK (DIMENSIONS, LEVELS, CURVES, ...) SHOWN ON THE DRAWINGS IS THE ORIGINAL WHICH WAS PROPOSED BY SDG AND NO CHANGES WERE MAKE TO IT. YET SDG TO REVISE AND CONFIRM THEIR DESIGN.

REV.	DESCRIPTION	DATE	DWN	CHKD	APPD
0	REVISED DRAWINGS	MAY 2019			

DESIGN TEAM

PRODUCED BY:	SIGNATURE:
DESIGNED BY: I.TAHHAN	SIGNATURE:
CHECKED BY: I.TAHHAN	SIGNATURE:
PROJECT MANAGER:	SIGNATURE:
DEPUTY DIRECTOR of ENG. AFFAIRS:	SIGNATURE:

DRAWING

DRAWING TITLE:

DOORS DETAILS (4)

THIS IS A CAD DRAWING AND MUST NOT BE ALTERED MANUALLY

ISSUE DATE: MAY 2019	SCALE:1:200	ORIG. DWG SIZE: ( )	REV.
DRAWING NUMBER: ID-410	Sht. 87 of		0

THIS DRAWING IS THE COPYRIGHT OF CLIENT AND CONSULTANT AND MUST NOT BE RETAINED, COPIED OR USED WITHOUT THE AUTHORIZATION

CONSULTANT

Architectural Design: طحان وشناق tahhanandbushnaqconsultants

Structural Design: Esc Engineering Solutions & Consulting

Electromechanical Design: ACTIVE

CAD FILE NAME: 14.SUWAILEH TERMINAL_DOORS & WINDOWS 2018.DWG

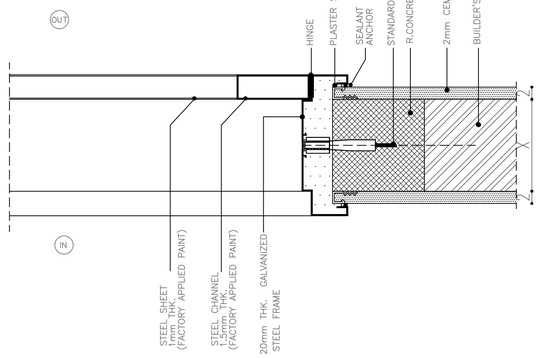

D06 | SECTION AND JAMB DETAIL | SCALE 1/5
ACCESS PANEL DOORS & STEEL DOOR FRD

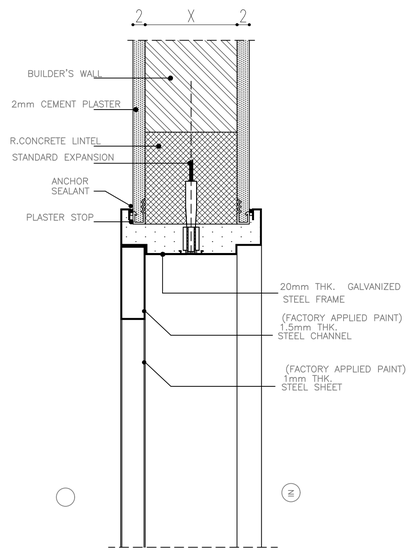

D07 | SECTION HEAD DETAIL | SCALE 1/5
ACCESS PANEL DOORS & STEEL DOOR FRD

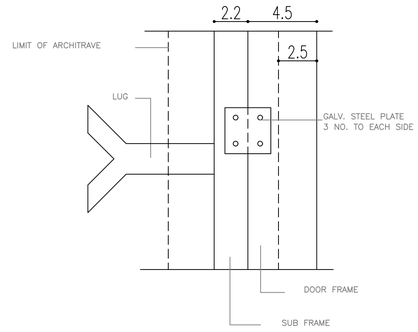

D08 | WOOD DOORS FIXING | DETAIL OF LUG
SCALE 1 : 2

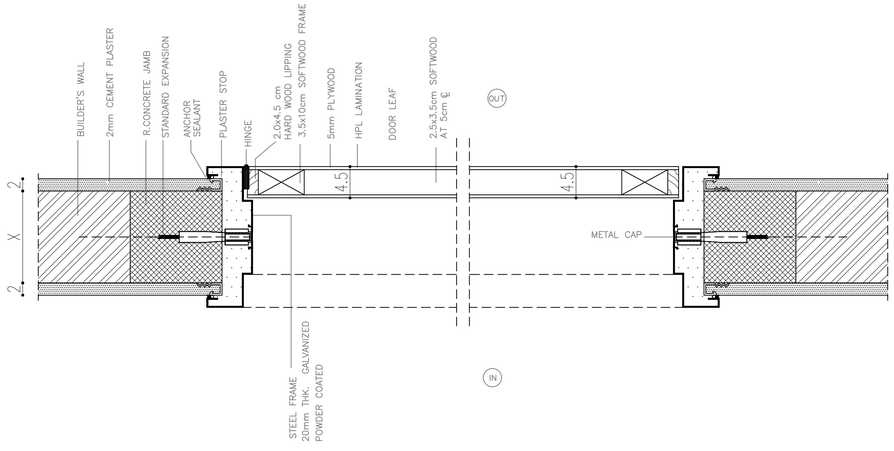

PLAN

D01 | SECTIONAL PLAN | FLUSH WOOD DOOR | TEMPERED DOOR | SCALE : 1/5

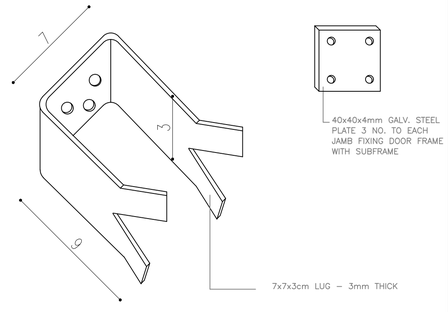

D09 | WOOD DOORS FIXING | DETAIL OF LUG
SCALE 1 : 2

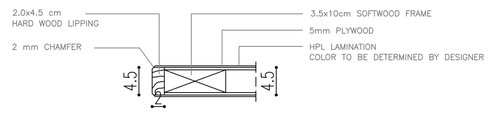

D10 | DOOR LEAF DETAIL
SCALE 1 : 5

FOR BINDING

CLIENT

أمانة عمّان الكبرى

Greater Amman Municipality

PROJECT

Bus Rapid Transit (BRT) System in Amman

PACKAGE

Swuayleh Terminal

GENERAL NOTES AND LEGEND

NOTE :

* ALL DIMENSIONS ON ARCH. DRAWINGS ARE IN (cm) AND ALL LEVELS ARE IN (m) UNLESS OTHERWISE INDICATED.

* DO NOT REFERE TO ELEC. OR MECH. PLANS FOR ARCHITECTURAL INFORMATION.

* NO USE OF SCALE IS ALLOWED. ONLY FIGURED DIMENSIONS ARE TO BE TAKEN INTO CONSIDERATION.

* IN CASE OF DOORS AND WINDOWS DIMENSIONS SHOWS THE SIZE OF STRUCTURAL OPENINGS.

* SEVERAL FEATURES ARE SHOWN THAT ARE RELATED TO MEP PLANS. REFER TO THESE FOR MORE SPECIFIC DETAILS

KEY PLAN AND NORTH SIGN

PURPOSE OF ISSUE: REVISED DRAWINGS

REVISION NOTES

* interior details to be resubmitted with the interior package

* BUS TRACK (DIMENSIONS, LEVELS, CURVES, ...) SHOWN ON THE DRAWINGS IS THE ORIGINAL WHICH WAS PROPOSED BY SDG AND NO CHANGES WERE MAKE TO IT. YET SDG TO REVISE AND CONFIRM THEIR DESIGN.

REV.	DESCRIPTION	DATE	DWN	CHKD	APPD
0	REVISED DRAWINGS	MAY 2019			

DESIGN TEAM

PRODUCED BY:	SIGNATURE:
DESIGNED BY: I.TAHHAN	SIGNATURE:
CHECKED BY: I.TAHHAN	SIGNATURE:
PROJECT MANAGER:	SIGNATURE:
DEPUTY DIRECTOR of ENG. AFFAIRS:	SIGNATURE:

DRAWING

DRAWING TITLE:

DOORS DETAILS (5)

THIS IS A CAD DRAWING AND MUST NOT BE ALTERED MANUALLY

ISSUE DATE: MAY 2019	SCALE:1:200	ORIG. DWG SIZE: ( )	REV.
DRAWING NUMBER: ID-411	Sht. 85 of		0

THIS DRAWING IS THE COPYRIGHT OF CLIENT AND CONSULTANT AND MUST NOT BE RETAINED, COPIED OR USED WITHOUT THE AUTHORIZATION

CONSULTANT

Architectural Design: طحان وشناق tahhanandbushnaqconsultants

Structural Design: Esc Engineering Solutions & Consulting

Electromechanical Design: ACTIVE ENGINEERING CONSULTANTS

CAD FILE NAME: 14.SUWAILEH TERMINAL_DOORS & WINDOWS 2018.DWG

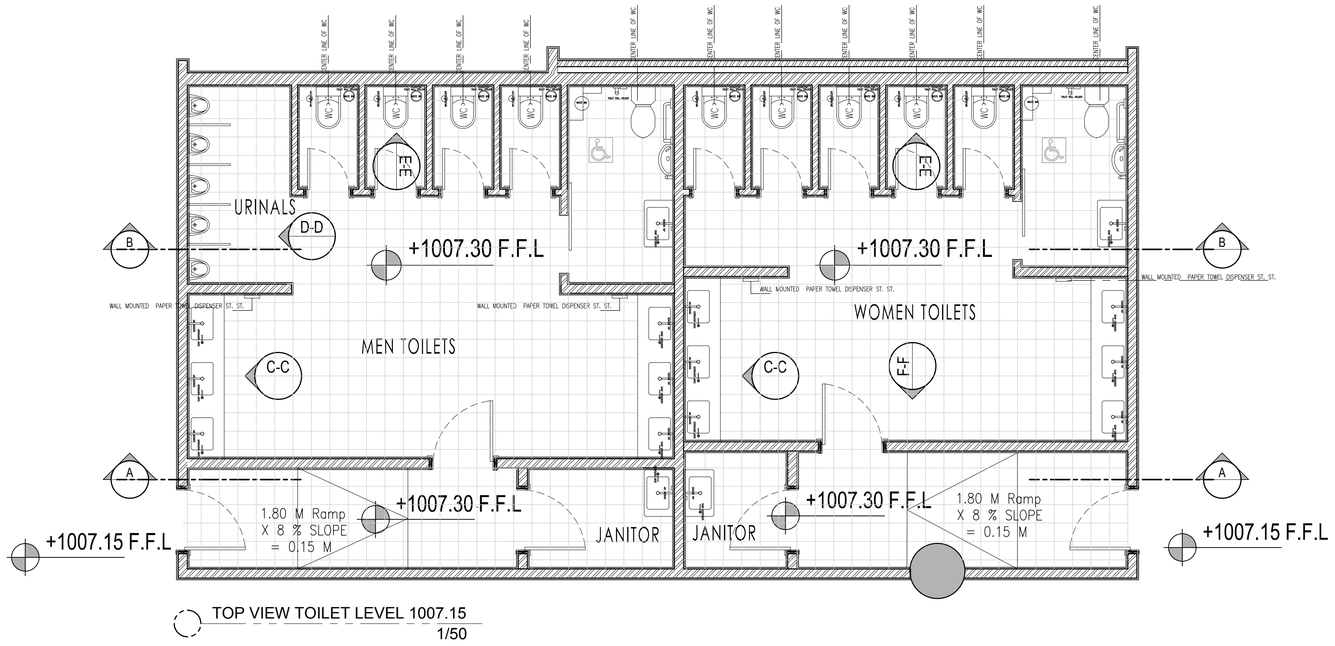

TOP VIEW TOILET LEVEL 1007.15
1/50

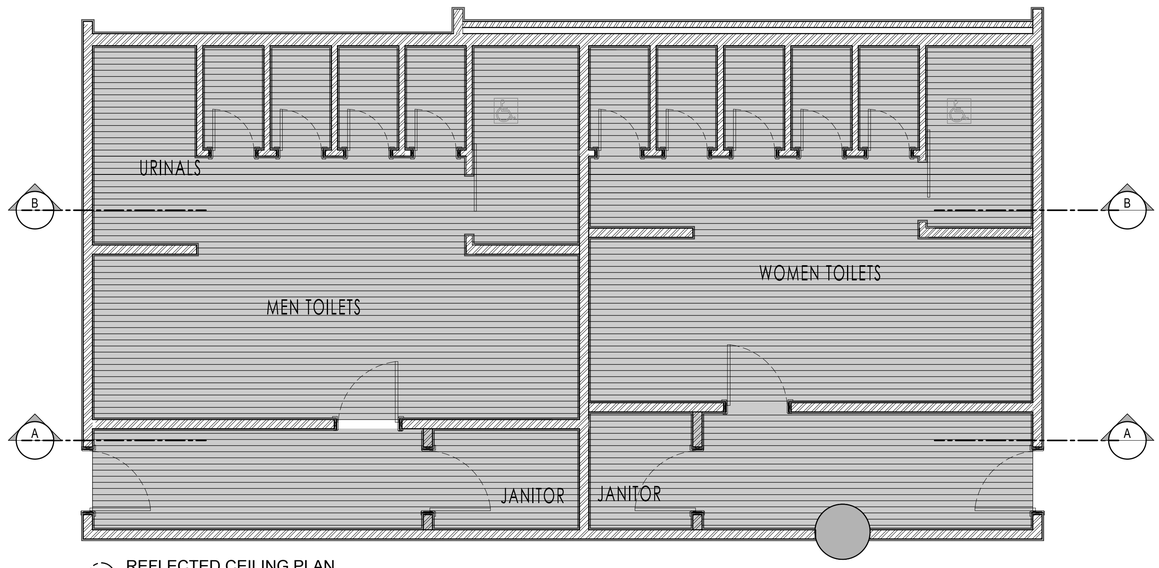

REFLECTED CEILING PLAN
1/50

FOR BINDING

CLIENT

أمانة عمّان الكبرى

Greater Amman Municipality

PROJECT

Bus Rapid Transit (BRT) System in Amman

PACKAGE

Swuayleh Terminal

GENERAL NOTES AND LEGEND

NOTE :

* TILING 30*30 CERAMIC TILES
FLOOR : WHITE CERAMIC
WALLS : GREY CERAMIC

* SINK MIXERS : PUSH BOTTOM
TOILETS FIXTURES : HANGING
SINKS : CERAMIC UNDER COUNTER WITH VANITY TOP
VANITY TOP : ABOVE SINK

* FALSE CEILING METAL STRIPES 10CM

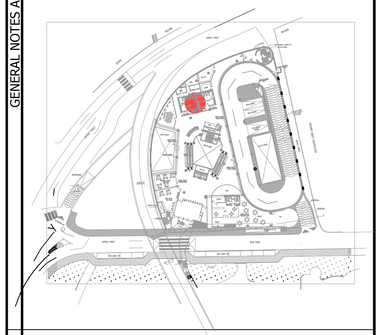

PURPOSE OF ISSUE:

REVISED DRAWINGS

KEY PLAN AND NORTH SIGN

REVISION NOTES

* interior details to be resubmitted with the interior package

* BUS TRACK (DIMENSIONS, LEVELS, CURVES, ...) SHOWN ON THE DRAWINGS IS THE ORIGINAL WHICH WAS PROPOSED BY SDG AND NO CHANGES WERE MAKE TO IT. YET SDG TO REVISE AND CONFIRM THEIR DESIGN.

REV.	DESCRIPTION	DATE	DWN	CHKD	APPD
0	REVISED DRAWINGS	MAY 2019			

DESIGN TEAM

PRODUCED BY:	SIGNATURE:
DESIGNED BY: I.TAHHAN	SIGNATURE:
CHECKED BY: I.TAHHAN	SIGNATURE:
PROJECT MANAGER:	SIGNATURE:
DEPUTY DIRECTOR of ENG. AFFAIRS:	SIGNATURE:

DRAWING

DRAWING TITLE:

TOILETS DETAILS LEVEL 1007

THIS IS A CAD DRAWING AND MUST NOT BE ALTERED MANUALLY

ISSUE DATE: MAY 2019	SCALE:	ORIG. DWG SIZE: ( )	REV.
DRAWING NUMBER: 501		Sht. 88 of	0

THIS DRAWING IS THE COPYRIGHT OF CLIENT AND CONSULTANT AND MUST NOT BE RETAINED, COPIED OR USED WITHOUT THE AUTHORIZATION

CONSULTANT

Architectural Design: طحان وبشناق tahhanandbushnaqconsultants

Structural Design: Esc Engineering Solutions & Consulting

Electromechanical Design: ACTIVE

CAD FILE NAME: 15.BRT-TOILTES UPDATEDDETAILS.DWG

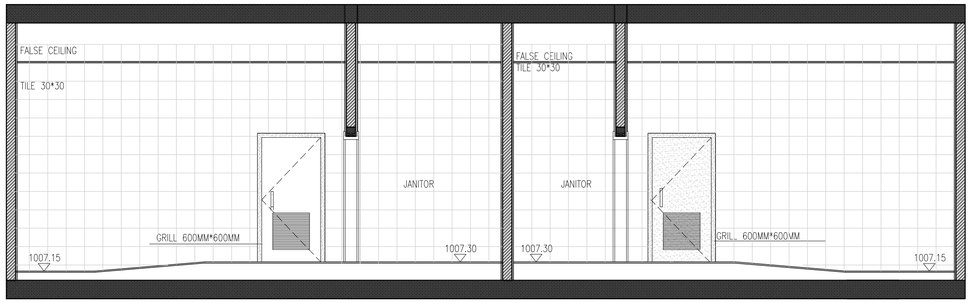

SECTION A-A
1/50

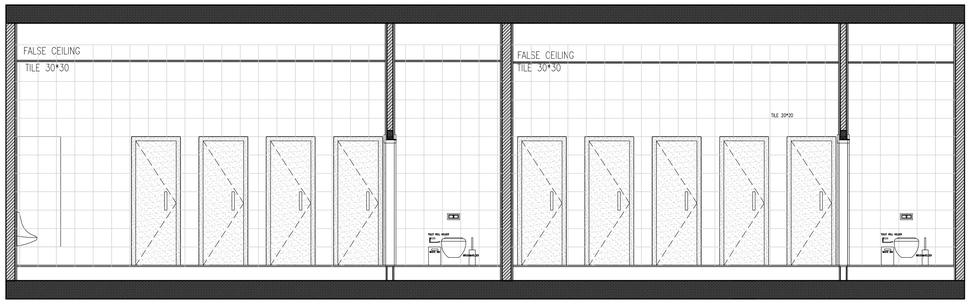

SECTION B-B
1/50



SECTION C-C
1/50

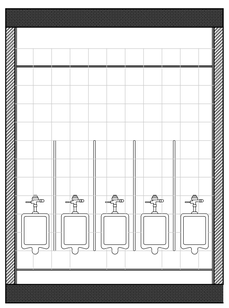

SECTION D-D
1/50

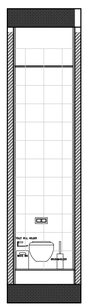

SECTION E-E
1/50

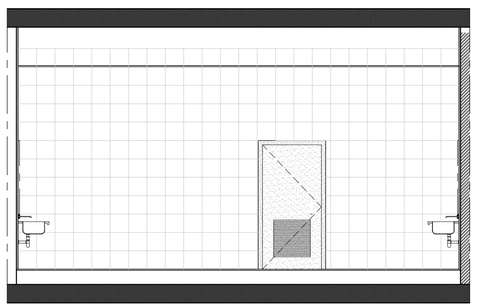

SECTION F-F
1/50

FOR BINDING

CAD FILE NAME: 15.BRT-TOILTES UPDATEDDETAILS.DWG

CLIENT

أمانة عمّان الكبرى

Greater Amman Municipality

PROJECT

Bus Rapid Transit (BRT) System in Amman

PACKAGE

Swuayleh Terminal

GENERAL NOTES AND LEGEND

NOTE :

* TILING 30*30 CERAMIC TILES
FLOOR : WHITE CERAMIC
WALLS : GREY CERAMIC

* SINK MIXERS : PUSH BOTTOM
TOILETS FIXTURES : HANGING
SINKS : CERAMIC UNDER COUNTER WITH VANITY TOP
VANITY TOP : ABOVE SINK

* FALSE CEILING METAL STRIPES 10CM

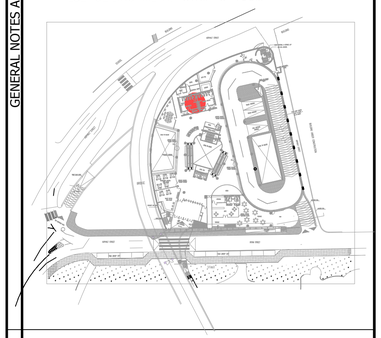

PURPOSE OF ISSUE:

REVISED DRAWINGS

KEY PLAN AND NORTH SIGN

REVISION NOTES

* interior details to be resubmitted with the interior package

* BUS TRACK (DIMENSIONS, LEVELS, CURVES, ...) SHOWN ON THE DRAWINGS IS THE ORIGINAL WHICH WAS PROPOSED BY SDG AND NO CHANGES WERE MAKE TO IT. YET SDG TO REVISE AND CONFIRM THEIR DESIGN.

REV.	DESCRIPTION	DATE	DWN	CHKD	APPD
0	REVISED DRAWINGS	MAY 2019			

DESIGN TEAM

PRODUCED BY:	SIGNATURE:
DESIGNED BY: I.TAHHAN	SIGNATURE:
CHECKED BY: I.TAHHAN	SIGNATURE:
PROJECT MANAGER:	SIGNATURE:
DEPUTY DIRECTOR of ENG. AFFAIRS:	SIGNATURE:

DRAWING

DRAWING TITLE:

TOILETS DETAILS
LEVEL 1007

THIS IS A CAD DRAWING AND MUST NOT BE ALTERED MANUALLY

ISSUE DATE: MAY 2019	SCALE:	ORIG. DWG SIZE: ( )	REV.
DRAWING NUMBER: ID-502		Sht. 89 of	0

THIS DRAWING IS THE COPYRIGHT OF CLIENT AND CONSULTANT AND MUST NOT BE RETAINED, COPIED OR USED WITHOUT THE AUTHORIZATION

CONSULTANT

Architectural Design: طحان وشنا tahhanandbushnaqconsultants

Structural Design: Esc Engineering Solutions & Consulting

Electromechanical Design: ACTIVE

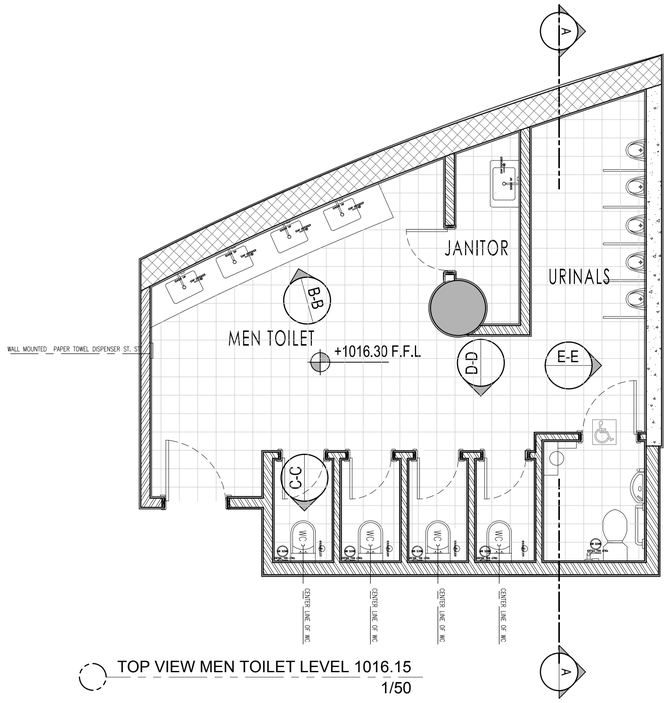

TOP VIEW MEN TOILET LEVEL 1016.15
1/50

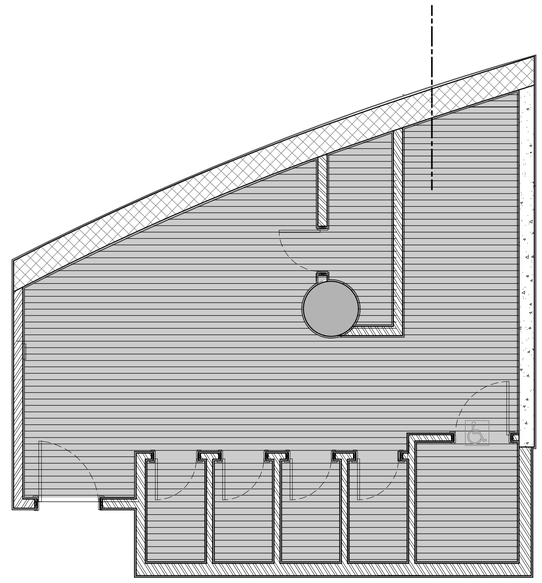

REFLECTED FALSE CEILING
1/50

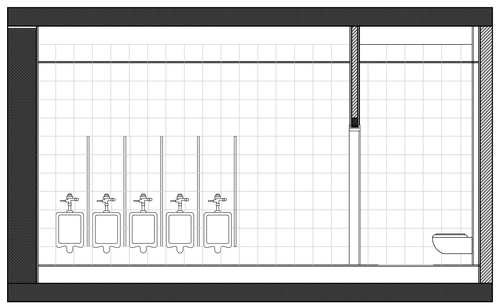

SECTION A-A
1/50

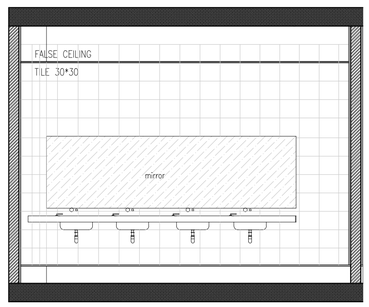

SECTION B-B
1/50

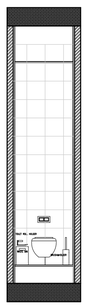

SECTION C-C
1/50

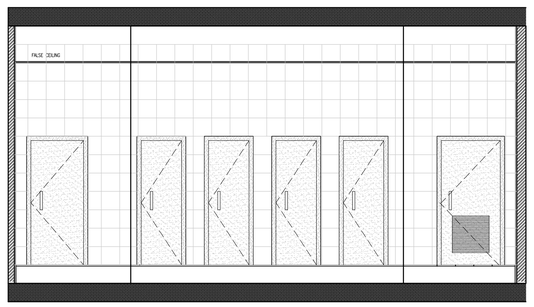

SECTION D-D
1/50

FOR BINDING

CLIENT

أمانة عمّان الكبرى

Greater Amman Municipality

PROJECT

Bus Rapid Transit (BRT) System in Amman

PACKAGE

Swuayleh Terminal

GENERAL NOTES AND LEGEND

NOTE :

* TILING 30*30 CERAMIC TILES
FLOOR : WHITE CERAMIC
WALLS : GREY CERAMIC

* SINK MIXERS : PUSH BOTTOM
TOILETS FIXTURES : HANGING
SINKS : CERAMIC UNDER COUNTER WITH VANITY TOP
VANITY TOP : ABOVE SINK

* FALSE CEILING METAL STRIPES 10CM

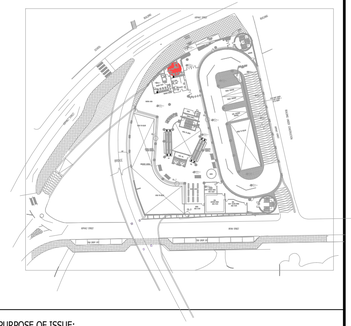

KEY PLAN AND NORTH SIGN

PURPOSE OF ISSUE:

REVISED DRAWINGS

REVISION NOTES

* interior details to be resubmitted with the interior package

* BUS TRACK (DIMENSIONS, LEVELS, CURVES, ...) SHOWN ON THE DRAWINGS IS THE ORIGINAL WHICH WAS PROPOSED BY SDG AND NO CHANGES WERE MAKE TO IT. YET SDG TO REVISE AND CONFIRM THEIR DESIGN.

REV.	DESCRIPTION	DATE	DWN	CHKD	APPD
0	REVISED DRAWINGS	MAY 2019			

DESIGN TEAM

PRODUCED BY:	SIGNATURE:
DESIGNED BY: I.TAHHAN	SIGNATURE:
CHECKED BY: I.TAHHAN	SIGNATURE:
PROJECT MANAGER:	SIGNATURE:
DEPUTY DIRECTOR of ENG. AFFAIRS:	SIGNATURE:

DRAWING

DRAWING TITLE:

TOILETS DETAILS LEVEL 1016

THIS IS A CAD DRAWING AND MUST NOT BE ALTERED MANUALLY

ISSUE DATE: MAY 2019	SCALE:	ORIG. DWG SIZE: ( )	REV.
DRAWING NUMBER: ID-503		Sht. 90 of	0

THIS DRAWING IS THE COPYRIGHT OF CLIENT AND CONSULTANT AND MUST NOT BE RETAINED, COPIED OR USED WITHOUT THE AUTHORIZATION

CONSULTANT

Architectural Design: tahhan+bushnaq consultants

Structural Design: Esc Engineering Solutions & Consulting

Electromechanical Design: ACTIVE

CAD FILE NAME: 15.BRT-TOILTES UPDATEDDETAILS.DWG

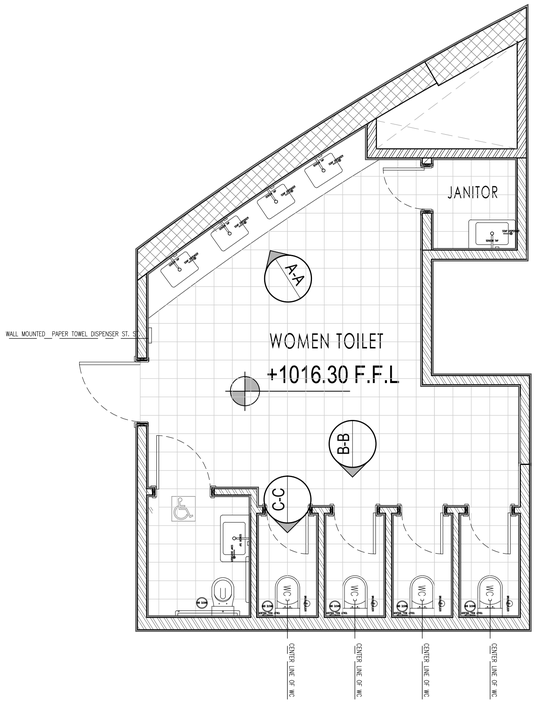

TOP VIEW WOMEN TOILET LEVEL 1016.15
1/50

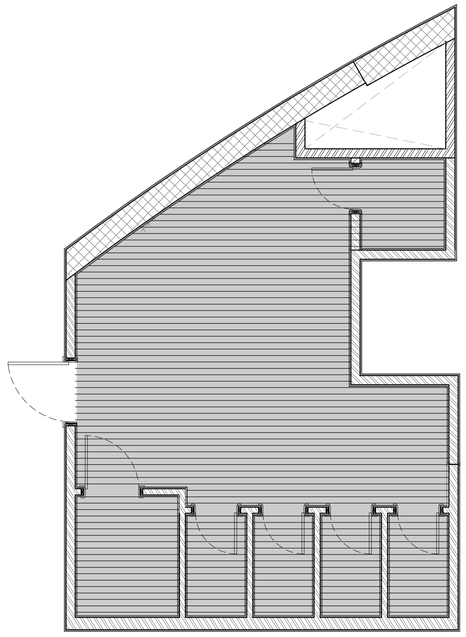

REFLECTED CEILING PLAN
1/50

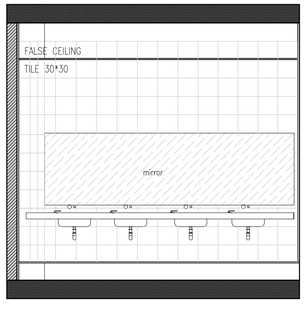

SECTION A-A
1/50

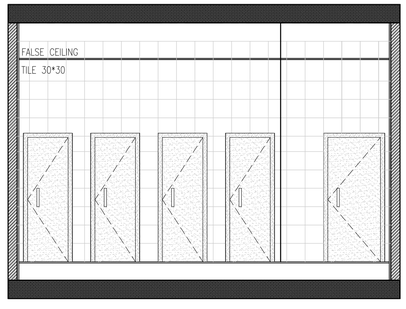

SECTION B-B
1/50

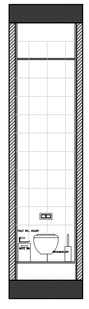

SECTION C-C
1/50

FOR BINDING

CLIENT

أمانة عمّان الكبرى

Greater Amman Municipality

PROJECT

Bus Rapid Transit (BRT) System in Amman

PACKAGE

Swuayleh Terminal

GENERAL NOTES AND LEGEND

NOTE :

* TILING 30*30 CERAMIC TILES
FLOOR : WHITE CERAMIC
WALLS : GREY CERAMIC

* SINK MIXERS : PUSH BOTTOM
TOILETS FIXTURES : HANGING
SINKS : CERAMIC UNDER COUNTER WITH VANITY TOP
VANITY TOP : ABOVE SINK

* FALSE CEILING METAL STRIPES 10CM

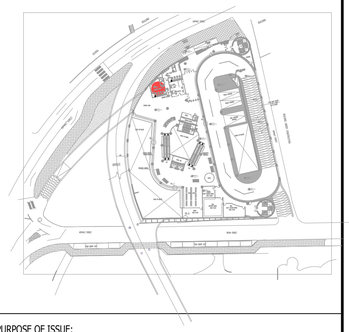

KEY PLAN AND NORTH SIGN

PURPOSE OF ISSUE:

REVISED DRAWINGS

REVISION NOTES

* interior details to be resubmitted with the interior package

* BUS TRACK (DIMENSIONS, LEVELS, CURVES, ...) SHOWN ON THE DRAWINGS IS THE ORIGINAL WHICH WAS PROPOSED BY SDG AND NO CHANGES WERE MAKE TO IT. YET SDG TO REVISE AND CONFIRM THEIR DESIGN.

REV.	DESCRIPTION	DATE	DWN	CHKD	APPD
0	REVISED DRAWINGS	MAY 2019			

DESIGN TEAM

PRODUCED BY:	SIGNATURE:
DESIGNED BY: I.TAHHAN	SIGNATURE:
CHECKED BY: I.TAHHAN	SIGNATURE:
PROJECT MANAGER:	SIGNATURE:
DEPUTY DIRECTOR of ENG. AFFAIRS:	SIGNATURE:

DRAWING

DRAWING TITLE:

TOILETS DETAILS LEVEL 1016

THIS IS A CAD DRAWING AND MUST NOT BE ALTERED MANUALLY

ISSUE DATE: MAY 2019	SCALE:	ORIG. DWG SIZE: ( )	REV.
DRAWING NUMBER: ID-504	Sht. 91 of		0

THIS DRAWING IS THE COPYRIGHT OF CLIENT AND CONSULTANT AND MUST NOT BE RETAINED, COPIED OR USED WITHOUT THE AUTHORIZATION

CONSULTANT

Architectural Design: tahhanandbuhnaqconsultants

Structural Design: Esc Engineering Solutions & Consulting

Electromechanical Design: ACTIVE ENGINEERING CONSULTANTS

CAD FILE NAME: 15.BRT-TOILTES UPDATEDDETAILS.DWG



FOR BINDING

CLIENT

أمانة
عمّان
الكبرى

Greater Amman Municipality

PROJECT

Bus Rapid Transit (BRT) System in Amman

PACKAGE

Swuayleh Terminal

GENERAL NOTES AND LEGEND

PURPOSE OF ISSUE:

REVISED DRAWINGS

KEY PLAN AND NORTH SIGN

REVISION NOTES

* BUS TRACK (DIMENSIONS, LEVELS, CURVES, ...) SHOWN ON THE DRAWINGS IS THE ORIGINAL WHICH WAS PROPOSED BY SDG AND NO CHANGES WERE MAKE TO IT. YET SDG TO REVISE AND CONFIRM THEIR DESIGN.

REV.	DESCRIPTION	DATE	DWN	CHKD	APPD
0	REVISED DRAWINGS	MAY 2019			

DESIGN TEAM

PRODUCED BY:	SIGNATURE:
DESIGNED BY: I.TAHHAN	SIGNATURE:
CHECKED BY: I.TAHHAN	SIGNATURE:
PROJECT MANAGER:	SIGNATURE:
DEPUTY DIRECTOR of ENG. AFFAIRS:	SIGNATURE:

DRAWING

DRAWING TITLE:

LANSCAPE AREA
DIMENSION LAYOUT

THIS IS A CAD DRAWING AND MUST NOT BE ALTERED MANUALLY

ISSUE DATE: MAY 2019	SCALE: 1:100	ORIG. DWG SIZE: ( )	REV.
DRAWING NUMBER: LND-101		Sht. 92 of	0

THIS DRAWING IS THE COPYRIGHT OF CLIENT AND CONSULTANT AND MUST NOT BE RETAINED, COPIED OR USED WITHOUT THE AUTHORIZATION

CONSULTANT

Architectural Design

Structural Design

Electromechanical Design

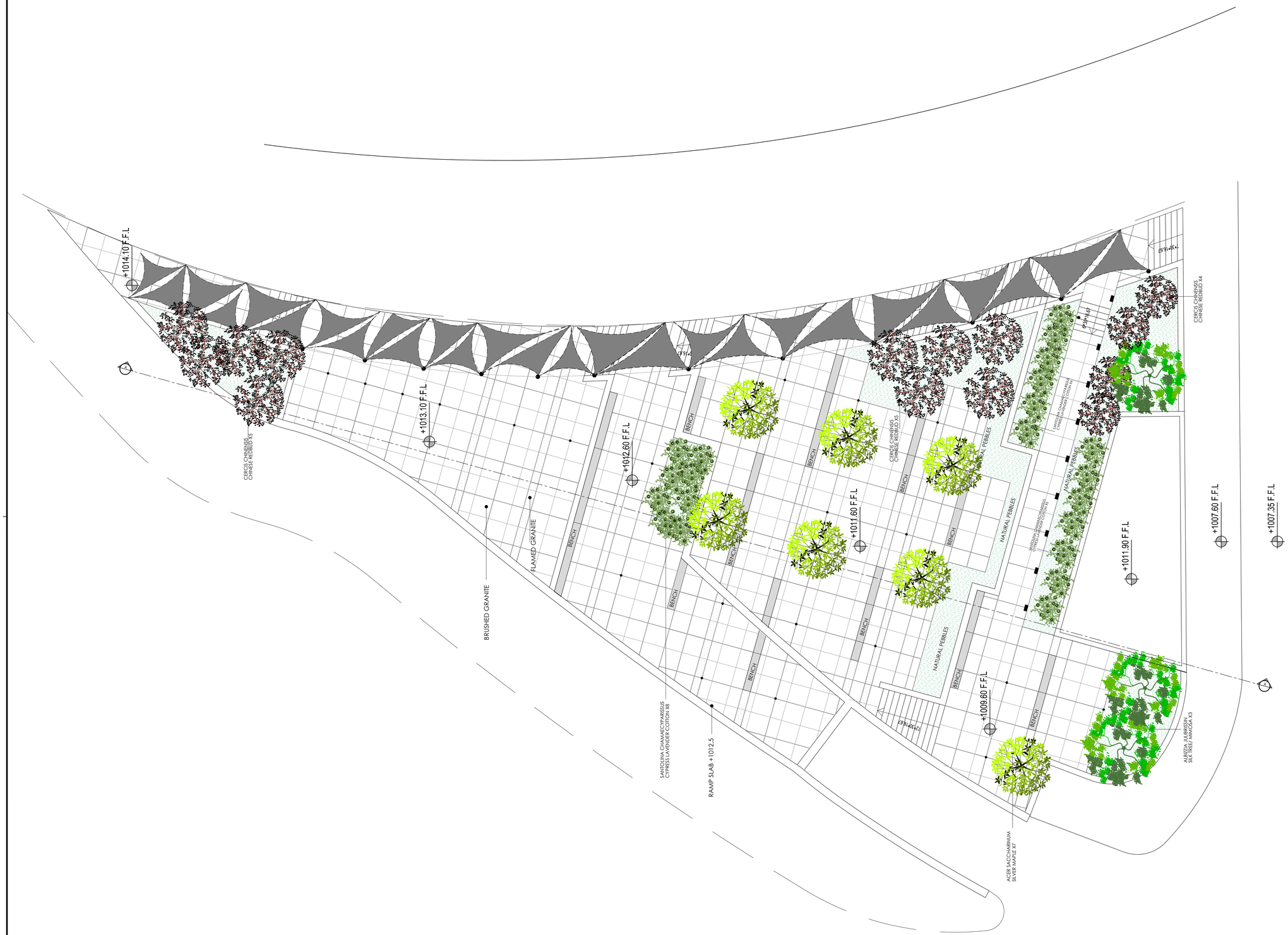

FOR BINDING

CLIENT

أمانة عمّان الكبرى

Greater Amman Municipality

PROJECT

Bus Rapid Transit (BRT) System in Amman

PACKAGE

Swuayleh Terminal

GENERAL NOTES AND LEGEND

PURPOSE OF ISSUE:

REVISED DRAWINGS

KEY PLAN AND NORTH SIGN

REVISION NOTES

* BUS TRACK (DIMENSIONS, LEVELS, CURVES, ...) SHOWN ON THE DRAWINGS IS THE ORIGINAL WHICH WAS PROPOSED BY SDG AND NO CHANGES WERE MAKE TO IT. YET SDG TO REVISE AND CONFIRM THEIR DESIGN.

REV.	DESCRIPTION	DATE	DWN	CHKD	APPD
0	REVISED DRAWINGS	MAY 2019			

DESIGN TEAM

PRODUCED BY:	SIGNATURE:
DESIGNED BY: I.TAHMAN	SIGNATURE:
CHECKED BY: I.TAHMAN	SIGNATURE:
PROJECT MANAGER:	SIGNATURE:
DEPUTY DIRECTOR of ENG. AFFAIRS:	SIGNATURE:

DRAWING

DRAWING TITLE:

LANDSCAPE AREA
SOFT LANDSCAPE

THIS IS A CAD DRAWING AND MUST NOT BE ALTERED MANUALLY

ISSUE DATE: MAY 2019	SCALE: 1:100	ORIG. DWG SIZE: ( )	REV.
DRAWING NUMBER: LND-102	Sht. 93 of		0

THIS DRAWING IS THE COPYRIGHT OF CLIENT AND CONSULTANT AND MUST NOT BE RETAINED, COPIED OR USED WITHOUT THE AUTHORIZATION

CONSULTANT

Architectural Design: طحان وشناق tahhanandbushnaqconsultants

Structural Design: ESC Engineering Solutions & Consulting

Electromechanical Design: ACTIVE

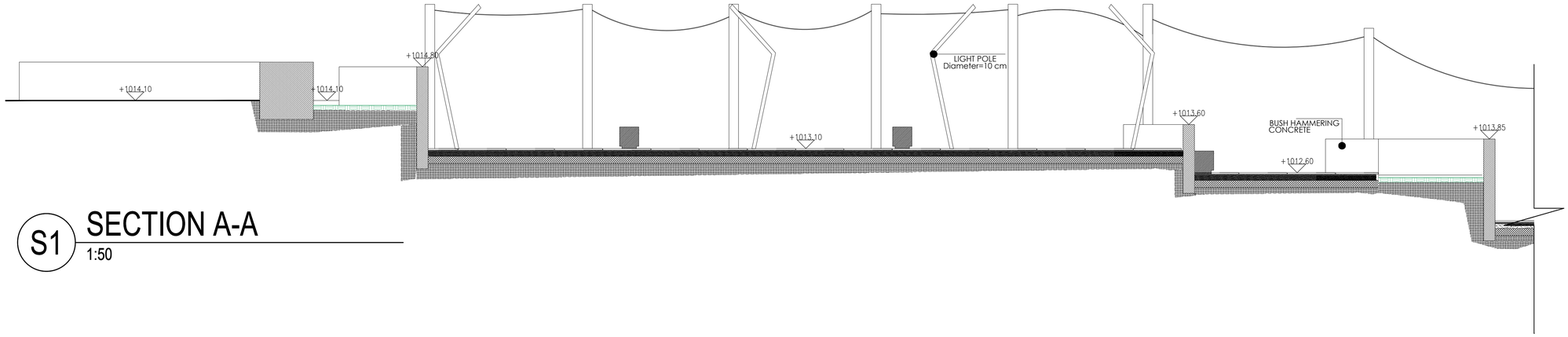

S1 SECTION A-A

1:50

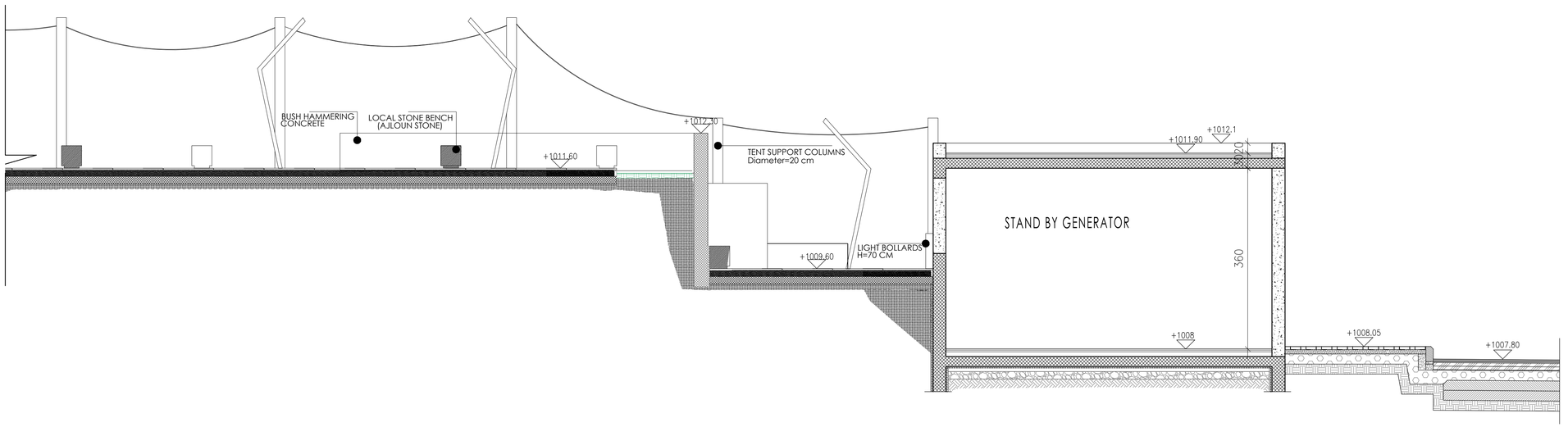

FOR BINDING

CLIENT

Greater Amman Municipality

PROJECT

Bus Rapid Transit (BRT) System in Amman

PACKAGE

Swuayleh Terminal

GENERAL NOTES AND LEGEND

KEY PLAN AND NORTH SIGN

PURPOSE OF ISSUE: REVISED DRAWINGS

REVISION NOTES

* BUS TRACK (DIMENSIONS, LEVELS, CURVES, ...) SHOWN ON THE DRAWINGS IS THE ORIGINAL WHICH WAS PROPOSED BY SDG AND NO CHANGES WERE MAKE TO IT. YET SDG TO REVISE AND CONFIRM THEIR DESIGN.

REV.	DESCRIPTION	DATE	DWN	CHKD	APPD
0	REVISED DRAWINGS	MAY 2019			

DESIGN TEAM

PRODUCED BY:	SIGNATURE:
DESIGNED BY: I.TAHHAN	SIGNATURE:
CHECKED BY: I.TAHHAN	SIGNATURE:
PROJECT MANAGER:	SIGNATURE:
DEPUTY DIRECTOR of ENG. AFFAIRS:	SIGNATURE:

DRAWING

DRAWING TITLE:

SECTION A-A

THIS IS A CAD DRAWING AND MUST NOT BE ALTERED MANUALLY

ISSUE DATE: MAY 2019	SCALE: 1:50	ORIG. DWG SIZE: ( )	REV.
DRAWING NUMBER: LND-201	Sht. 94 of		0

THIS DRAWING IS THE COPYRIGHT OF CLIENT AND CONSULTANT AND MUST NOT BE RETAINED, COPIED OR USED WITHOUT THE AUTHORIZATION

CONSULTANT

Architectural Design: SAHHAN & BUSHNAQ CONSULTANTS

Structural Design: ESC Engineering Solutions & Consulting

Electromechanical Design: ACTIVE ENGINEERING CONSULTANTS

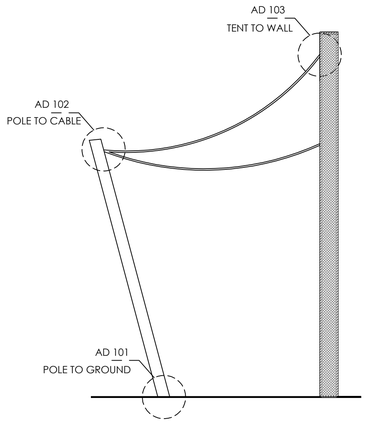

AD 01
SCALE 1:50

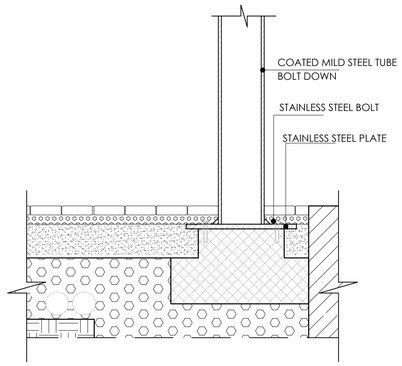

AD 101
POLE TO GROUND
SCALE 1:10

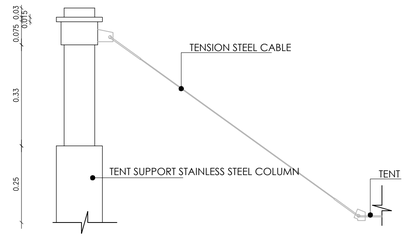

AD 102
POLE TO CABLE
SCALE 1:10

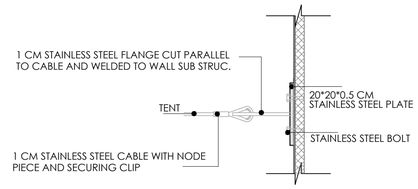

AD 103
POLE TO GROUND
SCALE 1:10

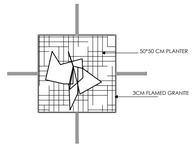

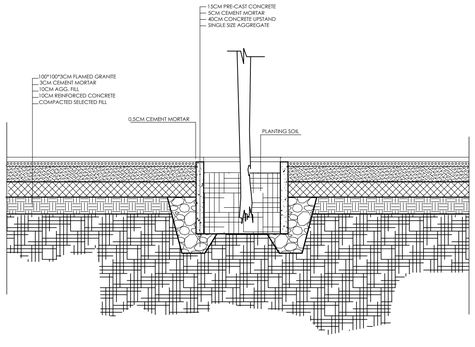

AD 02
PLANTER DETAILS IN BRT SWEILEH LANDSCAPE
SECTION
SCALE 1:20

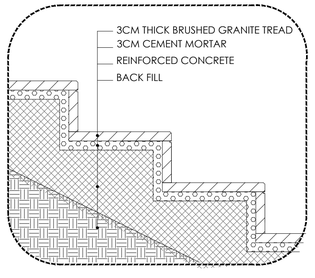

AD03
STAIRS DETAILS
SCALE 1:10

FOR BINDING

CLIENT

Greater Amman Municipality

PROJECT

Bus Rapid Transit (BRT) System in Amman

PACKAGE

Swuayleh Terminal

GENERAL NOTES AND LEGEND

KEY PLAN AND NORTH SIGN

REVISION NOTES

PURPOSE OF ISSUE: REVISED DRAWINGS

* BUS TRACK (DIMENSIONS, LEVELS, CURVES, ...) SHOWN ON THE DRAWINGS IS THE ORIGINAL WHICH WAS PROPOSED BY SDG AND NO CHANGES WERE MAKE TO IT. YET SDG TO REVISE AND CONFIRM THEIR DESIGN.

REV.	DESCRIPTION	DATE	DWN	CHKD	APPD
0	REVISED DRAWINGS	MAY 2019			

DESIGN TEAM

PRODUCED BY:	SIGNATURE:
DESIGNED BY: I.TAHMAN	SIGNATURE:
CHECKED BY: I.TAHMAN	SIGNATURE:
PROJECT MANAGER:	SIGNATURE:
DEPUTY DIRECTOR of ENG. AFFAIRS:	SIGNATURE:

DRAWING

DRAWING TITLE: DETAILS

THIS IS A CAD DRAWING AND MUST NOT BE ALTERED MANUALLY

ISSUE DATE: MAY 2019	SCALE:	ORIG. DWG SIZE: ( )	REV.
DRAWING NUMBER: LND-301	Sht. 95 of		0

THIS DRAWING IS THE COPYRIGHT OF CLIENT AND CONSULTANT AND MUST NOT BE RETAINED, COPIED OR USED WITHOUT THE AUTHORIZATION

CONSULTANT

Architectural Design: tahhanandbushnaqconsultants

Structural Design: Esc Engineering Solutions & Consulting

Electromechanical Design: ACTIVE



AD05
LIGHT POLES



AD04
LIGHT BOLLARDS

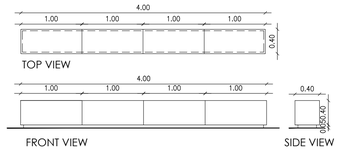

AD 06
LOCAL STONE BENCH
SCALE 1:50

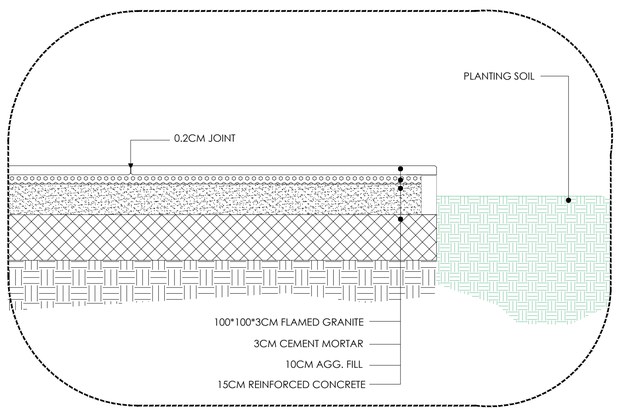

AD07
FLOORING DETAILS
SCALE 1:10

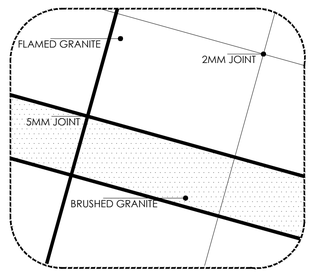

TILES DETAILS
SCALE 1:20

FOR BINDING

CLIENT

أمانة عمّان الكبرى

Greater Amman Municipality

PROJECT

Bus Rapid Transit (BRT) System in Amman

PACKAGE

Swuayleh Terminal

GENERAL NOTES AND LEGEND

KEY PLAN AND NORTH SIGN

PURPOSE OF ISSUE:

REVISED DRAWINGS

REVISION NOTES

* BUS TRACK (DIMENSIONS, LEVELS, CURVES, ...) SHOWN ON THE DRAWINGS IS THE ORIGINAL WHICH WAS PROPOSED BY SDG AND NO CHANGES WERE MAKE TO IT. YET SDG TO REVISE AND CONFIRM THEIR DESIGN.

REV.	DESCRIPTION	DATE	DWN	CHKD	APPD
0	REVISED DRAWINGS	MAY 2019			

DESIGN TEAM

PRODUCED BY:	SIGNATURE:
DESIGNED BY: I.TAHHAN	SIGNATURE:
CHECKED BY: I.TAHHAN	SIGNATURE:
PROJECT MANAGER:	SIGNATURE:
DEPUTY DIRECTOR of ENG. AFFAIRS:	SIGNATURE:

DRAWING

DRAWING TITLE:

DETAILS

THIS IS A CAD DRAWING AND MUST NOT BE ALTERED MANUALLY

ISSUE DATE: MAY 2019	SCALE:	ORIG. DWG SIZE: ( )	REV.
DRAWING NUMBER: LND-302		Sht. 96 of	0

THIS DRAWING IS THE COPYRIGHT OF CLIENT AND CONSULTANT AND MUST NOT BE RETAINED, COPIED OR USED WITHOUT THE AUTHORIZATION

CONSULTANT

Architectural Design: طحان وشناق tahhanandbushnaqconsultants

Structural Design: Esc Engineering Solutions & Consulting

Electromechanical Design: ACTIVE

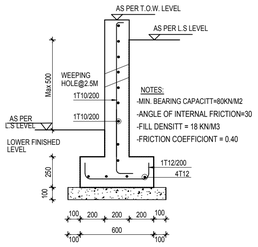

ERW1 SECTION IN ERW1
SCALE 1 :25

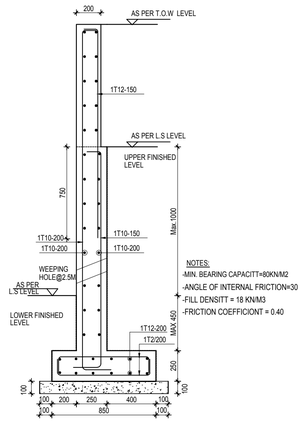

ERW2 SECTION IN ERW2
SCALE 1 :25

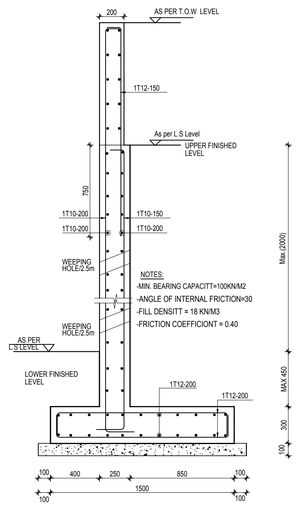

ERW3 SECTION IN ERW3
SCALE 1 :25

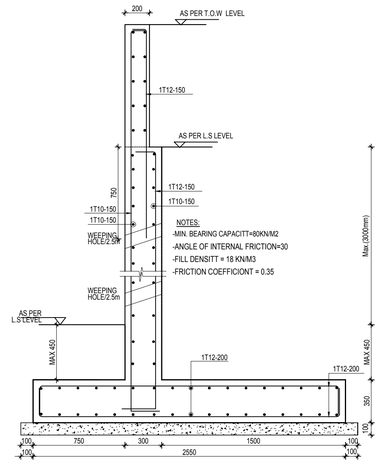

ERW4 SECTION IN ERW4
SCALE 1 :25

FOR BINDING

CLIENT

أمانة عمّان الكبرى

Greater Amman Municipality

PROJECT

Bus Rapid Transit (BRT) System in Amman

PACKAGE

Swuayleh Terminal

GENERAL NOTES AND LEGEND

PURPOSE OF ISSUE: REVISED DRAWINGS

KEY PLAN AND NORTH SIGN

REVISION NOTES

* BUS TRACK (DIMENSIONS, LEVELS, CURVES, ...) SHOWN ON THE DRAWINGS IS THE ORIGINAL WHICH WAS PROPOSED BY SDG AND NO CHANGES WERE MAKE TO IT. YET SDG TO REVISE AND CONFIRM THEIR DESIGN.

REV.	DESCRIPTION	DATE	DWN	CHKD	APPD
0	REVISED DRAWINGS	MAY 2019			

DESIGN TEAM

PRODUCED BY:	Rasmi AL-Swafry	SIGNATURE:
DESIGNED BY:	O.A.	SIGNATURE:
CHECKED BY:	Rami AL Habash	SIGNATURE:
PROJECT MANAGER:		SIGNATURE:
DEPUTY DIRECTOR of ENG. AFFAIRS:		SIGNATURE:

DRAWING

DRAWING TITLE:

DETAILS

RETAINING WALLS SECTIONS

THIS IS A CAD DRAWING AND MUST NOT BE ALTERED MANUALLY

ISSUE DATE: MAY 2019	SCALE:1:100-1:25	ORIG. DWG SIZE: (A1)	REV.
DRAWING NUMBER: LND-303		Sht. 97 of	0

THIS DRAWING IS THE COPYRIGHT OF CLIENT AND CONSULTANT AND MUST NOT BE RETAINED, COPIED OR USED WITHOUT THE AUTHORIZATION

CONSULTANT

Architectural Design

Structural Design

Electromechanical Design