SYMBOL	DESCRIPTION
	12m Height , Octagonal Street Lighting Pole - Single Arm With 1X150w LED LAMP, Efficacy >140lm/w , IP66
	12m Height , Octagonal Street Lighting Pole - Double Arm With 2X150w LED LAMP, Efficacy >140lm/w, P66.
	TUNNEL LIGHTING FIXTURE, WALL MOUNTED WITH 1x150W LED LAMP, Efficacy >140lm/w , IP66 .
	UNDER BRIDGE RECESSED LIGHTING FIXTURE, WITH 1x150W LED LAMP, Efficacy >140lm/w, IP66 .
	RECESSED LIGHTING FIXTURE FOR BRIDGE WITH REFLECTR , 1x40W LED LAMP,Efficacy >140lm/w, IP67 .
DB-PT	PRESS TUNNEL DISTRIBUTION PANEL,IP65.
	ISOLATION PANEL FOR TUNNEL LIGHTING, IP65.
T	TELECOMMUNICATION MANHOLE (60x60x60)cm.
	CONCRETE INSPECTION PIT (40X40)cm WITH SOLID COPPER ROD.
	EARTHING COPPER ROD 3.0m LENGTH, 20mm DIAMETER.
	ELECTRICAL POWER CABLE, IN 100 UPVC CONDUIT AT DEPTH 80cm.
	STREET LIGHTING POWER CABLE, IN 75 UPVC CONDUIT AT DEPTH 80cm.
	ELECTRICAL CONCRETE TRENCH ROAD CROSSING, (TYPE: ECT-2). WITH 2X100mm UPVC CONDUIT.
	EXISTING STREET LIGHTING, SINGLE ARM POLE .
	EXISTING STREET LIGHTING, DOUBLE ARM POLE.
TR	EXISTING POWER TRANSFORMER.

SYMBOL	DESCRIPTION
MCCB	3-PHASE MOLDED CASE CIRCUIT BREAKER
MCCB	1-PHASE MOLDED CASE CIRCUIT BREAKER
KWHR	KILO WATT HOUR METER
	CURRENT TRANSFORMER
A 0 M	THREE WAY SELECTOR SWITCH
A.T	ASTRONOMICAL TIMER
C	CONTACTOR
	INDICATOR LAMP
	LIGHTING FIXTURE WITH 1X18WATT FLUORESCENT LAMP MOUNTED INSIDE PANEL
L.S	LIMIT SWITCH
	13A, SINGLE PHASE SOCKET OUTLET MOUNTED INSIDE PANEL

NOTES:-

Purpose Of Issue	Rev.	Date	Approved

Client:

أمانة عمّان الكبرى

GREATER AMMAN MUNICIPALITY

Project:

STRUCTURAL DESIGN SERVICES FOR AMMAN BRT

Package:

PRESS TUNNEL

Title:

ELECTRICAL LEGEND

Consultant:

steer davies gleave

engicon

Design:	Drawn by:	Checked:
S.H	CAD	KH.A
Scale: N.T.S.	Date: NOV. 2016	Approved: W.Z.

METERS

Drawing Number:	Rev.:
E-000	0



NOTES:

LEGEND

EXISTING ELECTRICAL ITEMS TO BE DISMANTLED AND REMOVED IN COORDINATION WITH THE CONCERNED AUTHORITIES

SYMBOL	DISCRIPTION
	STREET LIGHTING, SINGLE ARM POLE .
	STREET LIGHTING, DOUBLE ARM POLE.
	ELECTRIC POLE
	ELEC. MANHOLE
	TELEPHONE POLE
	TELEPHONE BOX

EXISTING ELECTRICAL ITEMS (NO ACTION).

SYMBOL	DISCRIPTION
	ELECTRICAL TRANSFORMER.
	STREET LIGHTING, SINGLE ARM POLE .
	STREET LIGHTING, DOUBLE ARM POLE.
	ELECTRIC POLE
	ELEC. MANHOLE
	TELEPHONE POLE
	TELEPHONE BOX

Purpose Of Issue	Rev.	Date	Approved

Client:

GREATER AMMAN MUNICIPALITY

Project:

STRUCTURAL DESIGN SERVICES FOR AMMAN BRT

Package:

PRESS TUNNEL

Title:

EXISTING LAYOUT

SHEET 1 OF 3

Consultant:

steer davies gleave

engicon

Design:	Drawn by:	Checked:
S.H	CAD	KH.A
Scale: 1:500	Date: NOV. 2016	Approved: W.Z.

METERS

Drawing Number:	Rev.:
E-101	0

NOTES

LEGEND

EXISTING ELECTRICAL ITEMS TO BE DISMANTLED AND REMOVED IN COORDINATION WITH THE CONCERNED AUTHORITIES

SYMBOL	DISCRIPTION
	STREET LIGHTING, SINGLE ARM POLE .
	STREET LIGHTING, DOUBLE ARM POLE.
	ELECTRIC POLE
	ELEC. MANHOLE
	TELEPHONE POLE
	TELEPHONE BOX

EXISTING ELECTRICAL ITEMS (NO ACTION).

SYMBOL	DISCRIPTION
	ELECTRICAL TRANSFORMER.
	STREET LIGHTING, SINGLE ARM POLE .
	STREET LIGHTING, DOUBLE ARM POLE.
	ELECTRIC POLE
	ELEC. MANHOLE
	TELEPHONE POLE
	TELEPHONE BOX

Purpose Of Issue	Rev.	Date	Approved

Client:

GREATER AMMAN MUNICIPALITY

Project:

STRUCTURAL DESIGN SERVICES FOR AMMAN BRT

Package:

PRESS TUNNEL

Title:

EXISTING LAYOUT

SHEET 2 OF 3

Consultant:

steer davies gleave

engicon

Design:	Drawn by:	Checked:
S.H	CAD	KH.A
Scale: 1:500	Date: NOV. 2016	Approved: W.Z.

METERS

Drawing Number: E-102

Rev.: 0

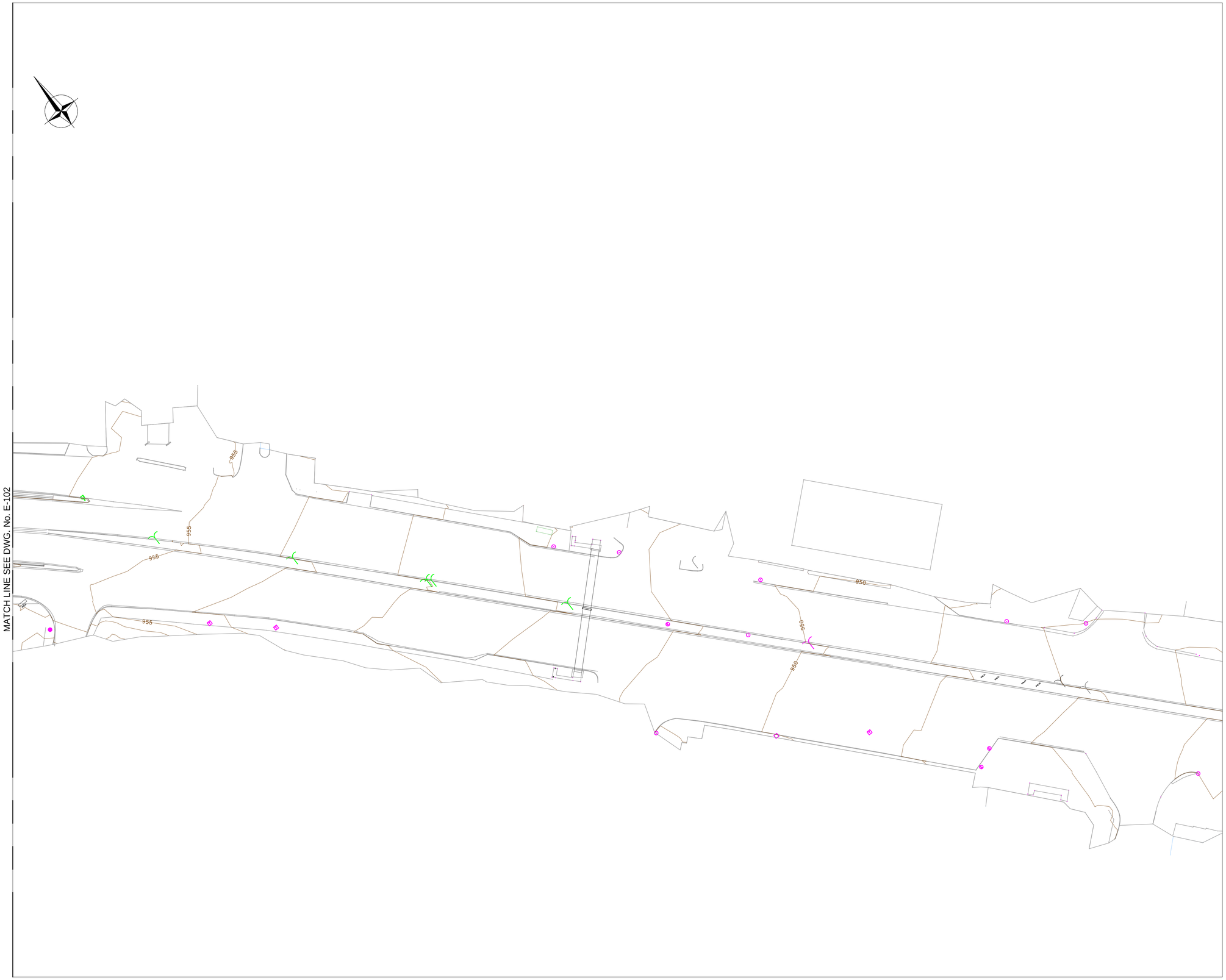

NOTES:

LEGEND

EXISTING ELECTRICAL ITEMS TO BE DISMANTLED AND REMOVED IN COORDINATION WITH THE CONCERNED AUTHORITIES

SYMBOL	DISCRIPTION
	STREET LIGHTING, SINGLE ARM POLE .
	STREET LIGHTING, DOUBLE ARM POLE.
	ELECTRIC POLE
	ELEC. MANHOLE
	TELEPHONE POLE
	TELEPHONE BOX

EXISTING ELECTRICAL ITEMS (NO ACTION).

SYMBOL	DISCRIPTION
	ELECTRICAL TRANSFORMER.
	STREET LIGHTING, SINGLE ARM POLE .
	STREET LIGHTING, DOUBLE ARM POLE.
	ELECTRIC POLE
	ELEC. MANHOLE
	TELEPHONE POLE
	TELEPHONE BOX

Purpose Of Issue	Rev.	Date	Approved

Client:

أمانة عمّان الكبرى

GREATER AMMAN MUNICIPALITY

Project:

STRUCTURAL DESIGN SERVICES FOR AMMAN BRT

Package:

PRESS TUNNEL

Title:

EXISTING LAYOUT

SHEET 3 OF 3

Consultant:

steer davies gleave

engicon

Design:	Drawn by:	Checked:
S.H	CAD	KH.A
Scale: 1:500	Date: NOV. 2016	Approved: W.Z.

0 10 20 30 40 50 60 70 80 90 100

METERS

Drawing Number:	Rev.:
E-103	0

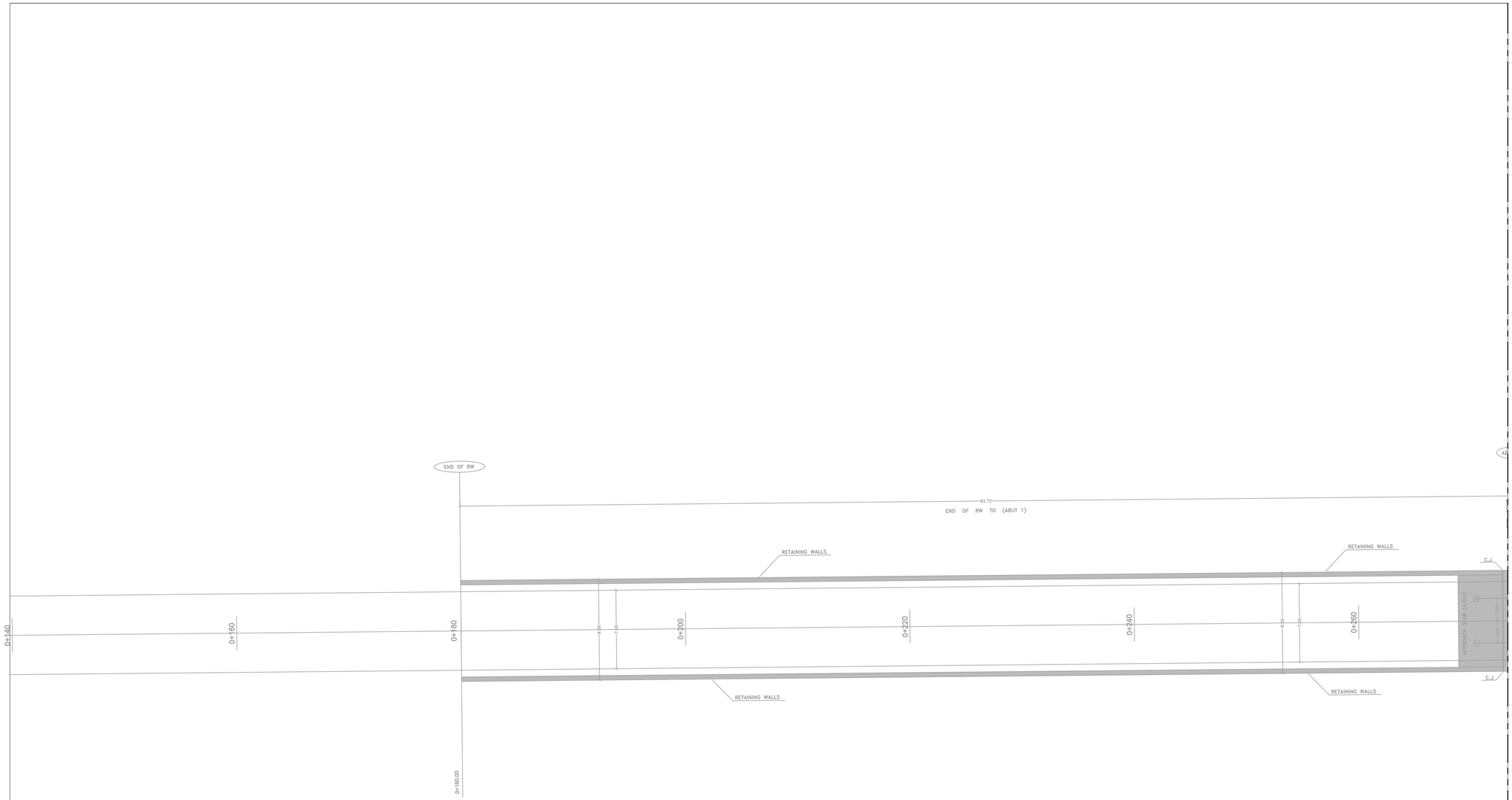

MATCH LINE SEE DWG. No. E-202

NOTES:-

KEY MAP:-

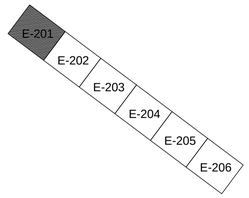

Purpose Of Issue	Rev.	Date	Approved

Client:

GREATER AMMAN MUNICIPALITY

Project:

STRUCTURAL DESIGN SERVICES FOR AMMAN BRT

Package:

PRESS TUNNEL

Title:

BRIDGE AND TUNNEL
LIGHTING SYSTEM LAYOUT
SHEET (1 OF 6)

Consultant:

steer davies gleave
engicon

Design:	Drawn by:	Checked:
S.H	CAD	KH.A
Scale:	**Date:**	**Approved:**
1:200	OCT. 2016	W.Z

0 2 4 6 8 10 12 14 16 18 20
METERS

Drawing Number:	Rev.:
E-201	0

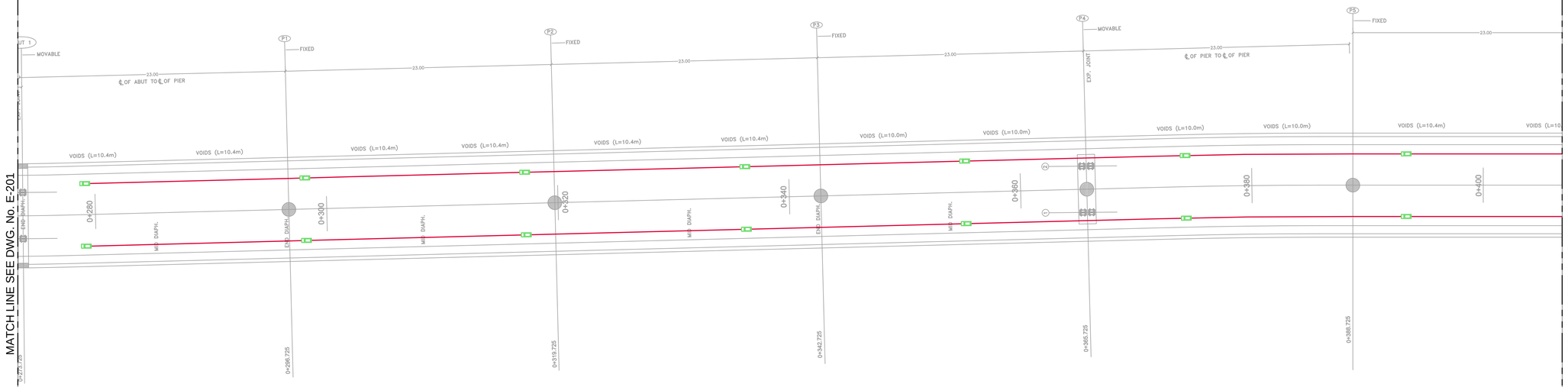

NOTES:-

KEY MAP:-

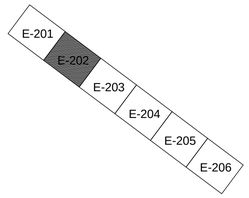

Purpose Of Issue	Rev.	Date	Approved

Client:

GREATER AMMAN MUNICIPALITY

Project:

STRUCTURAL DESIGN SERVICES FOR AMMAN BRT

Package:

PRESS TUNNEL

Title:

BRIDGE AND TUNNEL
LIGHTING SYSTEM LAYOUT
SHEET (2 OF 6)

Consultant:

steer davies gleave
engicon

Design:	Drawn by:	Checked:
S.H.	CAD	KH.A.
Scale:	**Date:**	**Approved:**
1:200	OCT. 2016	W.Z

0 2 4 6 8 10 12 14 16 18 20
METERS

Drawing Number:	Rev.:
E-202	0

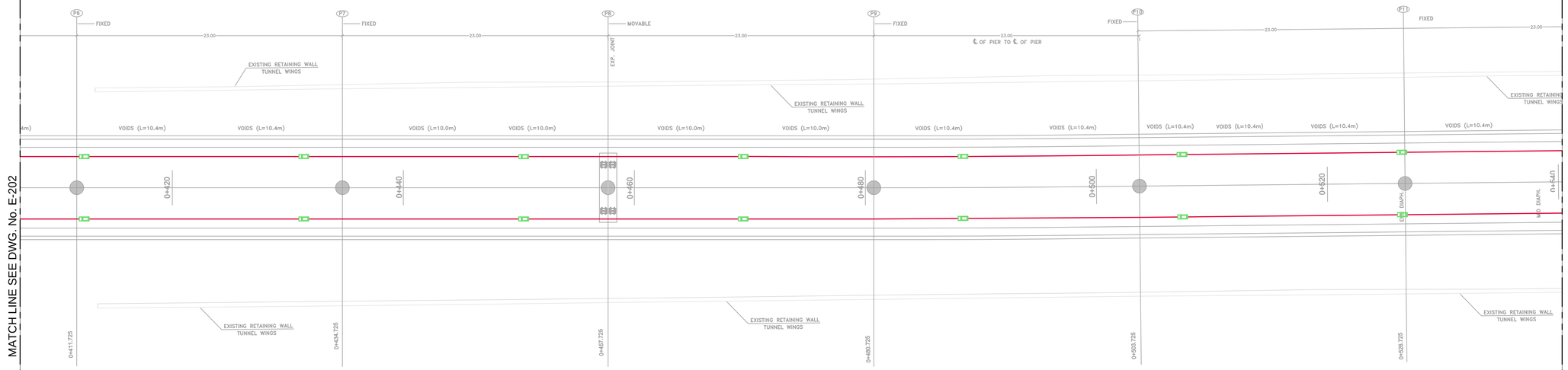

NOTES:-

KEY MAP:-

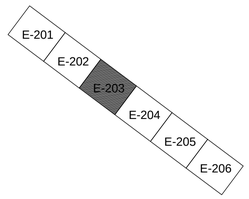

Purpose Of Issue	Rev.	Date	Approved

Client:

GREATER AMMAN MUNICIPALITY

Project:

STRUCTURAL DESIGN SERVICES FOR AMMAN BRT

Package:

PRESS TUNNEL

Title:

BRIDGE AND TUNNEL
LIGHTING SYSTEM LAYOUT
SHEET (3 OF 6)

Consultant:

steer davies gleave
engicon

Design:	Drawn by:	Checked:
S.H.	CAD	KH.A.
Scale: 1:200	Date: OCT. 2016	Approved: W.Z

0 2 4 6 8 10 12 14 16 18 20
METERS

Drawing Number:	Rev.:
E-203	0

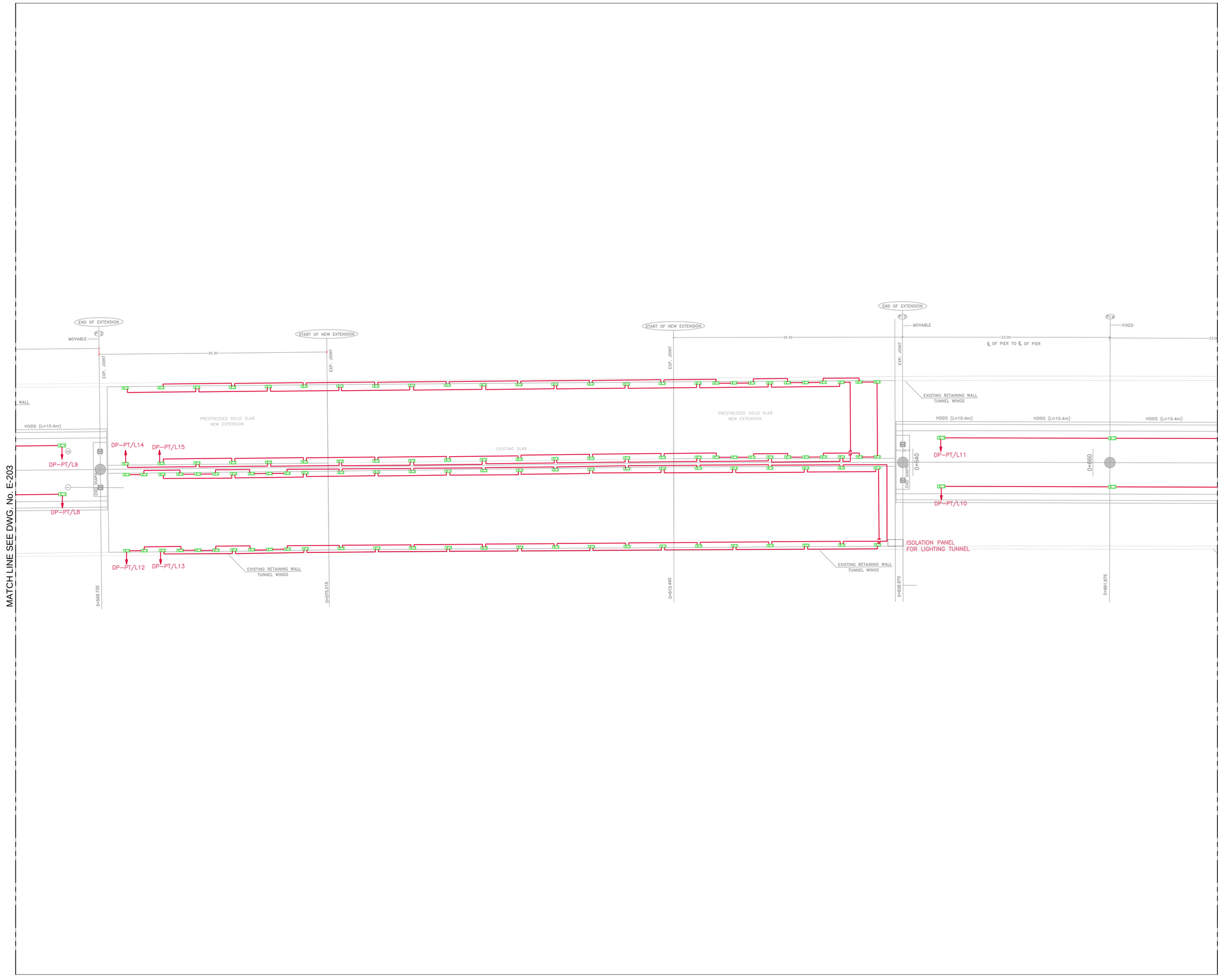

NOTES:-

KEY MAP:-

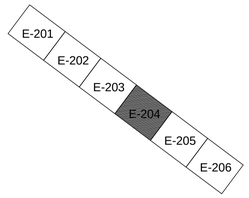

Purpose Of Issue	Rev.	Date	Approved

Client:

GREATER AMMAN MUNICIPALITY

Project:

STRUCTURAL DESIGN SERVICES FOR AMMAN BRT

Package:

PRESS TUNNEL

Title:

BRIDGE AND TUNNEL
LIGHTING SYSTEM LAYOUT
SHEET (4 OF 6)

Consultant:

steer davies gleave
engicon

Design:	Drawn by:	Checked:
S.H.	CAD	KH.A.
Scale:	Date:	Approved:
1:200	OCT. 2016	W.Z

0 2 4 6 8 10 12 14 16 18 20
METERS

Drawing Number:	Rev.:
E-204	0



NOTES:-

KEY MAP:-

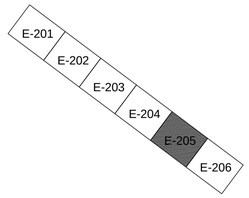

Purpose Of Issue	Rev.	Date	Approved

Client:

GREATER AMMAN MUNICIPALITY

Project:

STRUCTURAL DESIGN SERVICES FOR AMMAN BRT

Package:

PRESS TUNNEL

Title:

BRIDGE AND TUNNEL
LIGHTING SYSTEM LAYOUT
SHEET (5 OF 6)

Consultant:

steer davies gleave
engicon

Design: S.H.	Drawn by: CAD	Checked: KH.A.
Scale: 1:200	Date: OCT. 2016	Approved: W.Z

0 2 4 6 8 10 12 14 16 18 20
METERS

Drawing Number:	Rev.:
E-205	0

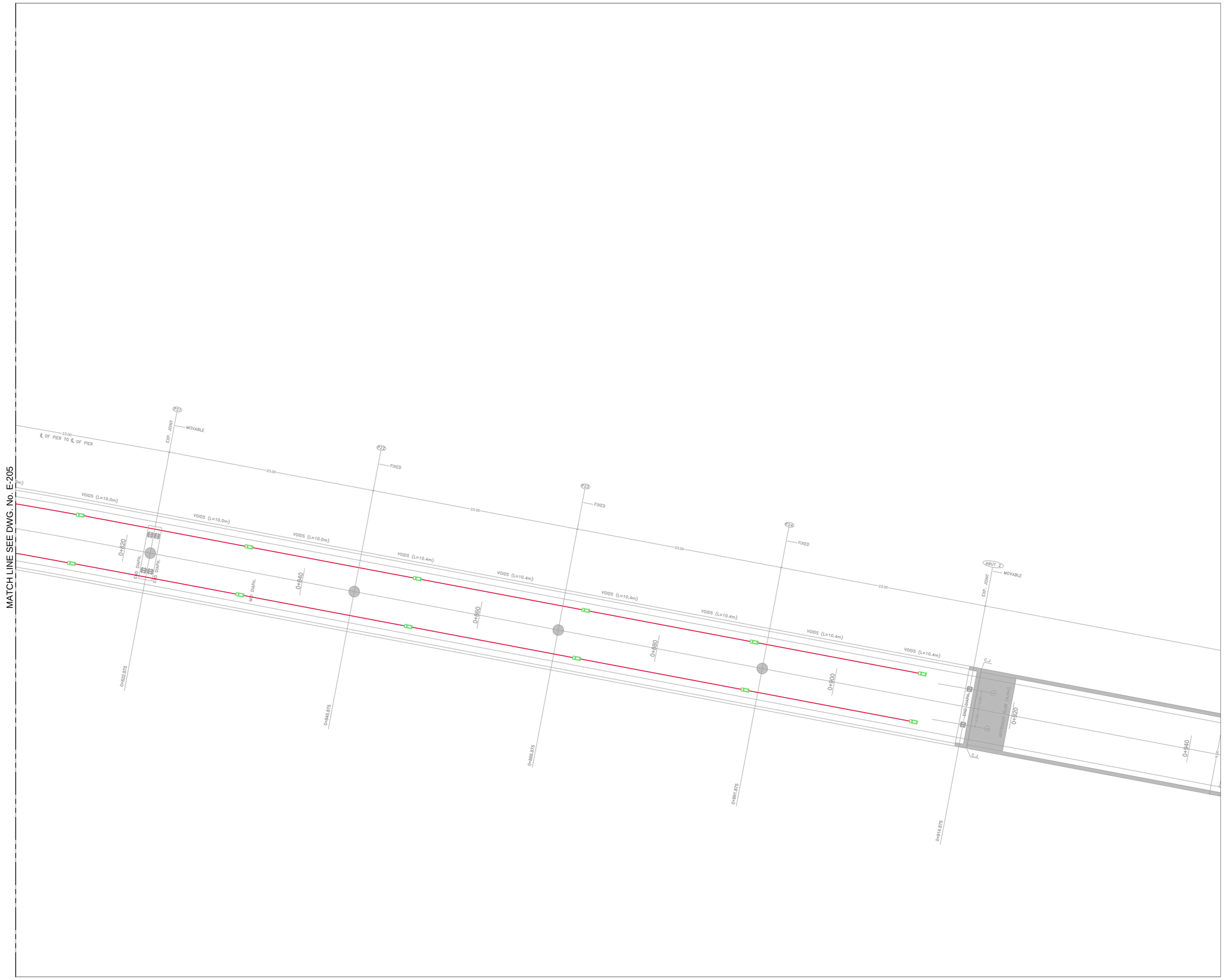

NOTES:-

KEY MAP:-

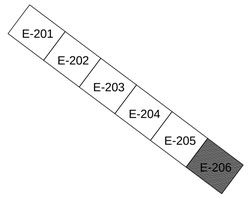

Purpose Of Issue	Rev.	Date	Approved

Client:

GREATER AMMAN MUNICIPALITY

Project:

STRUCTURAL DESIGN SERVICES FOR AMMAN BRT

Package:

PRESS TUNNEL

Title:

BRIDGE AND TUNNEL
LIGHTING SYSTEM LAYOUT
SHEET (6 OF 6)

Consultant:

steer davies gleave
engicon

Design: S.H.	Drawn by: CAD	Checked: KH.A.
Scale: 1:200	Date: OCT. 2016	Approved: W.Z

0 2 4 6 8 10 12 14 16 18 20
METERS

Drawing Number:	Rev.:
E-206	0

NOTES:-

Purpose Of Issue	Rev.	Date	Approved

Client:

GREATER AMMAN MUNICIPALITY

Project:

STRUCTURAL DESIGN SERVICES FOR AMMAN BRT

Package:

PRESS TUNNEL

Title:

STREET LIGHTING LAYOUT

SHEET 1 OF 4

Consultant:

steer davies gleave

engicon

Design:	Drawn by:	Checked:
S.H	CAD	KH.A
Scale: 1:500	Date: NOV. 2016	Approved: W.Z.

0 5 10 15 20 25 30 35 40 45 50

METERS

Drawing Number:	Rev.:
E-301	0

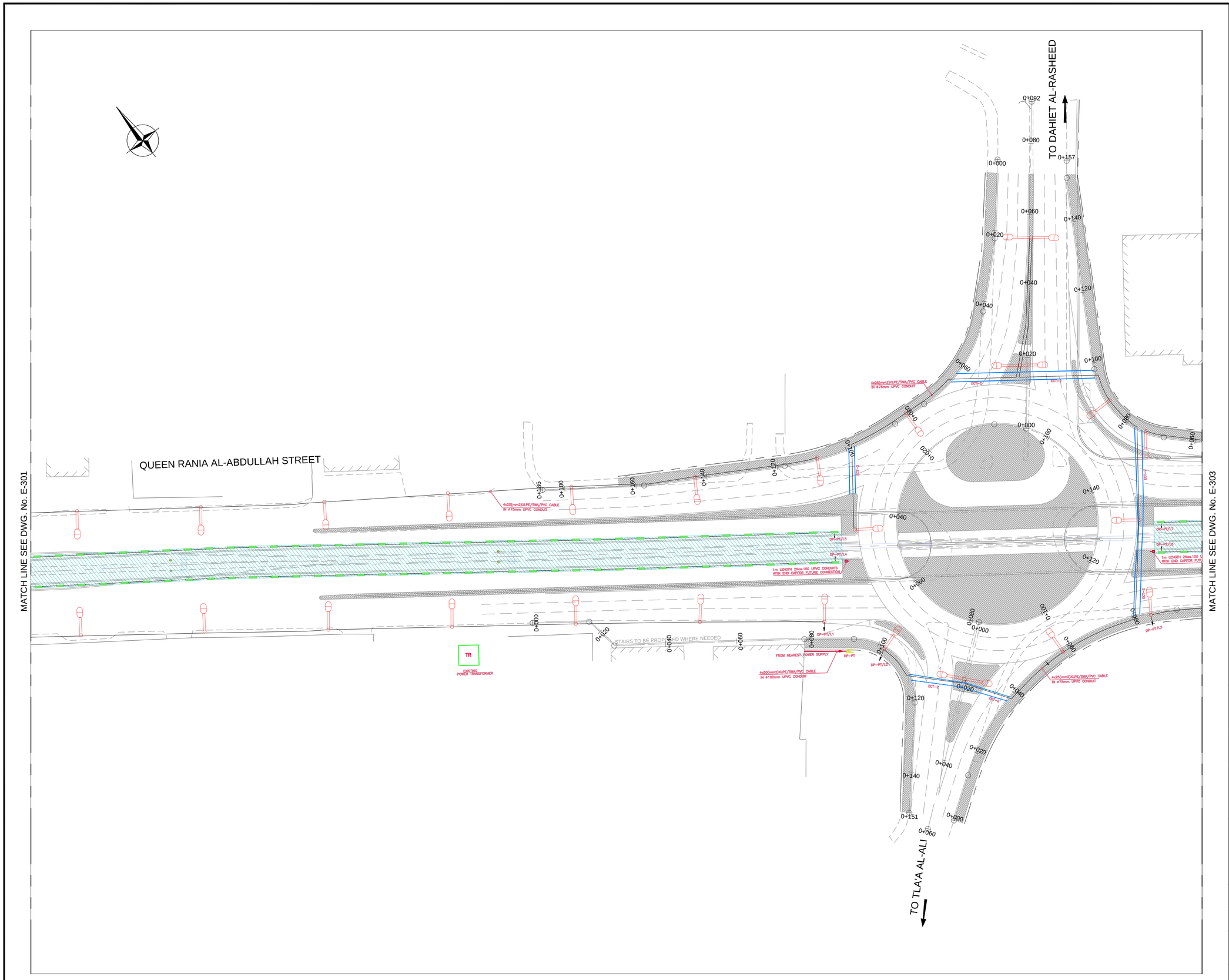

NOTES:-

Purpose Of Issue	Rev.	Date	Approved

Client:

GREATER AMMAN MUNICIPALITY

Project:

STRUCTURAL DESIGN SERVICES FOR AMMAN BRT

Package:

PRESS TUNNEL

Title:

STREET LIGHTING LAYOUT

SHEET 2 OF 4

Consultant:

steer davies gleave

engicon

Design:	Drawn by:	Checked:
S.H	CAD	KH.A
Scale: 1:500	Date: NOV. 2016	Approved: W.Z.

0 5 10 15 20 25 30 35 40 45 50

METERS

Drawing Number:	Rev.:
E-302	0

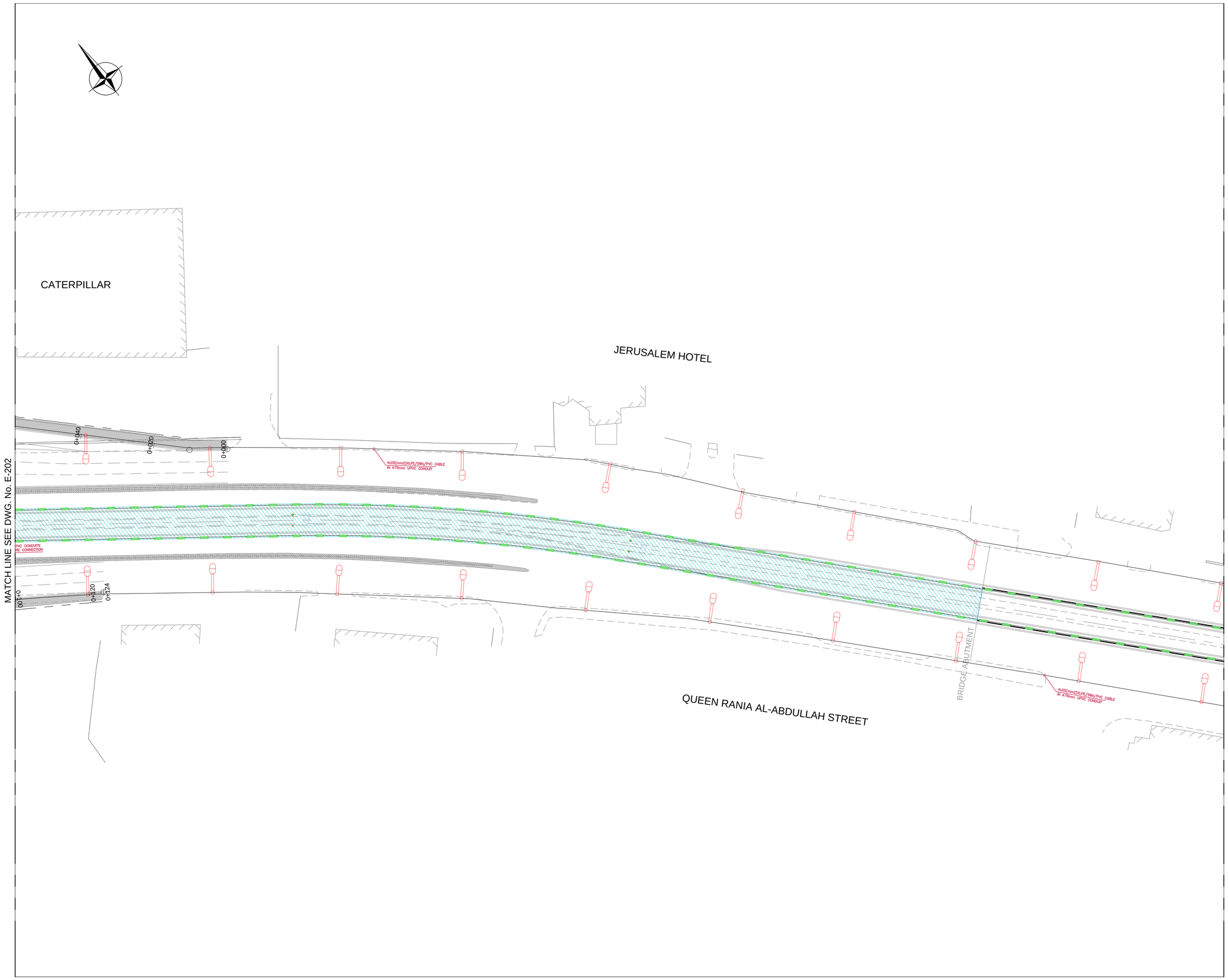

NOTES:-

Purpose Of Issue	Rev.	Date	Approved

Client:

GREATER AMMAN MUNICIPALITY

Project:

STRUCTURAL DESIGN SERVICES FOR AMMAN BRT

Package:

PRESS TUNNEL

Title:

STREET LIGHTING LAYOUT

SHEET 3 OF 4

Consultant:

steer davies gleave

engicon

Design:	Drawn by:	Checked:
S.H	CAD	KH.A
Scale: 1:500	Date: NOV. 2016	Approved: W.Z.

0 5 10 15 20 25 30 35 40 45 50

METERS

Drawing Number:	Rev.:
E-303	0

NOTES:-

Purpose Of Issue	Rev.	Date	Approved

Client:

GREATER AMMAN MUNICIPALITY

Project:

STRUCTURAL DESIGN SERVICES FOR AMMAN BRT

Package:

PRESS TUNNEL

Title:

STREET LIGHTING LAYOUT

SHEET 4 OF 4

Consultant:

steer davies gleave

engicon

Design:	Drawn by:	Checked:
S.H	CAD	KH.A
Scale: 1:500	Date: NOV. 2016	Approved: W.Z.

0 5 10 15 20 25 30 35 40 45 50

METERS

Drawing Number:	Rev.:
E-304	0

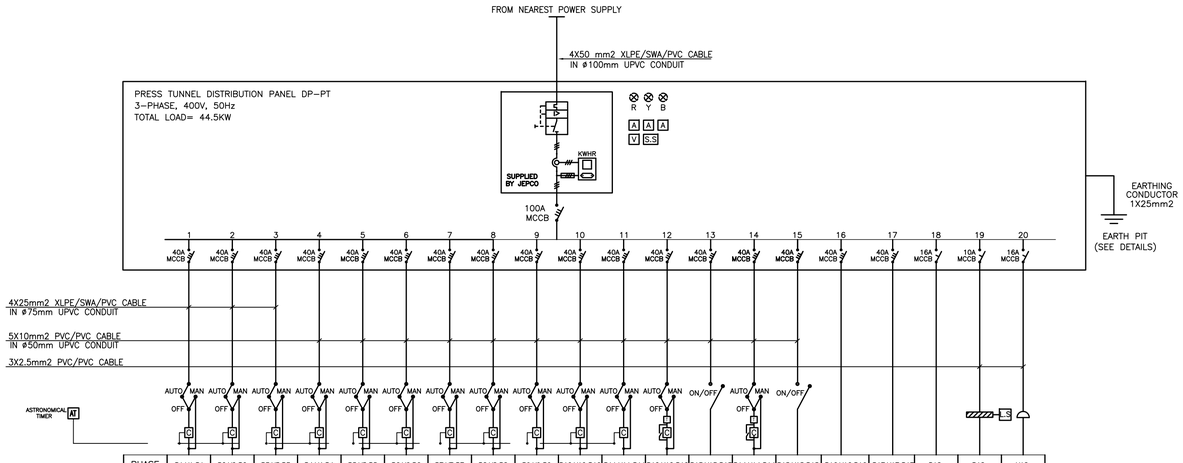

PHASE	R1,Y1,B1	R2,Y2,B2	R3,Y3,B3	R4,Y4,B4	R5,Y5,B5	R6,Y6,B6	R7,Y7,B7	R8,Y8,B8	R9,Y9,B9	R10,Y10,B10	R11,Y11,B11	R12,Y12,B12	R13,Y13,B13	R14,Y14,B14	R15,Y15,B15	R16,Y16,B16	R17,Y17,B17	R18	B18	Y18
CKT NO.	L1	L2	L3	L4	L5	L6	L7	L8	L9	L10	L11	L12	L13	L14	L15	---	---	L16	L17	
LOAD (KW)	3.6	1.8	3.9	2.44	2.44	2.44	2.44	2.25	2.25	2.25	2.25	4.8	3.3	3.3	4.8	---	---	0.02	0.2	
DESCRIPTION	STREET LIGHTING	STREET LIGHTING	STREET LIGHTING	BRIDGE LIGHTING	BRIDGE LIGHTING	BRIDGE LIGHTING	BRIDGE LIGHTING	UNDER BRIDGE LIGHTING	UNDER BRIDGE LIGHTING	UNDER BRIDGE LIGHTING	UNDER BRIDGE LIGHTING	TUNNEL LIGHTING	TUNNEL LIGHTING	TUNNEL LIGHTING	TUNNEL LIGHTING	SPARE	SPARE	PANEL LIGHTING	SOCKET POWER	SPARE
FIXTURE TYPE	LIGHTING POLE 1X150w LED LAMPS SERVICE ROAD	LIGHTING POLE 2X150w LED LAMPS 1X150w LED LAMPS SERVICE ROAD	LIGHTING POLE 1X150w LED LAMPS SERVICE ROAD	1X40W LED LAMPS	1X40W LED LAMPS	1X40W LED LAMPS	1X40W LED LAMPS	1X150w LED LAMPS	1X150w LED LAMPS	1X150w LED LAMPS	1X150w LED LAMPS	1X150W LED LAMPS	1X150W LED LAMPS	1X150W LED LAMPS	1X150W LED LAMPS	---	---	1X18 WATT FLUORESCENT	13A, 230V SOCKET OUTLET	---

PRESS TUNNEL DISTRIBUTION PANEL DETAIL

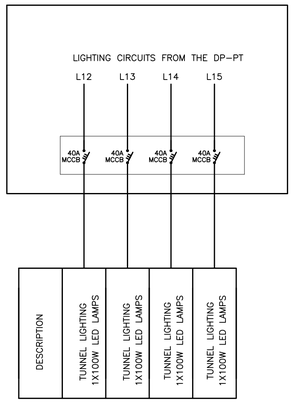

ISOLATION PANEL DETAIL
FOR TUNNEL LIGHTING

NOTES:-

Purpose Of Issue	Rev.	Date	Approved

Client:

GREATER AMMAN MUNICIPALITY

Project:

STRUCTURAL DESIGN SERVICES FOR AMMAN BRT

Package:

PRESS TUNNEL

Title:

ELECTRICAL DETAILS-1

Consultant:

steer davies gleave

engicon

Design:	Drawn by:	Checked:
S.H	CAD	KH.A
Scale: N.T.S.	Date: NOV. 2016	Approved: W.Z.

METERS

Drawing Number:	Rev.:
E-801	0

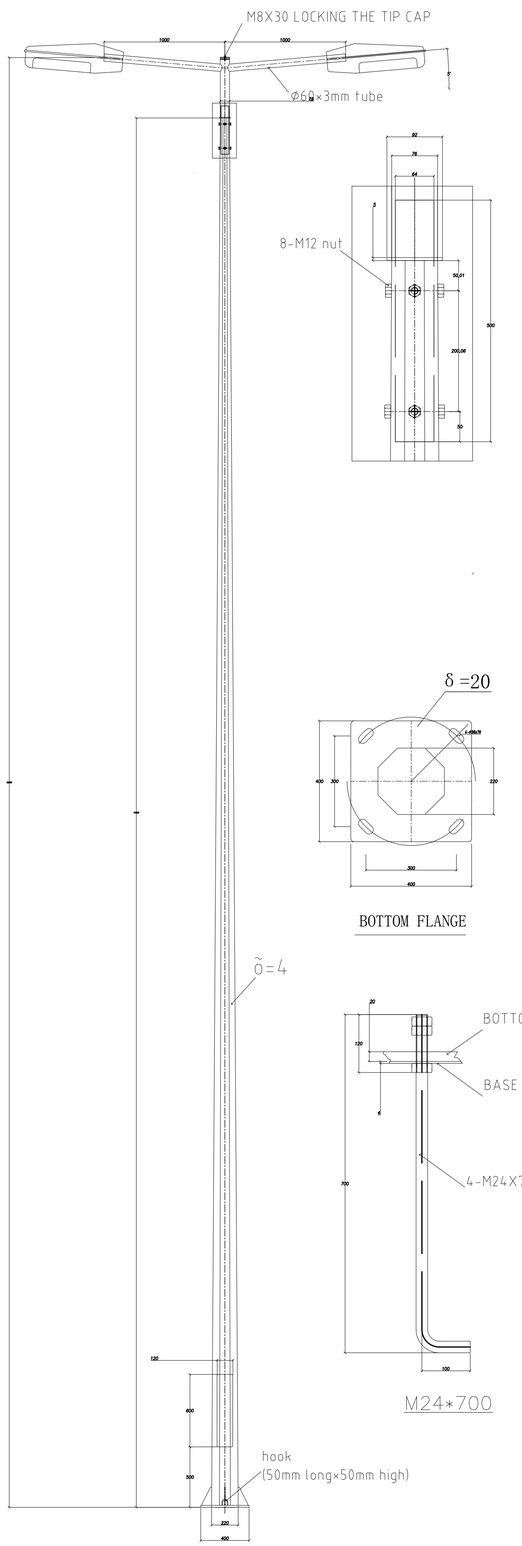

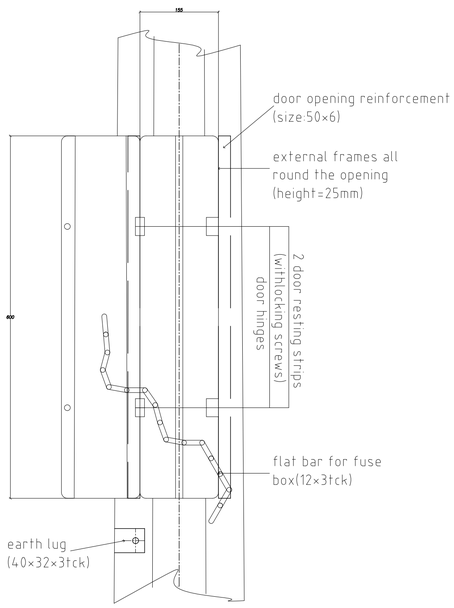

BOTTOM FLANGE

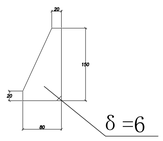

STIFFENER

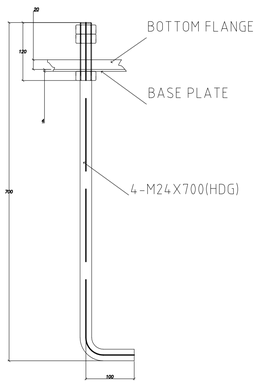

M24*700

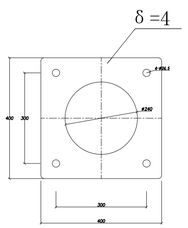

BASE PLATE

Techincal specifications
1. All dimensions are in millimeters unless otherwise shown
2. Pole comply BC 5649/en40,octagonal type(wind speed 250km/Hrs)
3. Thickness of galvanization(hot dip galvanized) is more than 85um
4. The material for shaft and arm is steel ST52-3 (Q345C),for base plate is steel ST44-2(Q255B)

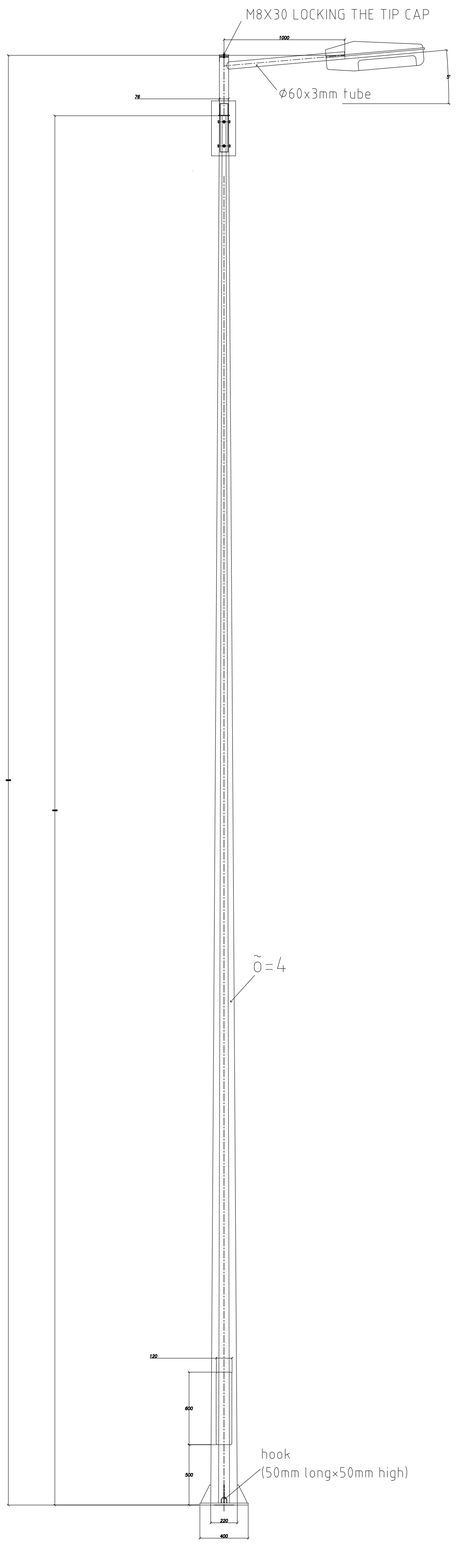

NOTES:-

Purpose Of Issue	Rev.	Date	Approved

Client:

GREATER AMMAN MUNICIPALITY

Project:

STRUCTURAL DESIGN SERVICES FOR AMMAN BRT

Package:

PRESS TUNNEL

Title:

ELECTRICAL DETAILS-2

Consultant:

steer davies gleave

engicon

Design:	Drawn by:	Checked:
S.H	CAD	KH.A
Scale: N.T.S.	Date: NOV. 2016	Approved: W.Z.

METERS

Drawing Number: E-802

Rev.: 0

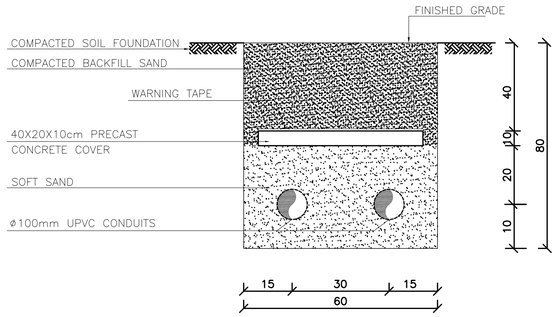

ELECTRICAL POWER TRENCH

N.T.S

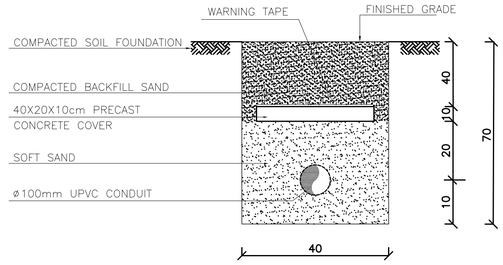

ELECTRICAL POWER TRENCH

N.T.S

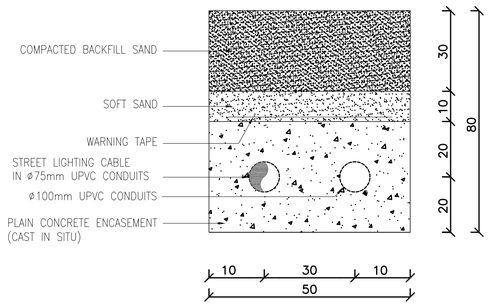

ELECTRICAL CONCRETE TRENCH

(ECT-2)

N.T.S

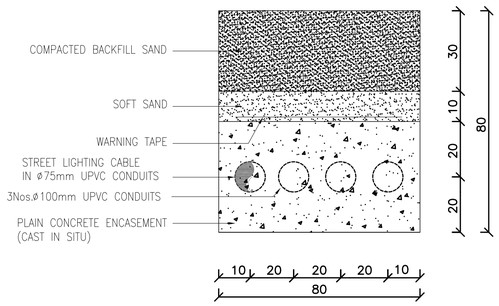

ELECTRICAL CONCRETE TRENCH

(ECT-2)

N.T.S

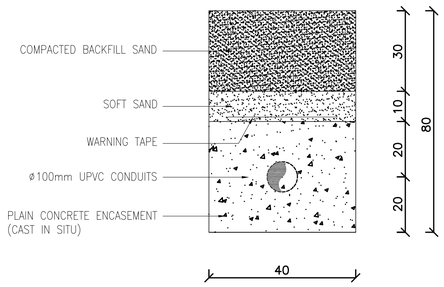

ELECTRICAL CONCRETE TRENCH

(ECT-3)

N.T.S

NOTES:-

Purpose Of Issue	Rev.	Date	Approved

Client:

GREATER AMMAN MUNICIPALITY

Project:

STRUCTURAL DESIGN SERVICES FOR AMMAN BRT

Package:

PRESS TUNNEL

Title:

ELECTRICAL DETAILS-3

Consultant:

steer davies gleave

engicon

Design:	Drawn by:	Checked:
S.H	CAD	KH.A
Scale: N.T.S.	Date: NOV. 2016	Approved: W.Z.

METERS

Drawing Number:	Rev.:
E-803	0

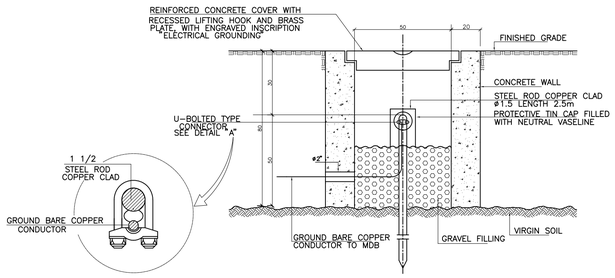

DETAIL "A"
N.T.S.

CONSTRUCTIONAL DETAILS FOR TYPICAL EARTH PIT
N.T.S.

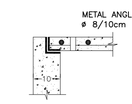

DETAIL (B)
1/10

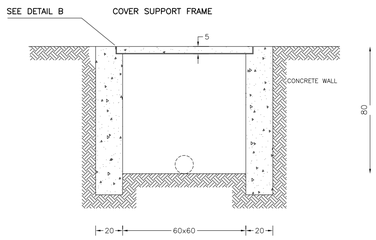

CONC. ELECTRIC MANHOLE
N.T.S

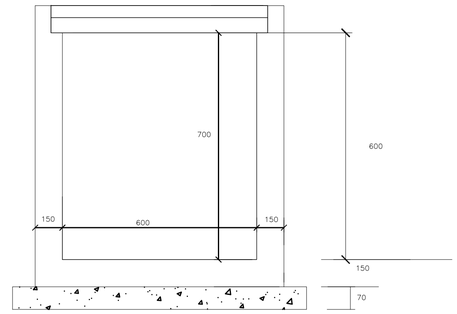

TYPICAL TELECOMMUNICATION MANHOLE DETAIL

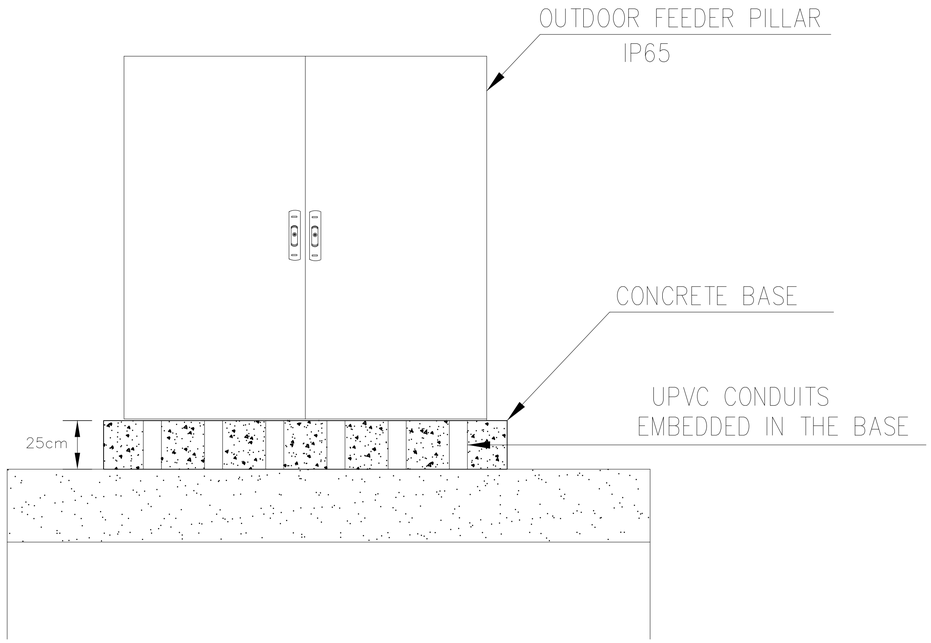

OUTDOOR DISTRIBUTION PANEL
FRONT ELEVATION
N.T.S

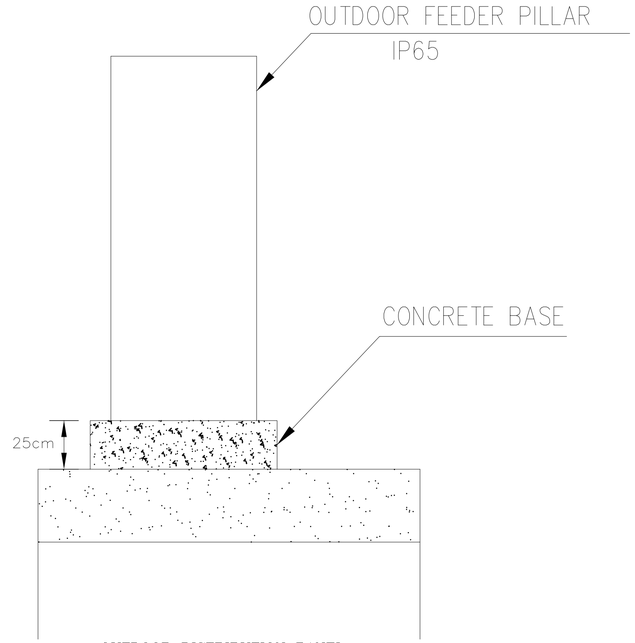

OUTDOOR DISTRIBUTION PANEL
SIDE ELEVATION
N.T.S

OUTDOOR DISTRIBUTION PANEL

ELEVATIONS

NOTES:-

Purpose Of Issue	Rev.	Date	Approved

Client:
GREATER AMMAN MUNICIPALITY

Project:
STRUCTURAL DESIGN SERVICES FOR AMMAN BRT

Package:
PRESS TUNNEL

Title:
ELECTRICAL DETAILS-4

Consultant:
steer davies gleave
engicon

Design:	Drawn by:	Checked:
S.H	CAD	KH.A
Scale: N.T.S.	Date: NOV. 2016	Approved: W.Z.

METERS

Drawing Number:	Rev.:
E-804	0

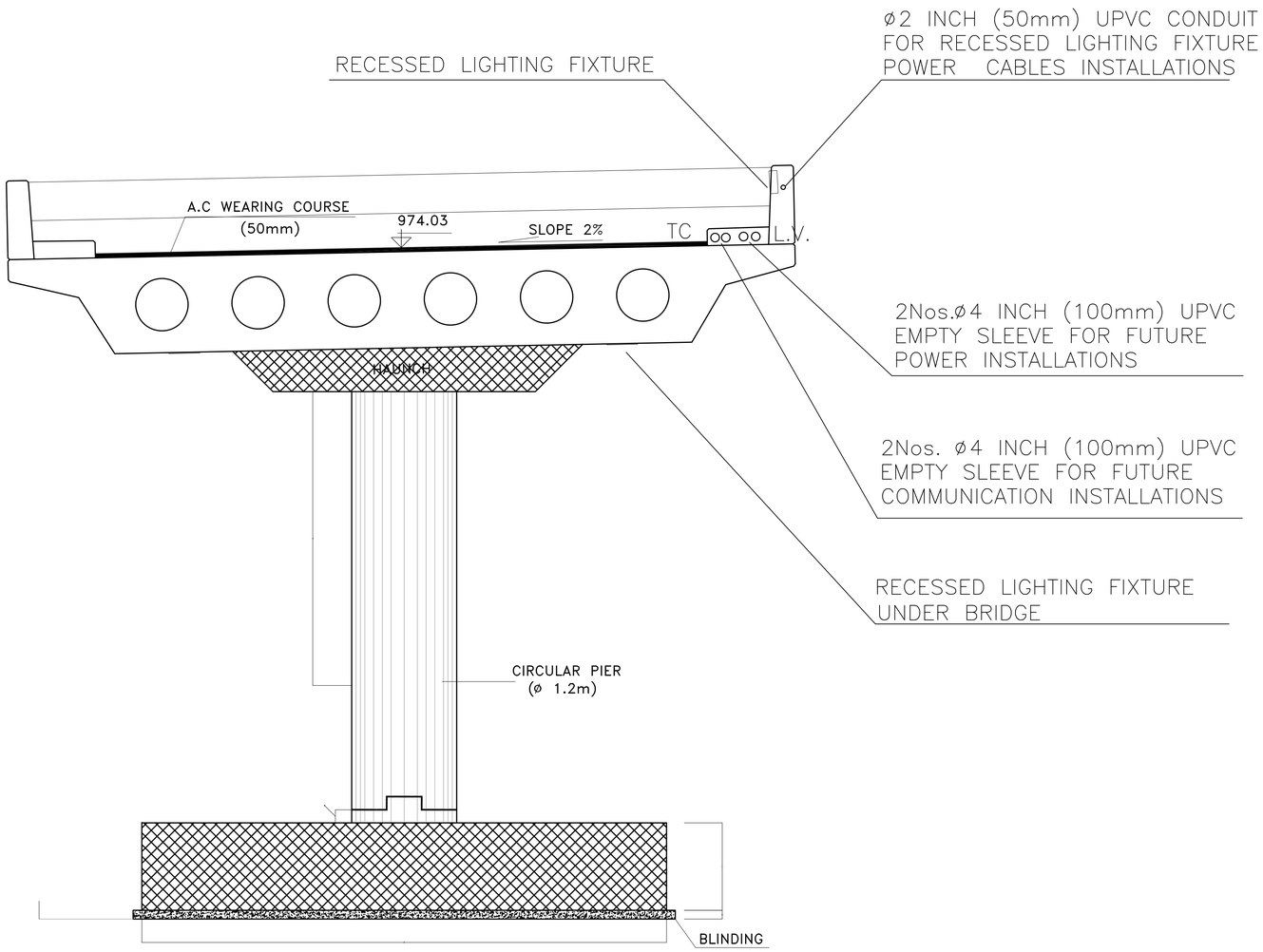

NOTES:-

Purpose Of Issue	Rev.	Date	Approved

Client:

GREATER AMMAN MUNICIPALITY

Project:

STRUCTURAL DESIGN SERVICES FOR AMMAN BRT

Package:

PRESS TUNNEL

Title:

ELECTRICAL DETAILS–5

Consultant:

steer davies gleave

engicon

Design:	Drawn by:	Checked:
S.H	CAD	KH.A
Scale: N.T.S.	Date: NOV. 2016	Approved: W.Z.

METERS

Drawing Number:	Rev.:
E-805	0