

PROJECT

**BUS RAPID TRANSIT
PACKAGE - 4B -**

QUEEN RANIA STREET
(SUWAYLEH TO YAJOUZ)

AMMAN

MAY. 2018

FOR BINDING

TITLE			
NO	DRAWING NO.	DESCRITION	SCALE
A 050=SITE PLANS			
1	A050	SITE PLAN. PART(1)	1:500
2	A051	SITE PLAN. PART(2)	1:500
A 201=PACKAGE SECTIONS			
3	A201	SECTIONS (A–A)	1:25
4	A202	SECTIONS (B–B)	1:25
5	A203	SECTIONS (C–C)	1:25
A 250=TYPICAL SECTIONS			
6	A250	TYPICAL SECTIONS	1:25
7	A251	TYPICAL SECTIONS	1:25
8	A252	TYPICAL SECTIONS	1:25
9	A253	TYPICAL SECTIONS	1:25
A 551=ARCHITECTURAL DETAILS			
10	A551.0	ARCHITECTURAL DETAILS D01.0	1:10
11	A552.0	ARCHITECTURAL DETAILS D02.0	1:10
12	A552.1	ARCHITECTURAL DETAILS D02.1	1:10
13	A553.0	ARCHITECTURAL DETAILS D03.0	1:10
14	A553.1	ARCHITECTURAL DETAILS D03.1	1:10
15	A553.2	ARCHITECTURAL DETAILS D03.2	1:10
16	A554.0	ARCHITECTURAL DETAILS D04.0	1:10
17	A554.1	ARCHITECTURAL DETAILS D04.1	1:10
18	A555.0	ARCHITECTURAL DETAILS D05.0	1:10
19	A556.0	ARCHITECTURAL DETAILS D06.0	1:10
20	A556.1	ARCHITECTURAL DETAILS D06.1	1:10
21	A556.2	ARCHITECTURAL DETAILS D06.2	1:10
22	A557.0	ARCHITECTURAL DETAILS D07.0	1:10
23	A558.0	ARCHITECTURAL DETAILS D08.0	1:10
24	A558.1	ARCHITECTURAL DETAILS D08.1	1:10
25	A558.2	ARCHITECTURAL DETAILS D08.2	1:10
26	A559.0	ARCHITECTURAL DETAILS D09.0	1:10
27	A561.0	ARCHITECTURAL DETAILS D11.0	1:10
28	A562.0	ARCHITECTURAL DETAILS D12.0	1:10
29	A563.0	ARCHITECTURAL DETAILS D13.0	1:10
30	A564.0	ARCHITECTURAL DETAILS D14.0	1:10
31	A564.1	ARCHITECTURAL DETAILS D14.1	1:10
32	A565.0.0	ARCHITECTURAL DETAILS D15.0	–
33	A565.0.1	ARCHITECTURAL DETAILS D15.0	–
34	A565.0.2	ARCHITECTURAL DETAILS D15.0	–
35	A565.1.0	ARCHITECTURAL DETAILS D15.1	–
36	A565.1.1	ARCHITECTURAL DETAILS D15.1	–
37	A565.2.0	ARCHITECTURAL DETAILS D15.2	–
38	A565.2.1	ARCHITECTURAL DETAILS D15.2	–
39	A565.2.2	ARCHITECTURAL DETAILS D15.2	–
40	A566.0.0	ARCHITECTURAL DETAILS D16.0	–
41	A566.0.1	ARCHITECTURAL DETAILS D16.0	–
42	A566.0.2	ARCHITECTURAL DETAILS D16.0	–
43	A566.1.0	ARCHITECTURAL DETAILS D16.1	–
44	A566.1.1	ARCHITECTURAL DETAILS D16.1	–
45	A567.0	ARCHITECTURAL DETAILS D17.0	–
A 552 = LANDSCAPE DETAILS			
46	A551.0	DIMENSION PLAN	1:100
47	A552.0	SOFT LANDSCAPE	1:100
48	A552.1	DETAILS	–



Greater Amman Municipality

Bus Rapid Transit (BRT) System
in Amman

Package 4B

PURPOSE OF ISSUE: FINAL

2	FINAL SUBMISION	MAY 2018			
1	FINAL SUBMISION	MAR 2018			
REV.	DESCRIPTION	DATE	DWN	CHKD	APPD

PRODUCED BY:		SIGNATURE:
DESIGNED BY: I.TAHHAN		SIGNATURE:
CHECKED BY: I.TAHHAN		SIGNATURE:
PROJECT MANAGER:		SIGNATURE:
DEPUTY DIRECTOR OF ENG. AFFAIRS: ARCH.SANAAL-NAZER		SIGNATURE:

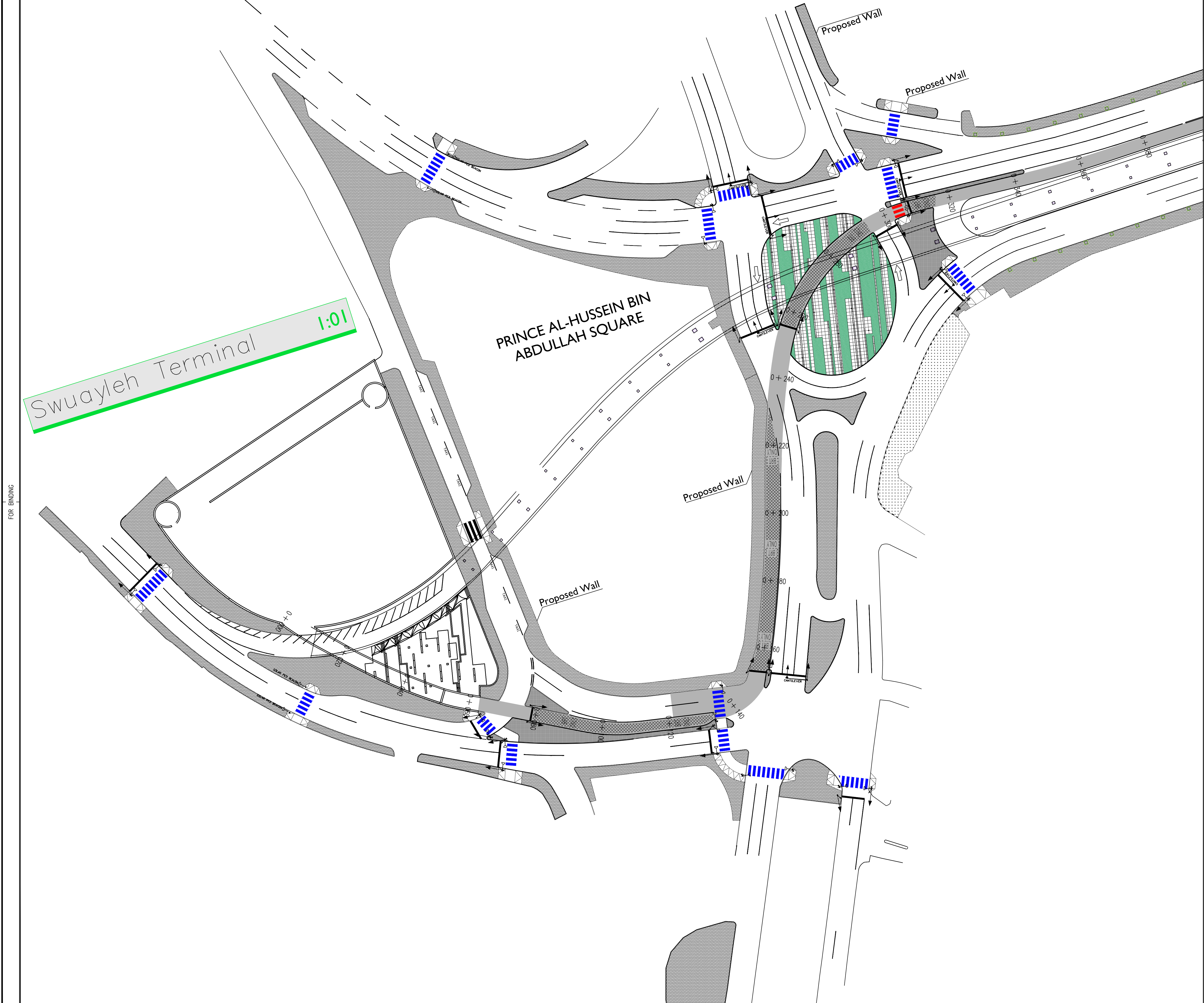
LIST OF DRAWINGS


THIS IS A CAD DRAWING AND MUST NOT BE ALTERED MANUALLY			
ISSUE DATE: MAY 2018	SCALE: –	ORIG. DWG SIZE: ()	REV.
DRAWING NUMBER:		Sht. of	
THIS DRAWING IS THE COPYRIGHT OF CLIENT AND CONSULTANT AND MUST NOT BE RETAINED, COPIED OR USED WITHOUT THE AUTHORIZATION			

Lead Consultant

Engineering Design

Architectural Design





Greater Amman Municipality

Bus Rapid Transit (BRT) System in Amman

Package 4B

NOTES:-

- AT 30 CM OR LESS MEDIAN'S WIDTH PUSH HAMMER, CAST-ON-SITE CONCRETE CAN BE USED.
- ALL PEDESTRIAN CROSSINGS ARE 3M WIDTH.

LEGEND

- PROPOSED INTERLOCKING TILE FOR MEDIANS
- PROPOSED INTERLOCKING TILE FOR SIDEWALK
- VEHICLE CROSS-OVER
- ASPHALT SET-BACK
- PROPOSED GREEN AREA
- PROPOSED BRT CONCRETE PAVEMENT
- PROPOSED BRT ASPHALT ROUTE
- STATION AREA
- MOUNTABLE CURBSTONE
- PEDESTRIAN CROSSING AT GENERAL TRAFFIC
- PEDESTRIAN CROSSING AT BRT
- MOUNTABLE EDGE
- PLANTER LOCATION
- RETAINING WALL

PURPOSE OF ISSUE: FINAL

REV.	DESCRIPTION	DATE	DWN	CHKD	APPD
2	FINAL SUBMISSION	MAY 2018			
1	FINAL SUBMISSION	MAR 2018			


PRODUCED BY:	SIGNATURE:
DESIGNED BY: I.TAHHAN	SIGNATURE:
CHECKED BY: I.TAHHAN	SIGNATURE:
PROJECT MANAGER:	SIGNATURE:
DEPUTY DIRECTOR OF ENG. AFFAIRS: ARCH.SANAALHAZER	SIGNATURE:

Site Plan
SHOWING THE LOCATIONS OF PLANTERS AND
REFERENCE FOR DETAILS AND SECTIONS
PART (1)

THIS IS A CAD DRAWING AND MUST NOT BE ALTERED MANUALLY


ISSUE DATE: MAY 2018	SCALE: 1:500	ORIG. DWG SIZE: ()	REV.
DRAWING NUMBER: A050	Sht.	of	

THIS DRAWING IS THE COPYRIGHT OF CLIENT AND CONSULTANT AND MUST NOT BE RETAINED, COPIED OR USED WITHOUT THE AUTHORIZATION



steer davis gleave

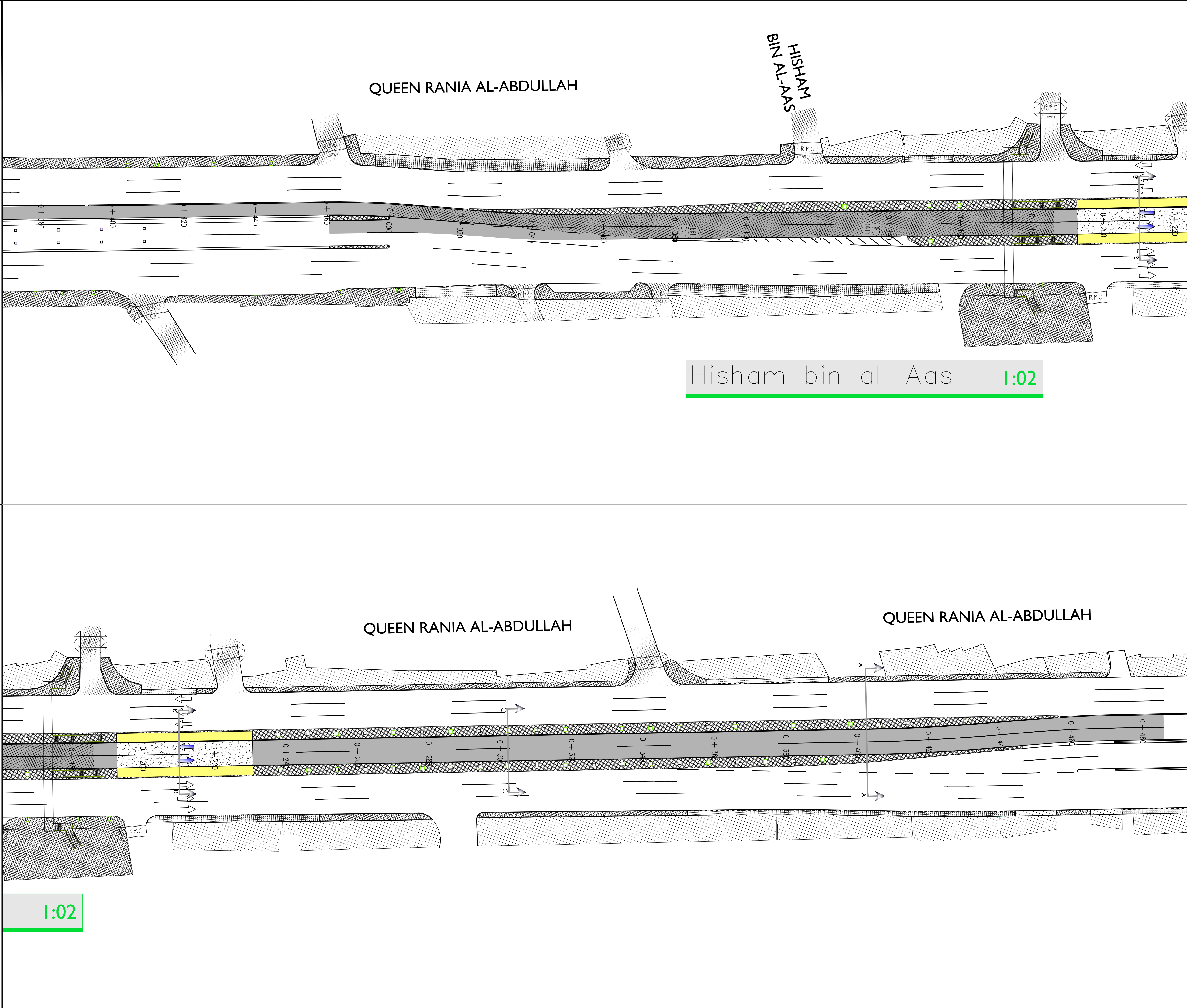
Lead Consultant



ت.ك.ا.و.ب.ش.ن.ا.ق
tahhan & bushnaq

Engineering Design
Architectural Design

FOR BINDING



Greater Amman Municipality

Bus Rapid Transit (BRT) System
in Amman

Package 4B

NOTES:-
-AT 30 CM OR LESS MEDIAN'S WIDTH
PUSH HAMMER, CAST-ON-SITE
CONCRETE CAN BE USED.
-ALL PEDESTRIAN CROSSINGS ARE 3M
WIDTH.

- LEGEND
- PROPOSED INTERLOCKING TILE FOR MEDIANS
 - PROPOSED INTERLOCKING TILE FOR SIDEWALK
 - VEHICLE CROSS-OVER
 - ASPHALT SET-BACK
 - PROPOSED GREEN AREA
 - PROPOSED BRT CONCRETE PAVEMENT
 - PROPOSED BRT ASPHALT ROUTE
 - STATION AREA
 - MOUNTABLE CURBSTONE
 - PEDESTRIAN CROSSING AT GENERAL TRAFFIC
 - PEDESTRIAN CROSSING AT BRT
 - MOUNTABLE EDGE
 - PLANTER LOCATION
 - RETAINING WALL

PURPOSE OF ISSUE: FINAL

REV.	DESCRIPTION	DATE	DWN	CHKD	APPD
2	FINAL SUBMISSION	MAY 2018			
1	FINAL SUBMISSION	MAR 2018			

PRODUCED BY:	SIGNATURE:
DESIGNED BY: I.TAHHAN	SIGNATURE:
CHECKED BY: I.TAHHAN	SIGNATURE:
PROJECT MANAGER:	SIGNATURE:
DEPUTY DIRECTOR OF ENG. AFFAIRS: ARCH.SANAALHAZER	SIGNATURE:

DRAWING TITLE:

Site Plan
SHOWING THE LOCATIONS OF PLANTERS AND
REFERENCE FOR DETAILS AND SECTIONS
PART (2)

THIS IS A CAD DRAWING AND MUST NOT BE ALTERED MANUALLY

ISSUE DATE: MAY 2018 SCALE: 1:500 ORIG. DWG SIZE: () REV.

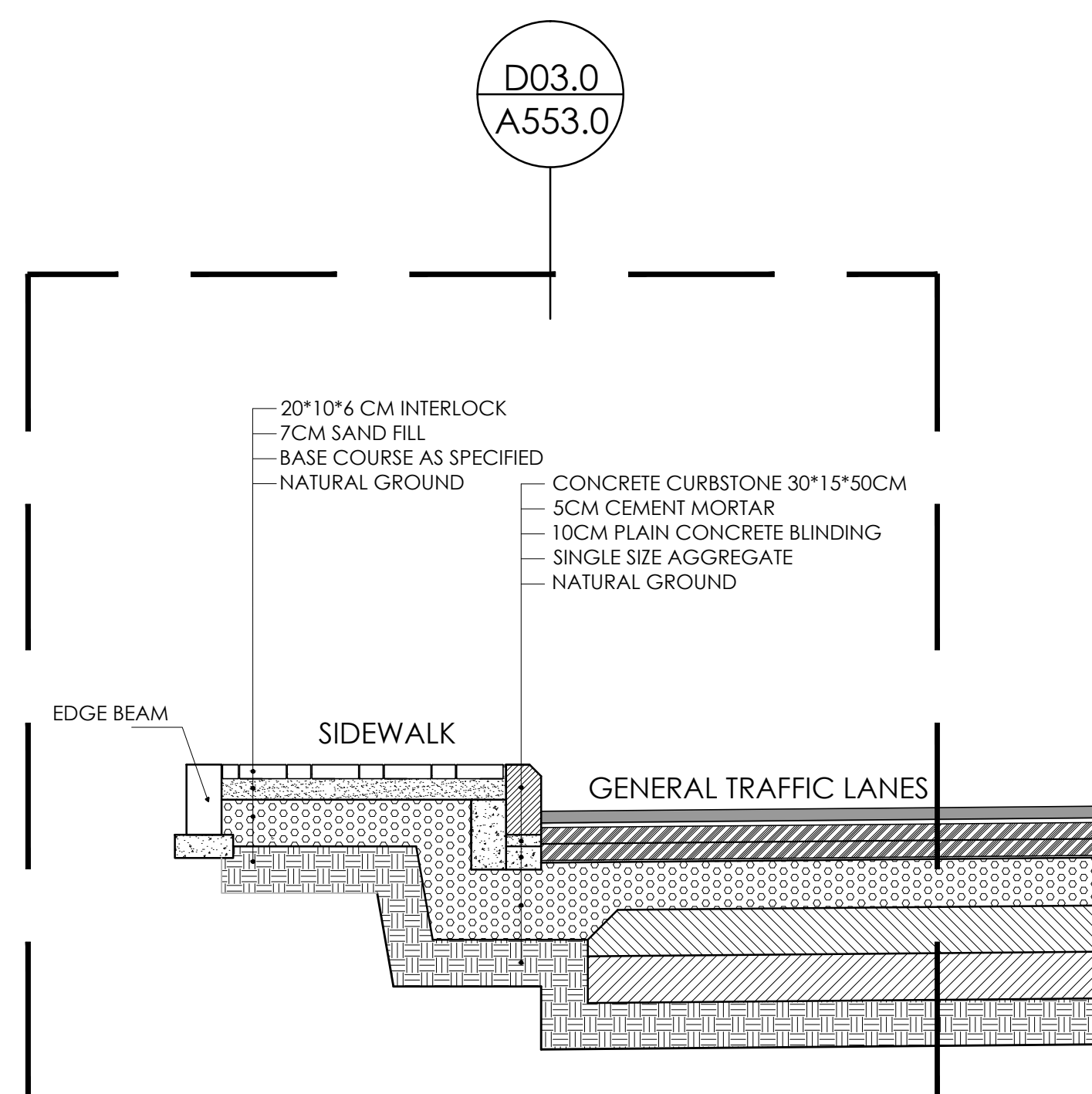
DRAWING NUMBER: A051 Sht. of

THIS DRAWING IS THE COPYRIGHT OF CLIENT AND CONSULTANT AND MUST
NOT BE RETAINED, COPIED OR USED WITHOUT THE AUTHORIZATION

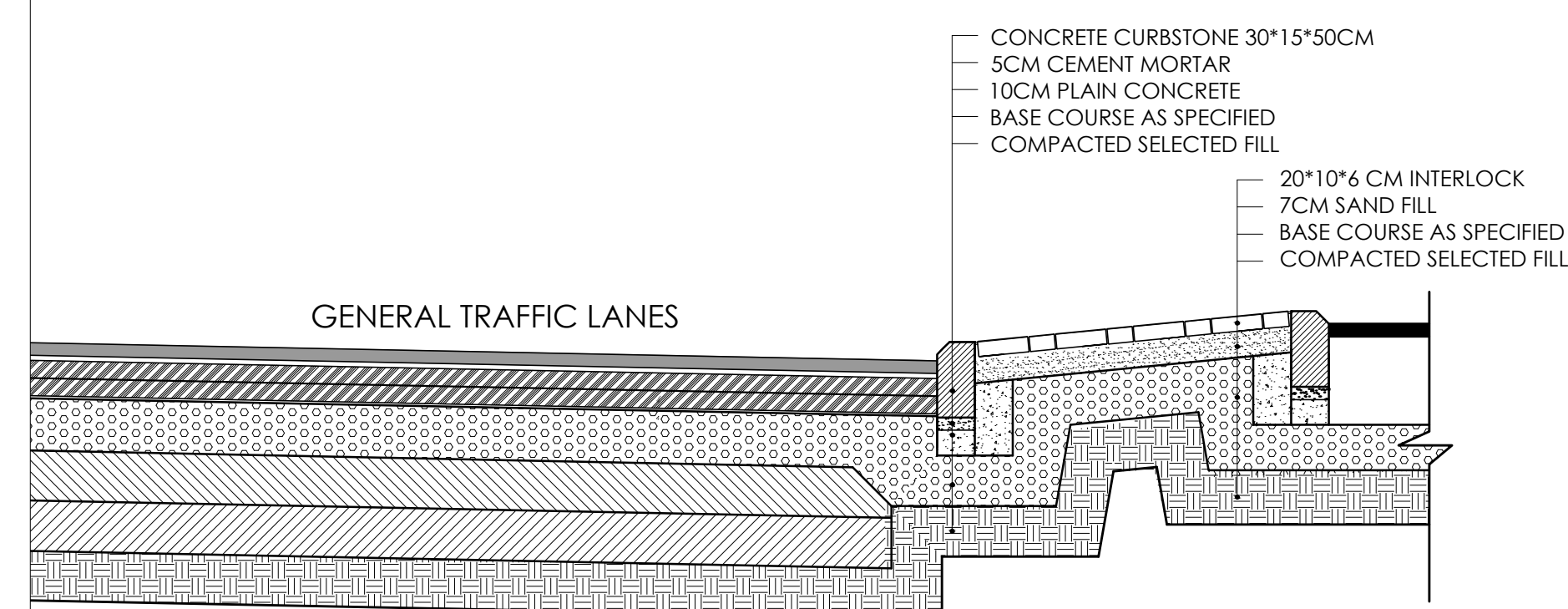
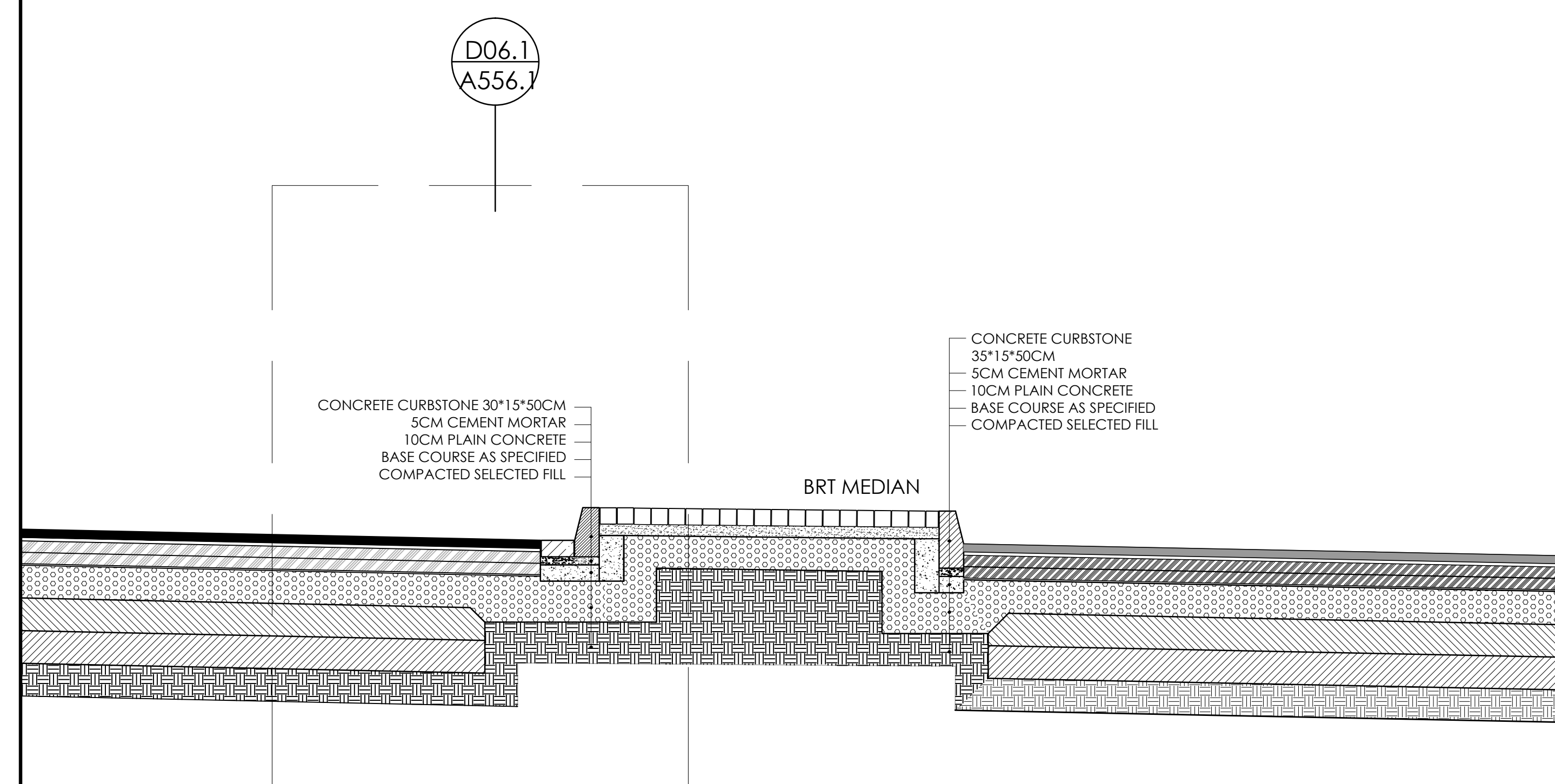
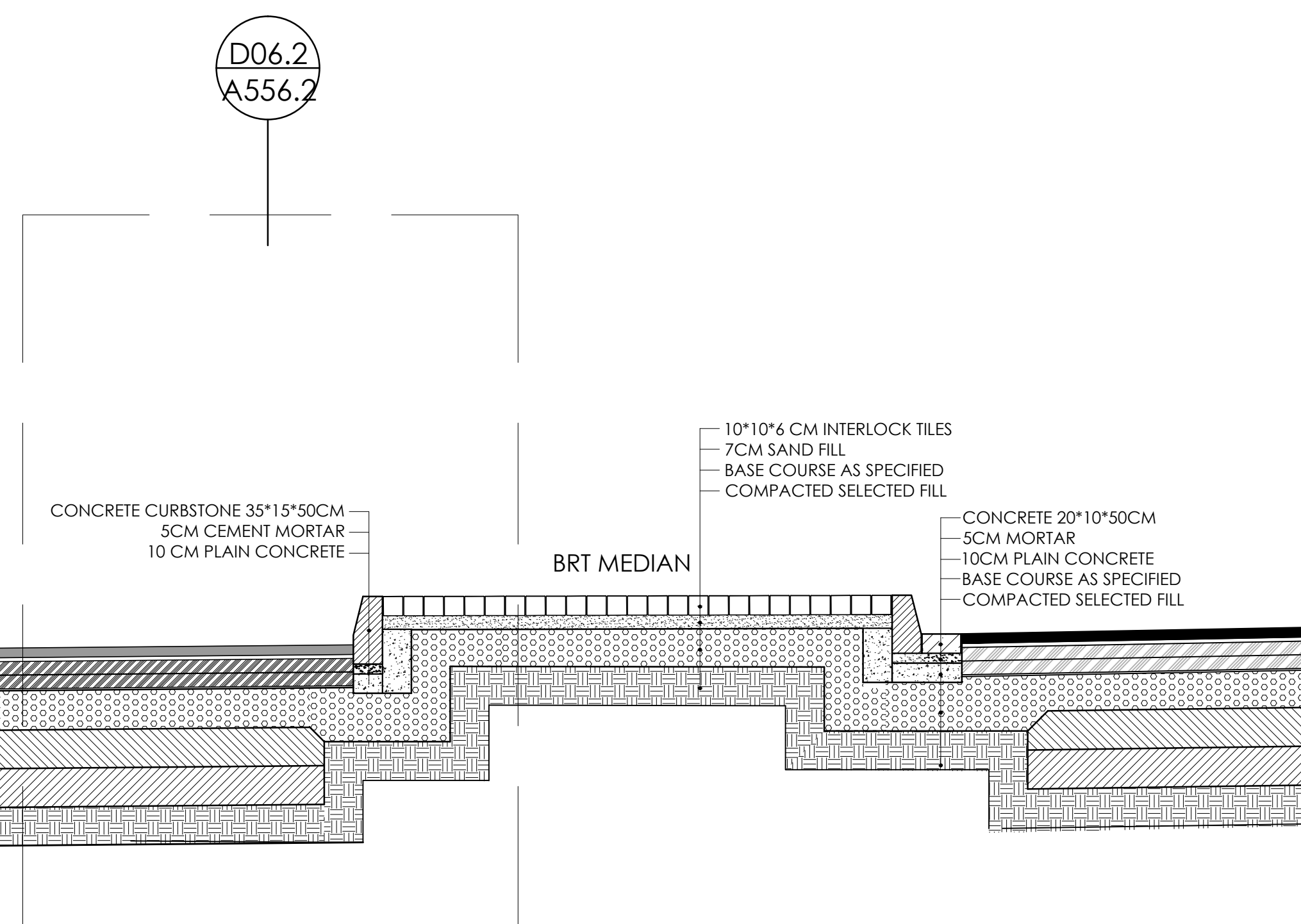
steer davis gleave Lead Consultant

سيجا SIGMA Engineering Design

طكان و بشناق tahhan & bushnaq Architectural Design



SECTION A-A
SCALE 1:25



GENERAL TRAFFIC LANES

Journal Pre-proof



Greater Amman Municipality

Bus Rapid Transit (BRT) System in Amman

Package 4B

NOTES:-

-ROAD DETAILS TO BE TAKEN FROM
ROADS DRAWINGS.

-WHERE EVER NOTED AS SPECIFIED
MEANS TO BE TAKEN FROM BOQ.

CALE	PURPOSE OF ISSUE: FINAL
------	-------------------------

REVISION NOTES					
	2	FINAL SUBMISSION	MAY 2018		
	1	FINAL SUBMISSION	MAR 2018		
REV.	DESCRIPTION	DATE	DWN	CHKD	AP

DESIGN TEAM	PRODUCED BY:	SIGNATURE:
	DESIGNED BY: I.TAHIAN	SIGNATURE:
	CHECKED BY: I.TAHIAN	SIGNATURE:
	PROJECT MANAGER:	SIGNATURE:
	DEPUTY DIRECTOR OF ENG. AFFAIRS: ARCH. SANAAL-NAZER	SIGNATURE:

	DRAWING TITLE:
--	----------------

SECTIONS
SEC A-A

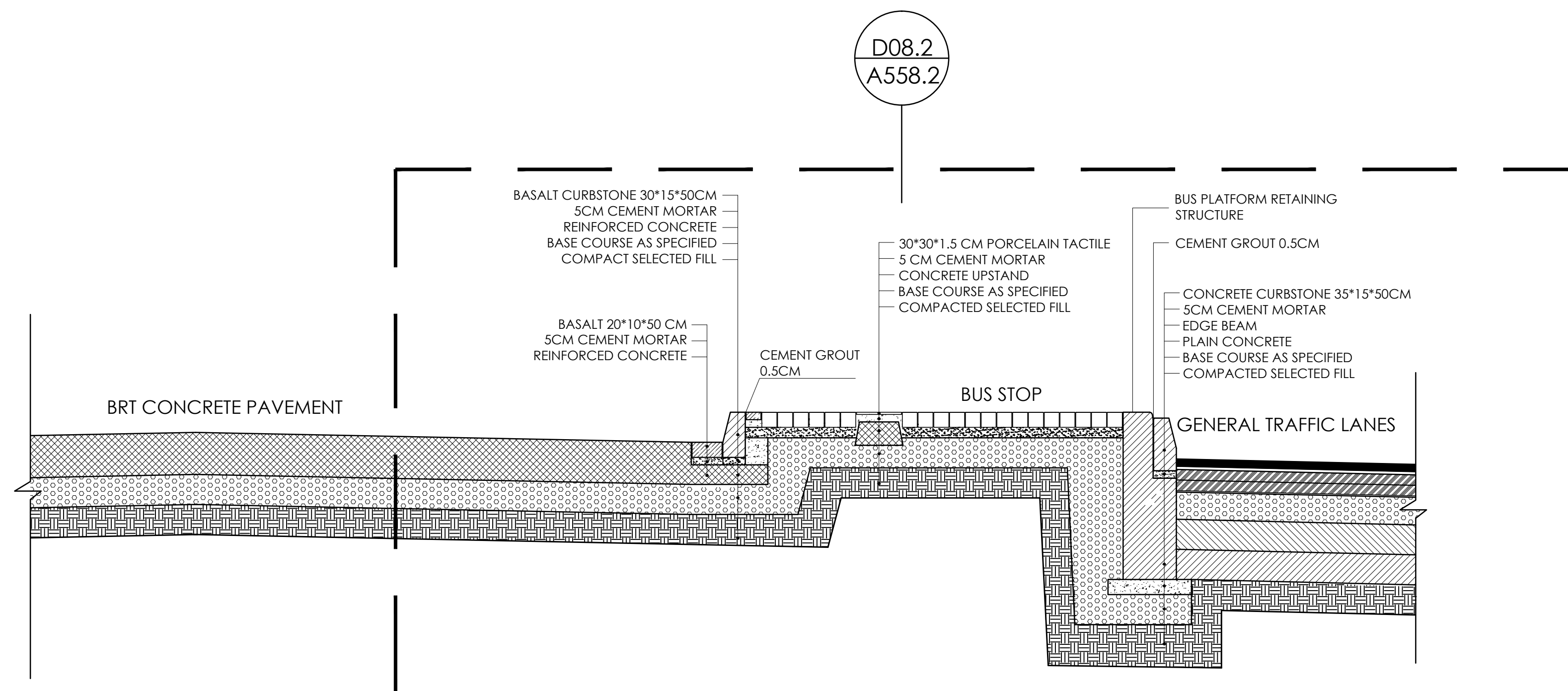
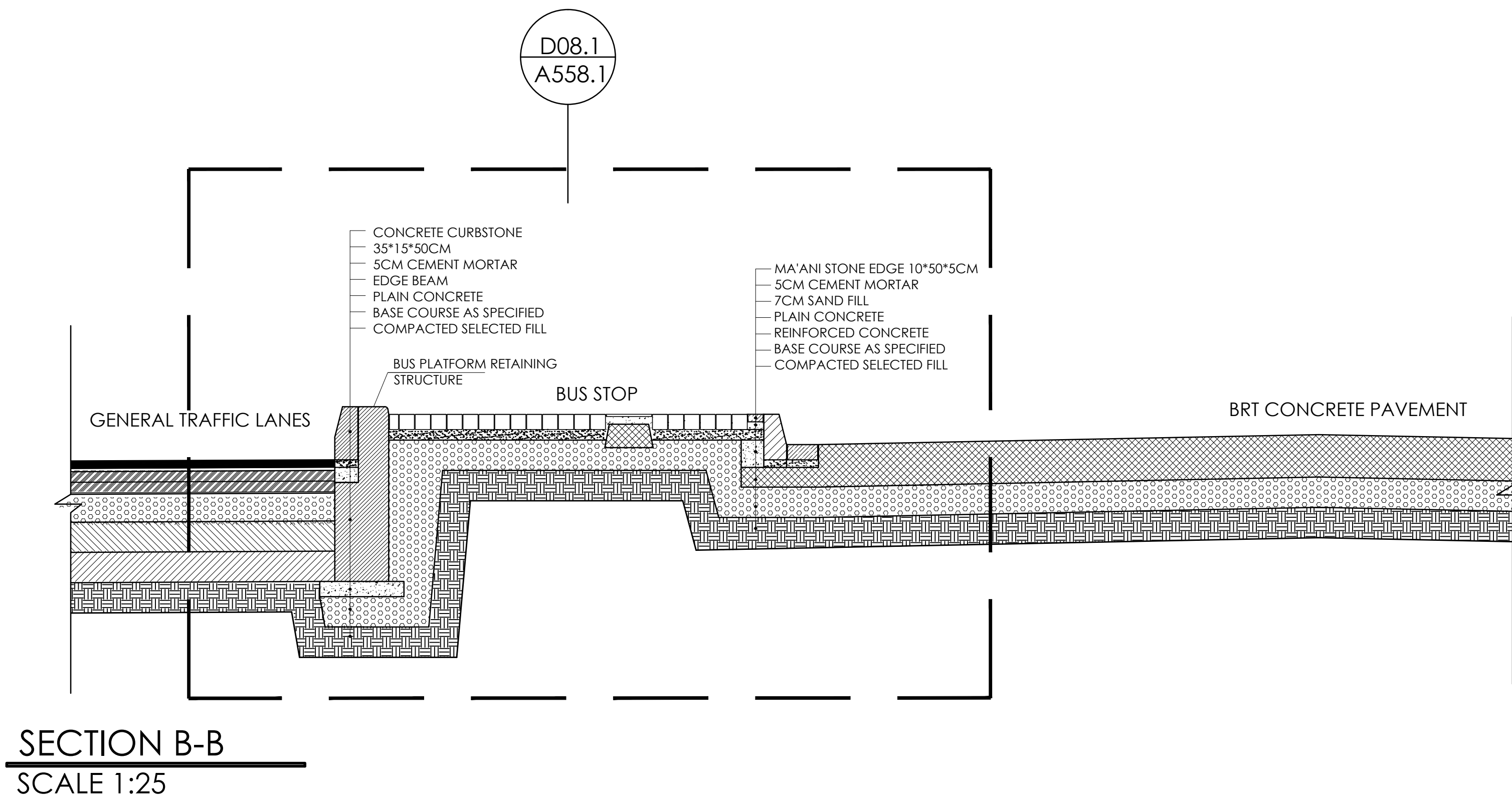
THIS IS A CAD DRAWING AND MUST NOT BE ALTERED MANUALLY




DR	ISSUE DATE: MAY 2018	SCALE: 1:25	ORIG. DWG SIZE: ()	RE
	DRAWING NUMBER: A201		Sht. of	

DRAWING NUMBER: A201	Sht.	of
----------------------	------	----

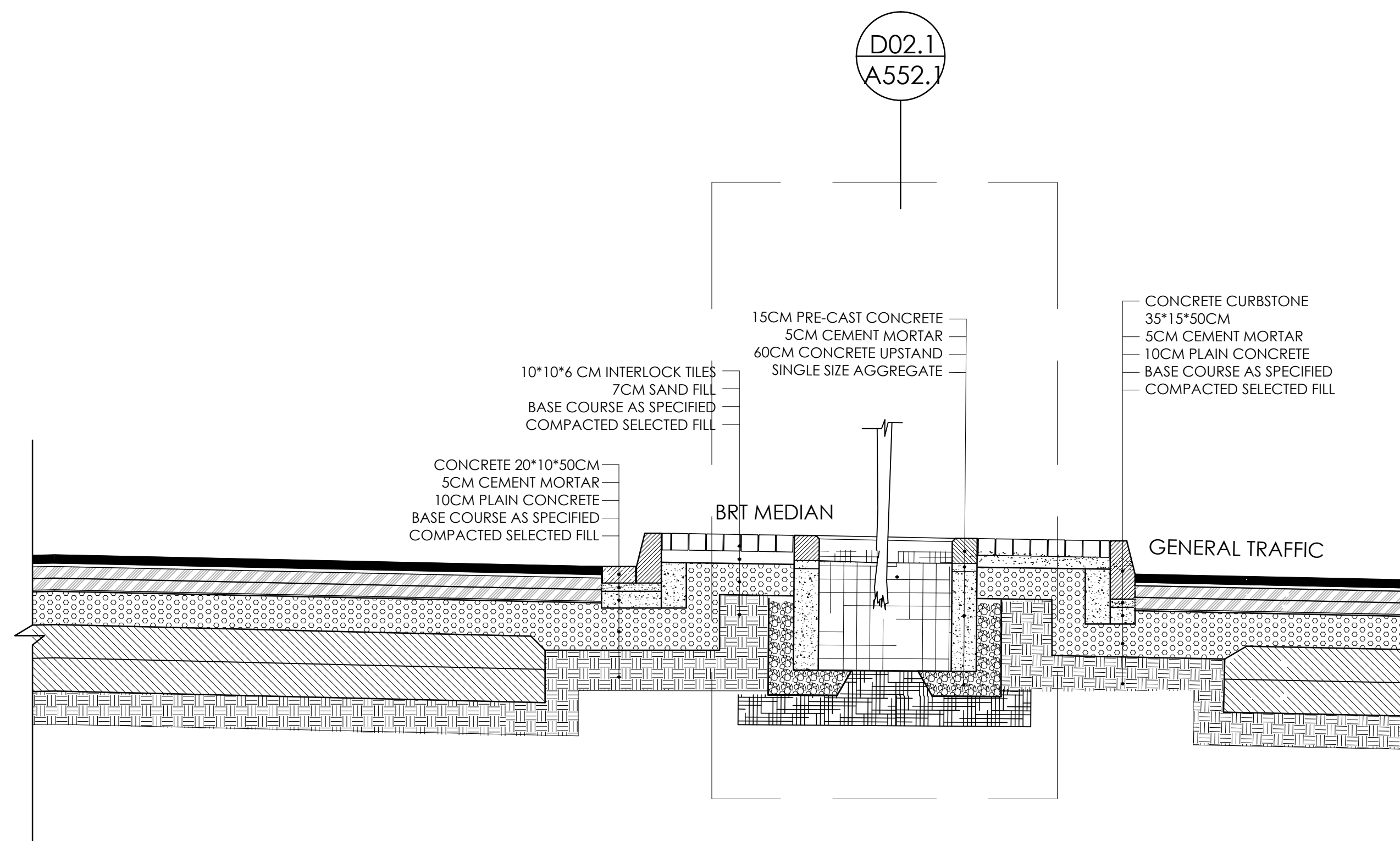
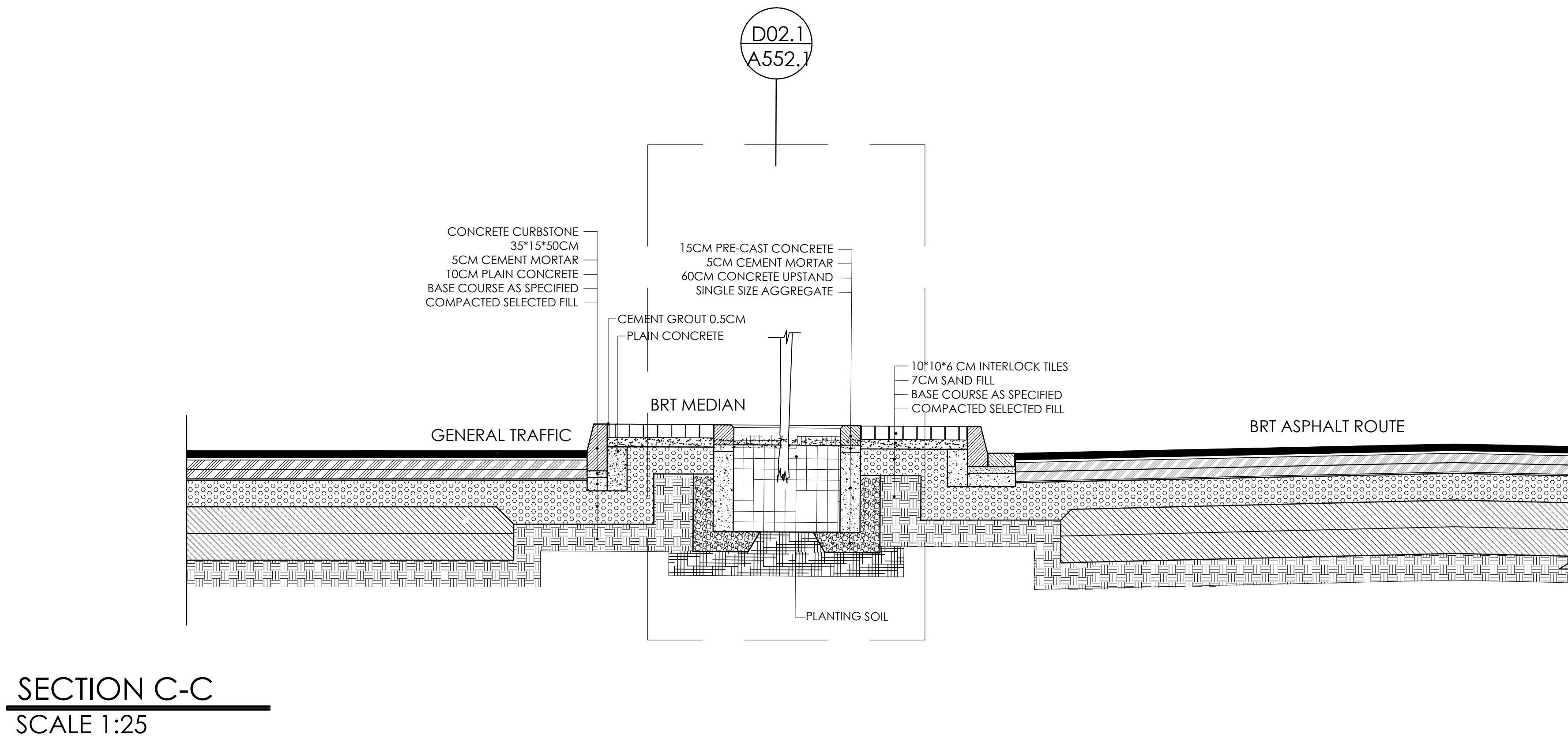
THIS DRAWING IS THE COPYRIGHT OF CLIENT AND CONSULTANT AND MUST NOT BE RETAINED, COPIED OR USED WITHOUT THE AUTHORIZATION









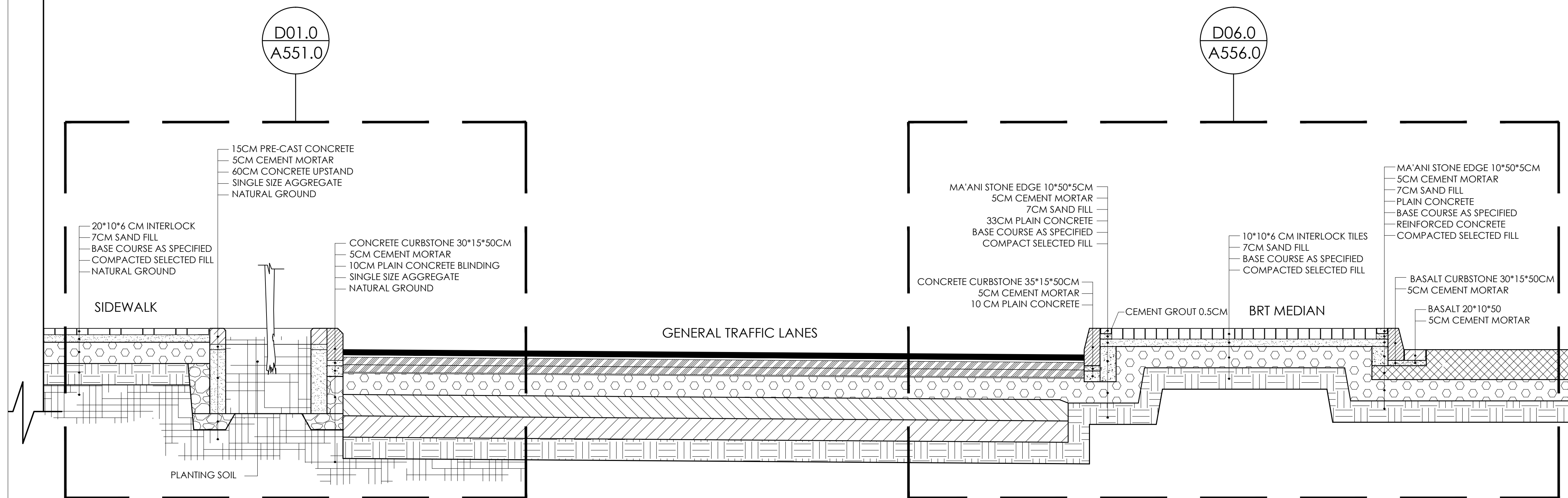
CLIENT	<div></div> <div>Greater Amman Municipality</div>																																															
PROJECT	Bus Rapid Transit (BRT) System in Amman																																															
PACKAGE	Package 4B																																															
GENERAL NOTES AND LEGEND	<div>NOTES:-</div> <div>-ROAD DETAILS TO BE TAKEN FROM ROADS DRAWINGS.</div> <div>-WHERE EVER NOTED AS SPECIFIED MEANS TO BE TAKEN FROM BOQ.</div>																																															
PURPOSE OF ISSUE:	FINAL																																															
KEY PLAN AND NORTH SIGN																																																
REVISION NOTES	<table><tr><td></td><td></td><td></td><td></td><td></td><td></td><td></td></tr><tr><td></td><td></td><td></td><td></td><td></td><td></td><td></td></tr><tr><td>2</td><td>FINAL SUBMISSION</td><td>MAY 2018</td><td></td><td></td><td></td><td></td></tr><tr><td>1</td><td>FINAL SUBMISSION</td><td>MAR 2018</td><td></td><td></td><td></td><td></td></tr><tr><td></td><td></td><td></td><td></td><td></td><td></td><td></td></tr><tr><td>REV.</td><td>DESCRIPTION</td><td>DATE</td><td>DWN</td><td>CHKD</td><td>APPD</td><td></td></tr></table>																				2	FINAL SUBMISSION	MAY 2018					1	FINAL SUBMISSION	MAR 2018												REV.	DESCRIPTION	DATE	DWN	CHKD	APPD	
2	FINAL SUBMISSION	MAY 2018																																														
1	FINAL SUBMISSION	MAR 2018																																														
REV.	DESCRIPTION	DATE	DWN	CHKD	APPD																																											
DESIGN TEAM	<table><tr><td colspan="3">PRODUCED BY:</td><td colspan="3">SIGNATURE:</td></tr><tr><td colspan="3">DESIGNED BY: I.TAHHAN</td><td colspan="3">SIGNATURE:</td></tr><tr><td colspan="3">CHECKED BY: I.TAHHAN</td><td colspan="3">SIGNATURE:</td></tr><tr><td colspan="3">PROJECT MANAGER:</td><td colspan="3">SIGNATURE:</td></tr><tr><td colspan="3">DEPUTY DIRECTOR OF ENG. AFFAIRS: ARCH.SANAAL-NAZER</td><td colspan="3">SIGNATURE:</td></tr></table>						PRODUCED BY:			SIGNATURE:			DESIGNED BY: I.TAHHAN			SIGNATURE:			CHECKED BY: I.TAHHAN			SIGNATURE:			PROJECT MANAGER:			SIGNATURE:			DEPUTY DIRECTOR OF ENG. AFFAIRS: ARCH.SANAAL-NAZER			SIGNATURE:														
PRODUCED BY:			SIGNATURE:																																													
DESIGNED BY: I.TAHHAN			SIGNATURE:																																													
CHECKED BY: I.TAHHAN			SIGNATURE:																																													
PROJECT MANAGER:			SIGNATURE:																																													
DEPUTY DIRECTOR OF ENG. AFFAIRS: ARCH.SANAAL-NAZER			SIGNATURE:																																													
DRAWING	<div>DRAWING TITLE:</div> <div>SECTIONS</div> <div>SEC B-B</div> <div>THIS IS A CAD DRAWING AND MUST NOT BE ALTERED MANUALLY</div> <table><tr><td>ISSUE DATE: MAY 2018</td><td>SCALE: 1:25</td><td>ORIG. DWG SIZE: ()</td><td>REV.</td></tr><tr><td>DRAWING NUMBER: A202</td><td>Sht.</td><td>of</td><td></td></tr></table> <div>THIS DRAWING IS THE COPYRIGHT OF CLIENT AND CONSULTANT AND MUST NOT BE RETAINED, COPIED OR USED WITHOUT THE AUTHORIZATION</div>						ISSUE DATE: MAY 2018	SCALE: 1:25	ORIG. DWG SIZE: ()	REV.	DRAWING NUMBER: A202	Sht.	of																																			
ISSUE DATE: MAY 2018	SCALE: 1:25	ORIG. DWG SIZE: ()	REV.																																													
DRAWING NUMBER: A202	Sht.	of																																														
CONSULTANT	<div><div> steer davis gleave</div><div>Lead Consultant</div></div> <div><div> طكنا وبشناق</div><div>Architectural Design</div></div>																																															

FOR ENDING

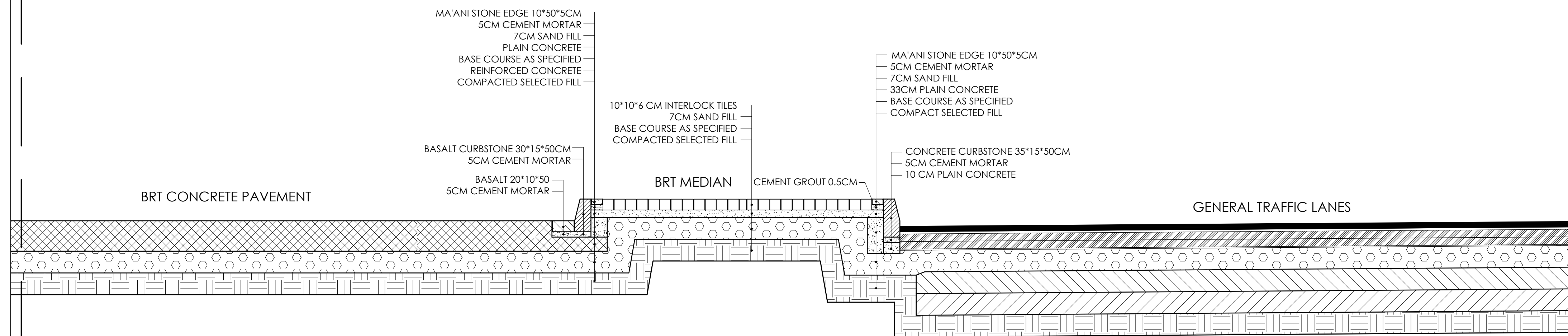


CLIENT	<div></div> <div>Greater Amman Municipality</div>					
	Bus Rapid Transit (BRT) System in Amman					
	Package 4B					
PROJECT	NOTES:- -ROAD DETAILS TO BE TAKEN FROM ROADS DRAWINGS. -WHERE EVER NOTED AS SPECIFIED MEANS TO BE TAKEN FROM BOQ.					
PACKAGE						
GENERAL NOTES AND LEGEND						
GRAPHIC SCALE	PURPOSE OF ISSUE: FINAL					
KEY PLAN AND NORTH SIGN						
REVISION NOTES						
	2	FINAL SUBMISSION	MAY 2018			
	1	FINAL SUBMISSION	MAR 2018			
DESIGN TEAM	REV.	DESCRIPTION	DATE	DWN	CHKD	APPD
	PRODUCED BY:			SIGNATURE:		
	DESIGNED BY: I.TAHHAN			SIGNATURE:		
DRAWING	CHECKED BY: I.TAHHAN			SIGNATURE:		
	PROJECT MANAGER:			SIGNATURE:		
	DEPUTY DIRECTOR OF ENG. AFFAIRS: ARCH.SANAAL-NAZER			SIGNATURE:		
CONSULTANT	DRAWING TITLE:					
	SECTIONS SEC C-C					
	THIS IS A CAD DRAWING AND MUST NOT BE ALTERED MANUALLY					
	ISSUE DATE: MAY 2018	SCALE: 1:25	ORIG. DWG SIZE: ()	REV.		
	DRAWING NUMBER: A202	Sht.	of			
	THIS DRAWING IS THE COPYRIGHT OF CLIENT AND CONSULTANT AND MUST NOT BE RETAINED, COPIED OR USED WITHOUT THE AUTHORIZATION					
	<div> steer davis gleave Lead Consultant</div>					
	<div><div> SIGMA <small>CONSULTANTS ENGINEERS</small></div><div>Engineering Design</div></div> <div><div></div><div>Architectural Design</div></div>					

FOR ENDING



SECTION 1
SCALE 1:25



Greater Amman Municipality

Bus Rapid Transit (BRT) System
in Amman

Package 4B

NOTES:-
-ROAD DETAILS TO BE TAKEN FROM
ROADS DRAWINGS.
-WHERE EVER NOTED AS SPECIFIED
MEANS TO BE TAKEN FROM BOQ.
-P.C :- PEDESTRIAN CROSSING.

PURPOSE OF ISSUE: FINAL

REV.	DESCRIPTION	DATE	DWN	CHKD	APPD
2	FINAL SUBMISSION	MAY 2018			
1	FINAL SUBMISSION	MAR 2018			

PRODUCED BY:	SIGNATURE:
DESIGNED BY: I.TAHHAN	SIGNATURE:
CHECKED BY: I.TAHHAN	SIGNATURE:
PROJECT MANAGER:	SIGNATURE:
DEPUTY DIRECTOR OF ENG. AFFAIRS: ARCH.SANAAL-NAZER	SIGNATURE:

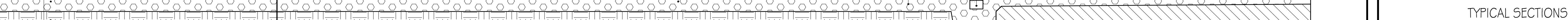
DRAWING TITLE:




TYPICAL SECTIONS

THIS IS A CAD DRAWING AND MUST NOT BE ALTERED MANUALLY			
ISSUE DATE: MAY 2018	SCALE: 1:25	ORIG. DWG SIZE: ()	REV.
DRAWING NUMBER: A250	Sht.	of	

THIS DRAWING IS THE COPYRIGHT OF CLIENT AND CONSULTANT AND MUST
NOT BE RETAINED, COPIED OR USED WITHOUT THE AUTHORIZATION





CLIENT	<div></div> <div>Greater Amman Municipality</div>																																			
PROJECT	Bus Rapid Transit (BRT) System in Amman																																			
PACKAGE	Package 4B																																			
GENERAL NOTES AND LEGEND	<p>NOTES:-</p> <p>-ROAD DETAILS TO BE TAKEN FROM ROADS DRAWINGS.</p> <p>-WHERE EVER NOTED AS SPECIFIED MEANS TO BE TAKEN FROM BOQ.</p> <p>-P.C :- PEDESTRIAN CROSSING.</p>																																			
KEY PLAN AND NORTH SIGN																																				
GRAPHIC SCALE	PURPOSE OF ISSUE: FINAL																																			
REVISION NOTES	<table><tr><td></td><td></td><td></td><td></td><td></td><td></td></tr><tr><td>2</td><td>FINAL SUBMISSION</td><td>MAY 2018</td><td></td><td></td><td></td></tr><tr><td>1</td><td>FINAL SUBMISSION</td><td>MAR 2018</td><td></td><td></td><td></td></tr><tr><td></td><td></td><td></td><td></td><td></td><td></td></tr></table>												2	FINAL SUBMISSION	MAY 2018				1	FINAL SUBMISSION	MAR 2018															
2	FINAL SUBMISSION	MAY 2018																																		
1	FINAL SUBMISSION	MAR 2018																																		
DESIGN TEAM	<table><tr><td>PRODUCED BY:</td><td colspan="3"></td><td colspan="2">SIGNATURE:</td></tr><tr><td>DESIGNED BY:</td><td colspan="3">I.TAHHAN</td><td colspan="2">SIGNATURE:</td></tr><tr><td>CHECKED BY:</td><td colspan="3">I.TAHHAN</td><td colspan="2">SIGNATURE:</td></tr><tr><td>PROJECT MANAGER:</td><td colspan="3"></td><td colspan="2">SIGNATURE:</td></tr><tr><td colspan="3">DEPUTY DIRECTOR OF ENG. AFFAIRS:</td><td colspan="2">ARCH.SANAAL-NAZER</td><td>SIGNATURE:</td></tr></table>						PRODUCED BY:				SIGNATURE:		DESIGNED BY:	I.TAHHAN			SIGNATURE:		CHECKED BY:	I.TAHHAN			SIGNATURE:		PROJECT MANAGER:				SIGNATURE:		DEPUTY DIRECTOR OF ENG. AFFAIRS:			ARCH.SANAAL-NAZER		SIGNATURE:
PRODUCED BY:				SIGNATURE:																																
DESIGNED BY:	I.TAHHAN			SIGNATURE:																																
CHECKED BY:	I.TAHHAN			SIGNATURE:																																
PROJECT MANAGER:				SIGNATURE:																																
DEPUTY DIRECTOR OF ENG. AFFAIRS:			ARCH.SANAAL-NAZER		SIGNATURE:																															
DRAWING	<p>DRAWING TITLE:</p> <p>TYPICAL SECTIONS</p> <p>THIS IS A CAD DRAWING AND MUST NOT BE ALTERED MANUALLY</p> <table><tr><td>ISSUE DATE: MAY 2018</td><td>SCALE: 1:25</td><td>ORIG. DWG SIZE: ()</td><td>REV.</td></tr><tr><td colspan="2">DRAWING NUMBER: A251</td><td>Sht. of</td><td></td></tr></table> <p>THIS DRAWING IS THE COPYRIGHT OF CLIENT AND CONSULTANT AND MUST NOT BE RETAINED, COPIED OR USED WITHOUT THE AUTHORIZATION</p>						ISSUE DATE: MAY 2018	SCALE: 1:25	ORIG. DWG SIZE: ()	REV.	DRAWING NUMBER: A251		Sht. of																							
ISSUE DATE: MAY 2018	SCALE: 1:25	ORIG. DWG SIZE: ()	REV.																																	
DRAWING NUMBER: A251		Sht. of																																		
CONSULTANT	<div><div>steer davis gleave <small>Consultants Engineers Architects</small></div><div>Lead Consultant</div><div><div>طكان وبشناق tahhan & bushnaq <small>Architectural Design</small></div><div>Architectural Design</div></div></div>																																			



Greater Amman Municipality

Bus Rapid Transit (BRT) System
in Amman

Package 4B

NOTES:-
-ROAD DETAILS TO BE TAKEN FROM
ROADS DRAWINGS.
-WHERE EVER NOTED AS SPECIFIED
MEANS TO BE TAKEN FROM BOQ.
-P.C :- PEDESTRIAN CROSSING.

PURPOSE OF ISSUE: FINAL

REV.	DESCRIPTION	DATE	DWN	CHKD	APPD
2	FINAL SUBMISSION	MAY 2018			
1	FINAL SUBMISSION	MAR 2018			

PRODUCED BY: I.TAHHAN SIGNATURE:

DESIGNED BY: I.TAHHAN SIGNATURE:

CHECKED BY: I.TAHHAN SIGNATURE:

PROJECT MANAGER: ARCH.SANAAL-NAZER SIGNATURE:

DEPUTY DIRECTOR OF ENG. AFFAIRS: ARCH.SANAAL-NAZER SIGNATURE:

DRAWING TITLE:

TYPICAL SECTIONS

THIS IS A CAD DRAWING AND MUST NOT BE ALTERED MANUALLY

ISSUE DATE: MAY 2018 SCALE: 1:25 ORIG. DWG SIZE: () REV.

DRAWING NUMBER: A252 Sht. of

THIS DRAWING IS THE COPYRIGHT OF CLIENT AND CONSULTANT AND MUST
NOT BE RETAINED, COPIED OR USED WITHOUT THE AUTHORIZATION

Lead Consultant

steer davis gleave

ط ك ن و ش ن ا ه

tahhan & bushnaq

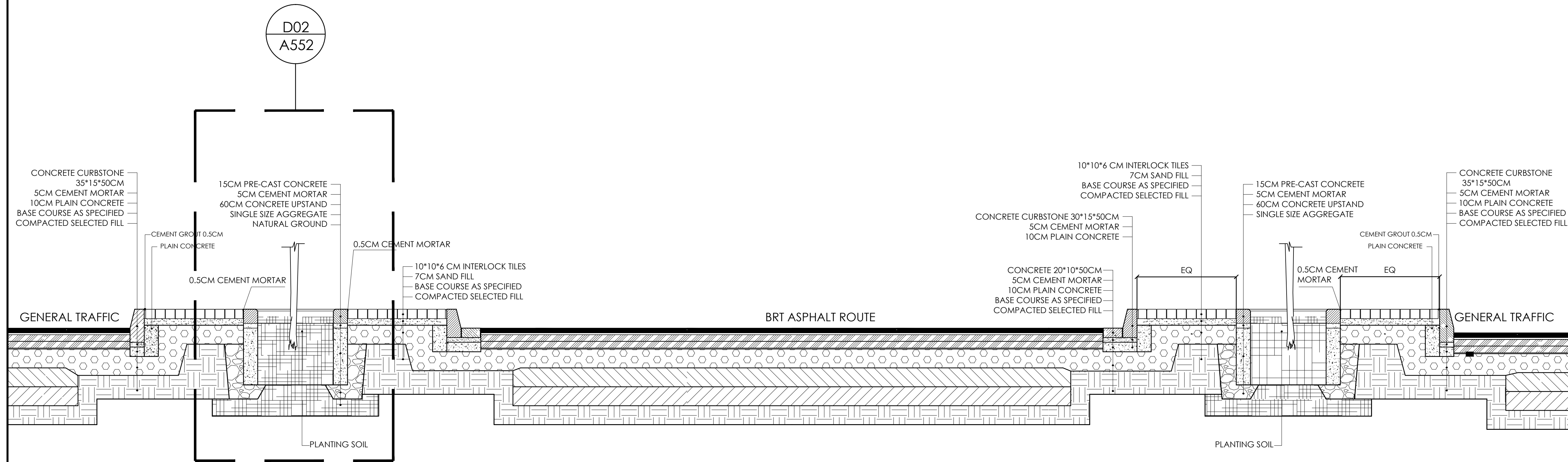
Architectural Design

Engineering Design

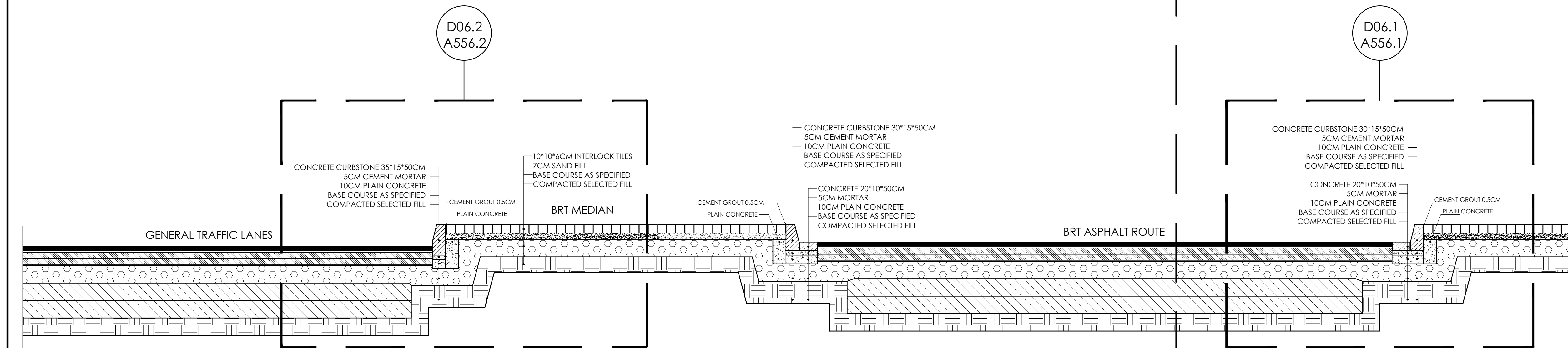
SAVED BY: Ohuneidi ON: 29.05.2018 @ 09:30

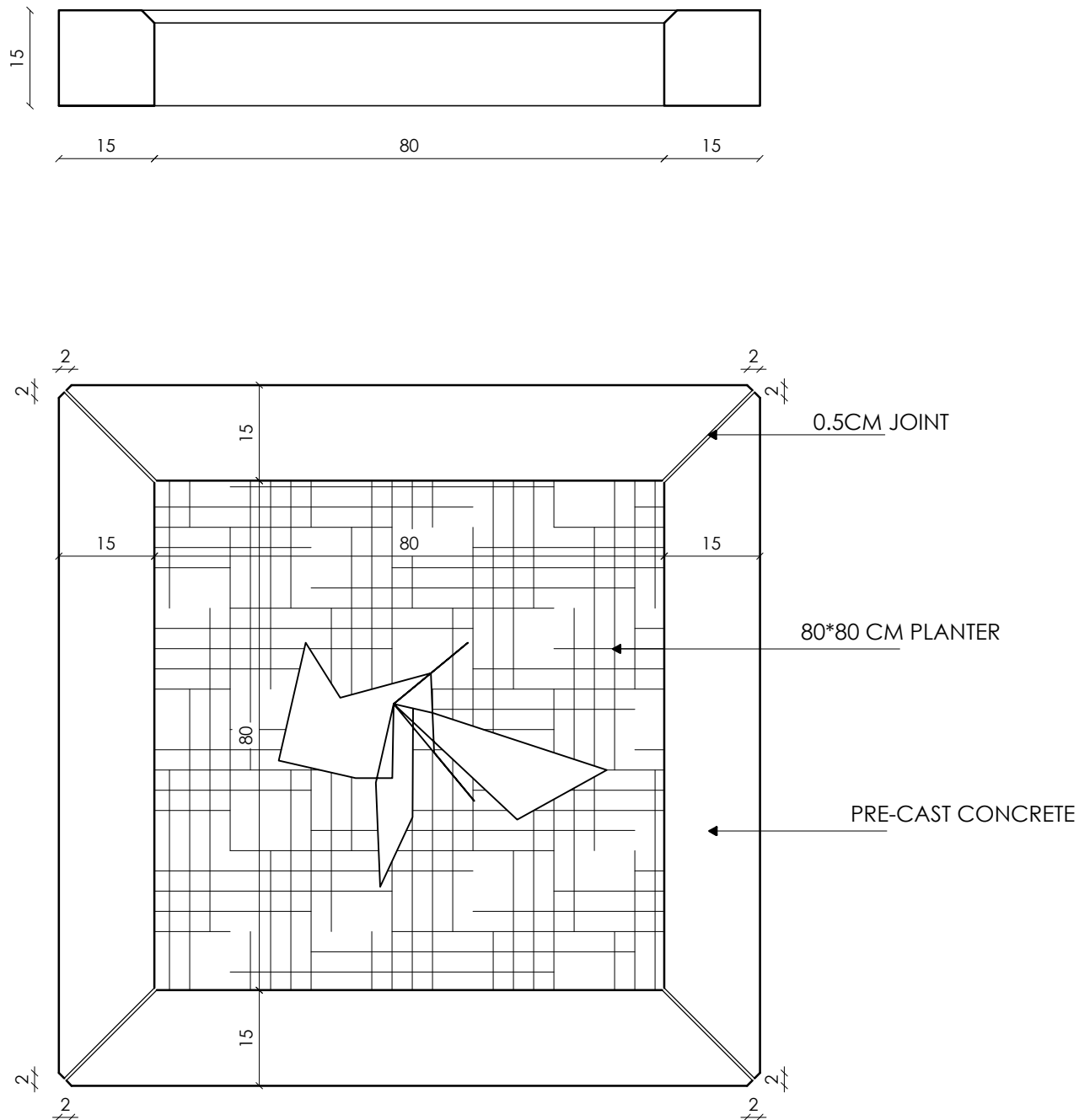
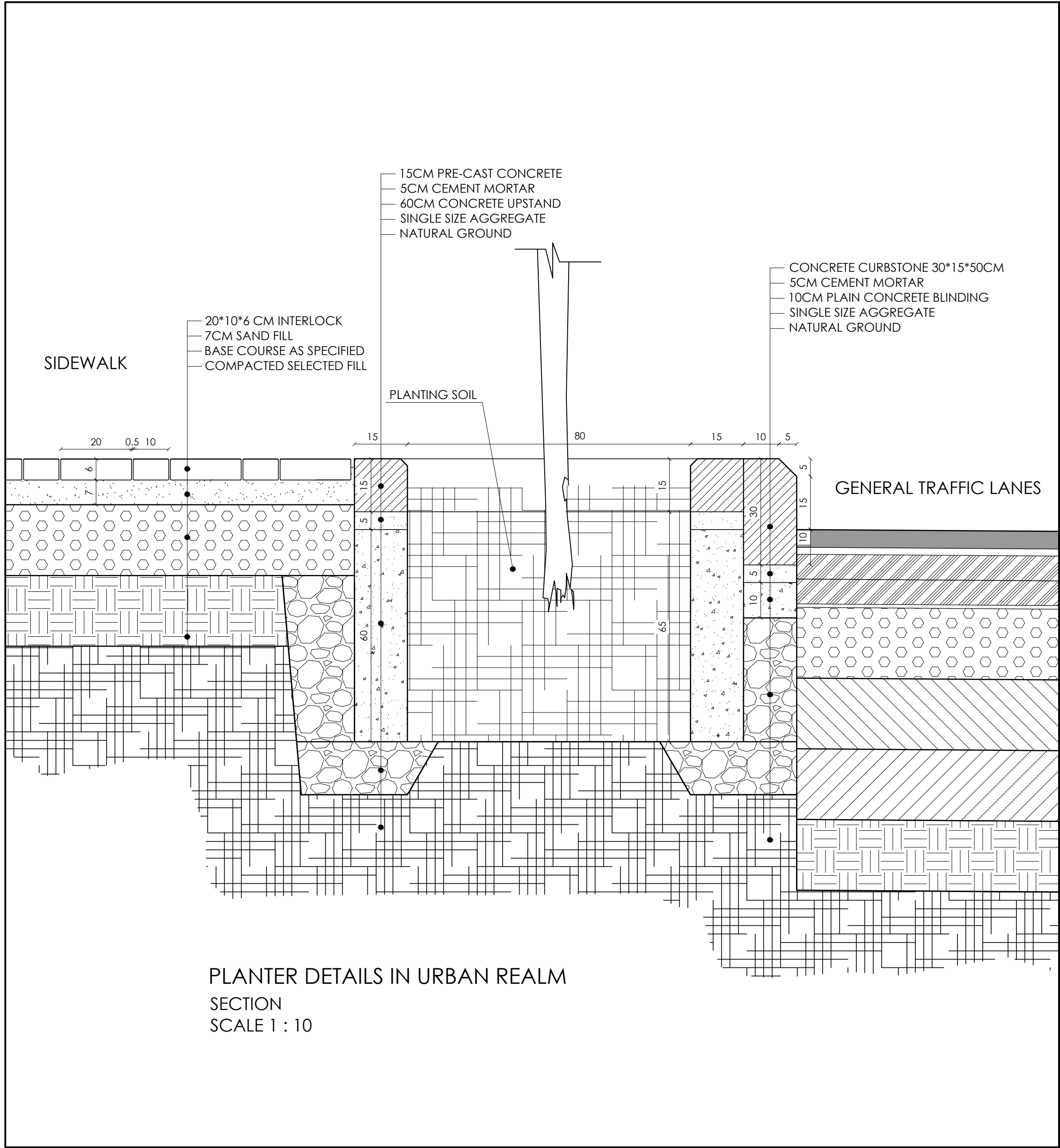
FOR ENDING

SECTION 3
SCALE 1:25



SECTION 4
SCALE 1:25





Greater Amman Municipality

Bus Rapid Transit (BRT) System
in Amman

Package 4B

NOTES:-
-ALL DIMENSIONS ARE IN CENTIMETERS.
-ROAD DETAILS TO BE TAKEN FROM
ROADS DRAWINGS.
-SPACING BETWEEN PLANTERS =8
METERS FROM CENTER TO CENTER
,UNLESS DIRECTED OTHERWISE BY
ENGINEER
-NO PLANTERS FOR SIDEWALKS LESS
THAN 250 CM.
-WHERE EVER NOTED AS SPECIFIED
MEANS TO BE TAKEN FROM BOQ

PURPOSE OF ISSUE: FINAL

REV.	DESCRIPTION	DATE	DWN	CHKD	APPD
2	FINAL SUBMISSION	MAY 2018			
1	FINAL SUBMISSION	MAR 2018			

PRODUCED BY:	SIGNATURE:
DESIGNED BY: I.TAHHAN	SIGNATURE:
CHECKED BY: I.TAHHAN	SIGNATURE:
PROJECT MANAGER:	SIGNATURE:
DEPUTY DIRECTOR OF ENG. AFFAIRS: ARCH.SANAAL-NAZER	SIGNATURE:

DRAWING TITLE:

ARCHITECTURAL DETAILS
PLANTER DETAILS IN URBAN REALM
DOI.0

THIS IS A CAD DRAWING AND MUST NOT BE ALTERED MANUALLY			
ISSUE DATE: MAY 2018	SCALE: 1:10	ORIG. DWG SIZE: ()	REV.
DRAWING NUMBER: A551.0		Sht. of	

THIS DRAWING IS THE COPYRIGHT OF CLIENT AND CONSULTANT AND MUST
NOT BE RETAINED, COPIED OR USED WITHOUT THE AUTHORIZATION

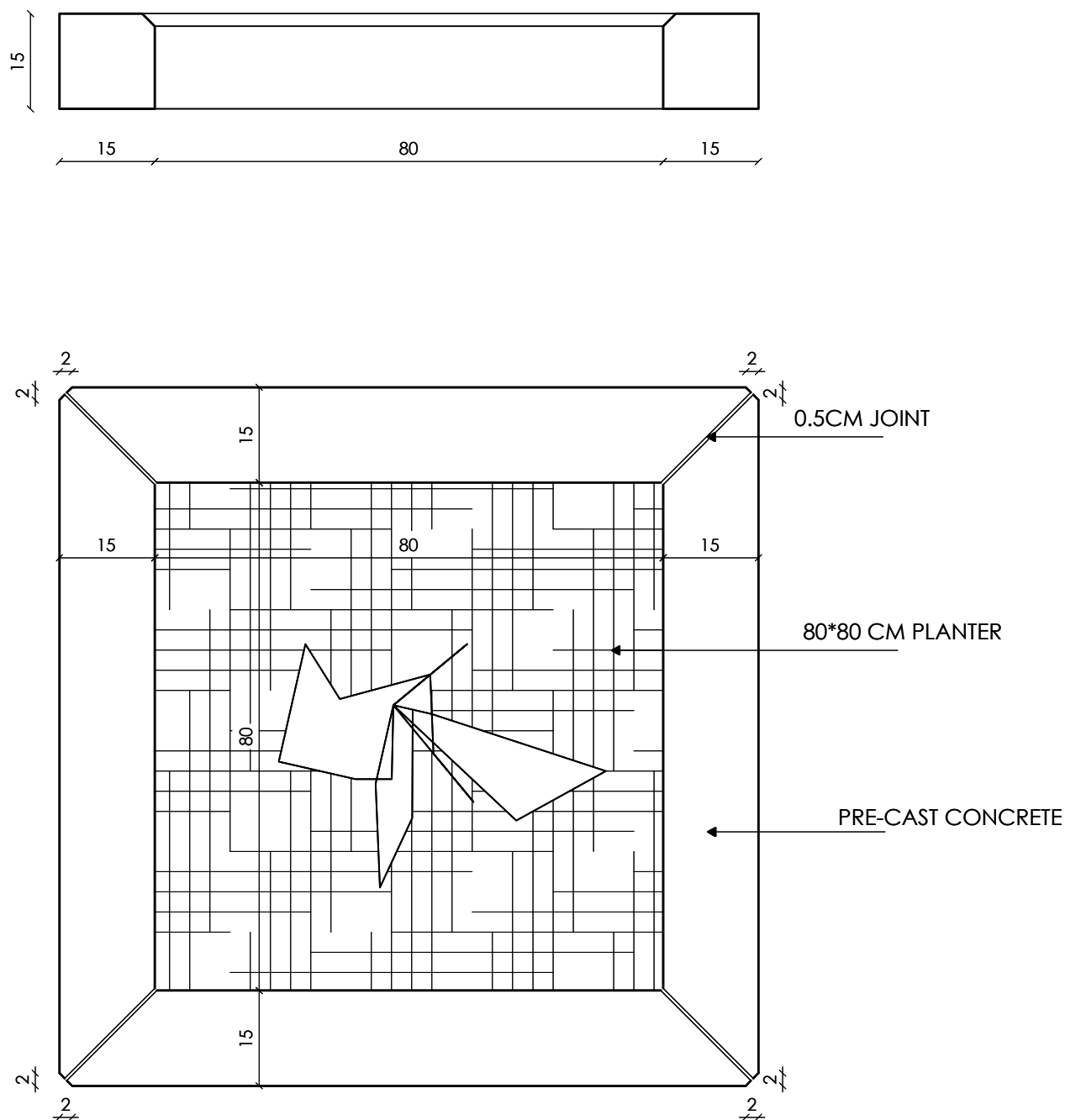
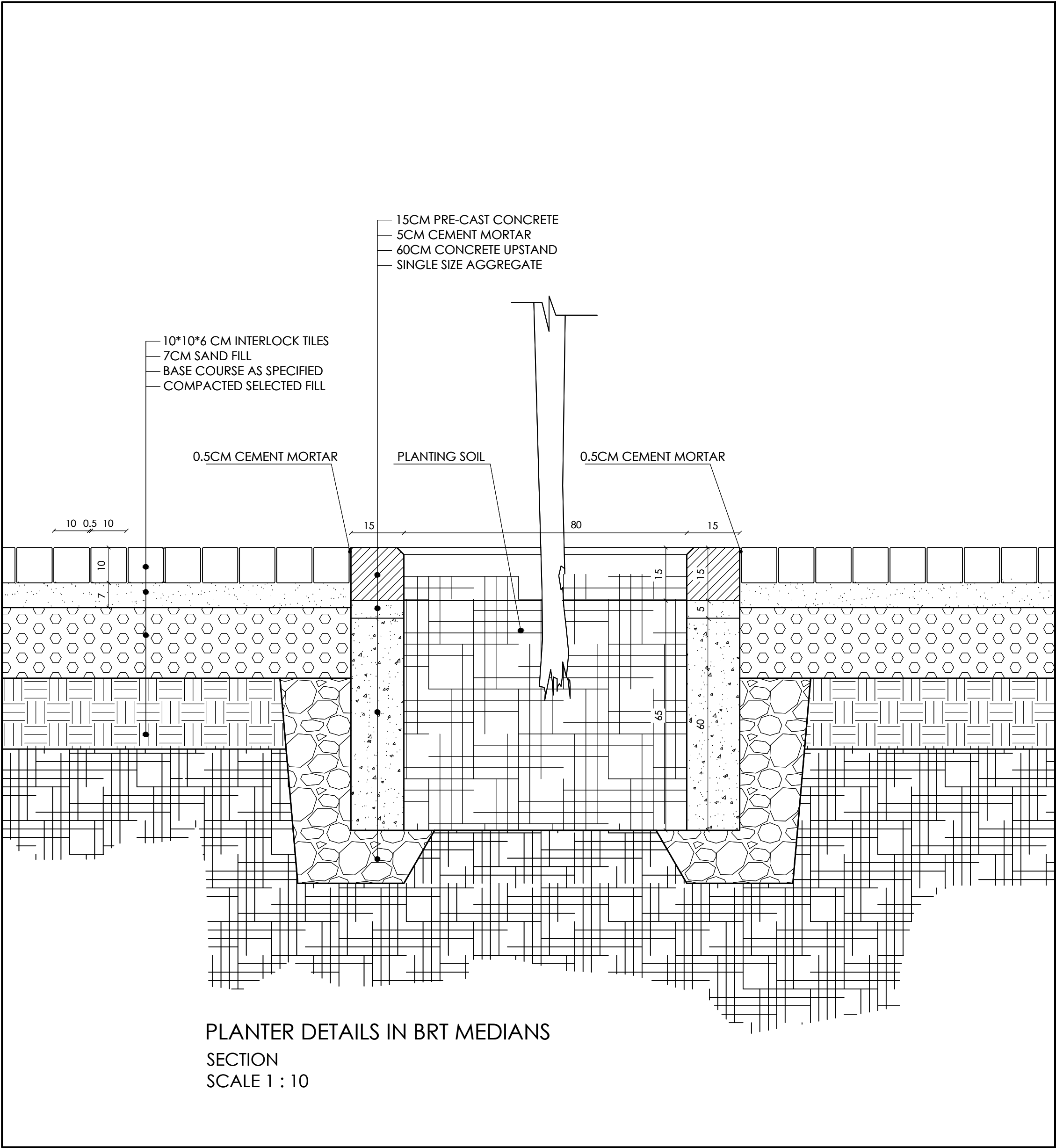
steer daves gleave

Lead Consultant

tahhan & bushnaq

Engineering
Design

Architectural
Design



PLANTER DETAILS
PLAN
scale 1 : 10



Greater Amman Municipality

Bus Rapid Transit (BRT) System
in Amman

Package 4B

- NOTES:-
- ALL DIMENSIONS ARE IN CENTIMETERS.
 - ROAD DETAILS TO BE TAKEN FROM ROADS DRAWINGS.
 - SPACING BETWEEN PLANTERS =8 METERS FROM CENTER TO CENTER ,UNLESS DIRECTED OTHERWISE BY ENGINEER
 - NO PLANTERS FOR SIDEWALKS LESS THAN 250 CM.
 - WHERE EVER NOTED AS SPECIFIED MEANS TO BE TAKEN FROM BOQ

PURPOSE OF ISSUE: FINAL

REV.	DESCRIPTION	DATE	DWN	CHKD	APPD
2	FINAL SUBMISSION	MAY 2018			
1	FINAL SUBMISSION	MAR 2018			

PRODUCED BY:	SIGNATURE:
DESIGNED BY: I.TAHHAN	SIGNATURE:
CHECKED BY: I.TAHHAN	SIGNATURE:
PROJECT MANAGER:	SIGNATURE:
DEPUTY DIRECTOR OF ENG. AFFAIRS: ARCH.SANAAL-NAZER	SIGNATURE:

DRAWING TITLE:
ARCHITECTURAL DETAILS PLANTER DETAIL IN BRT MEDIANS AT MORE THAN 2 METERS WIDTH D02.0
THIS IS A CAD DRAWING AND MUST NOT BE ALTERED MANUALLY
ISSUE DATE: MAY 2018 SCALE: 1:10 ORIG. DWG SIZE: () REV.
DRAWING NUMBER: A552.0 Sht. of
THIS DRAWING IS THE COPYRIGHT OF CLIENT AND CONSULTANT AND MUST NOT BE RETAINED, COPIED OR USED WITHOUT THE AUTHORIZATION

steer daves gleave	Lead Consultant
SIGMA	Engineering Design
طكان و بشناق	Architectural Design

NOTES:-

- ALL DIMENSIONS ARE IN CENTIMETERS.
- ROAD DETAILS TO BE TAKEN FROM ROADS DRAWINGS.
- SPACING BETWEEN PLANTERS = 8 METERS FROM CENTER TO CENTER ,UNLESS DIRECTED OTHERWISE BY ENGINEER
- NO PLANTERS FOR SIDEWALKS LESS THAN 250 CM.
- WHERE EVER NOTED AS SPECIFIED MEANS TO BE TAKEN FROM BOQ

SCALE	PURPOSE OF ISSUE:	FINAL

REVISION NOTES					
	2	FINAL SUBMISSION	MAY 2018		
	1	FINAL SUBMISSION	MAR 2018		
REV.	DESCRIPTION	DATE	DWN	CHKD	APP

DESIGN TEAM	PRODUCED BY:	SIGNATURE:
	DESIGNED BY: I.TAHHAN	SIGNATURE:
	CHECKED BY: I.TAHHAN	SIGNATURE:
	PROJECT MANAGER:	SIGNATURE:
	DEPUTY DIRECTOR OF ENG. AFFAIRS: ARCH.SANAAL-NAZER	SIGNATURE:

	DRAWING TITLE:
--	----------------

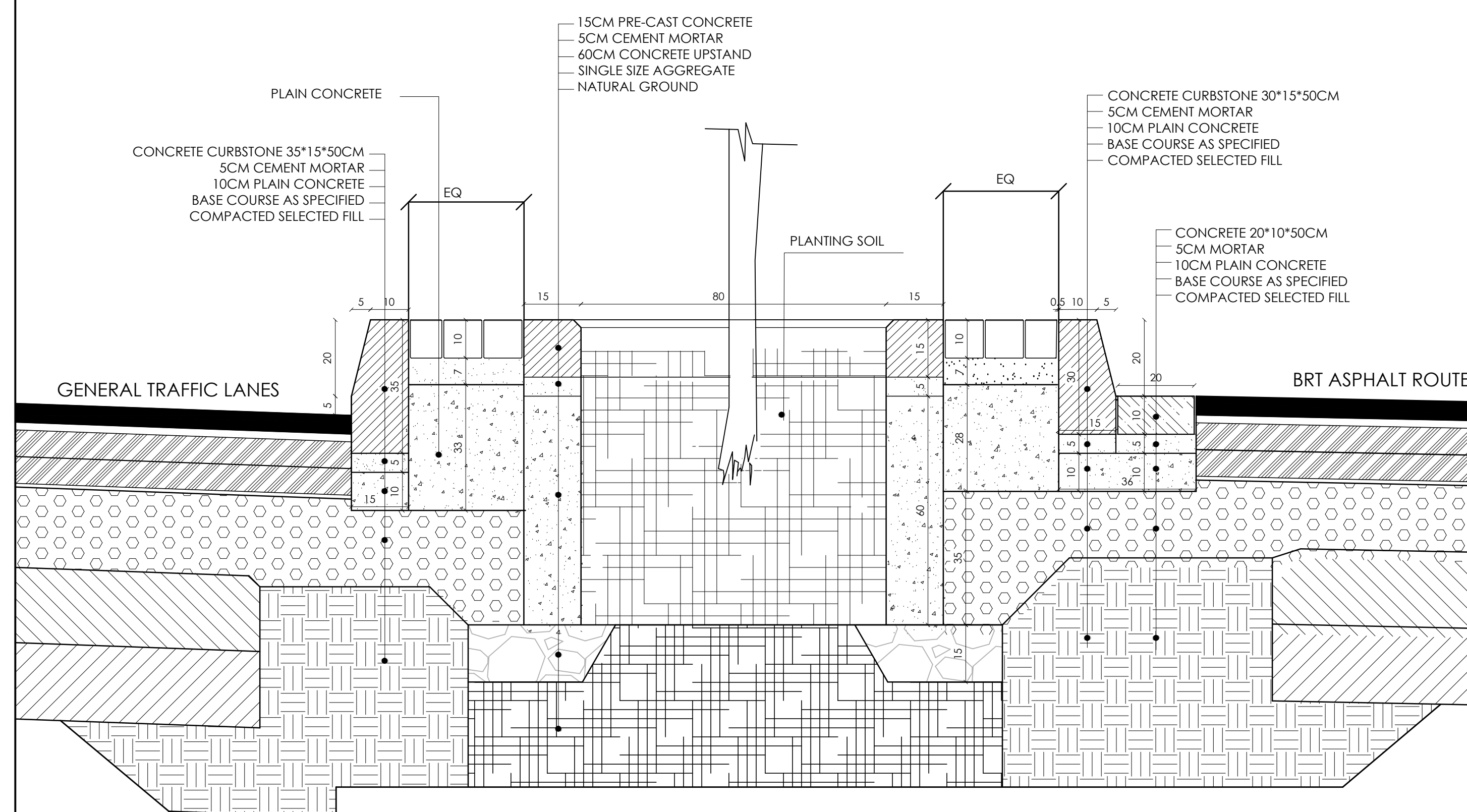
ARCHITECTURAL DETAILS
PLANTER DETAIL IN BRT MEDIANS
AT LESS THAN 2 METERS WIDTH
D02.1

THIS IS A CAD DRAWING AND MUST NOT BE ALTERED MANUALLY

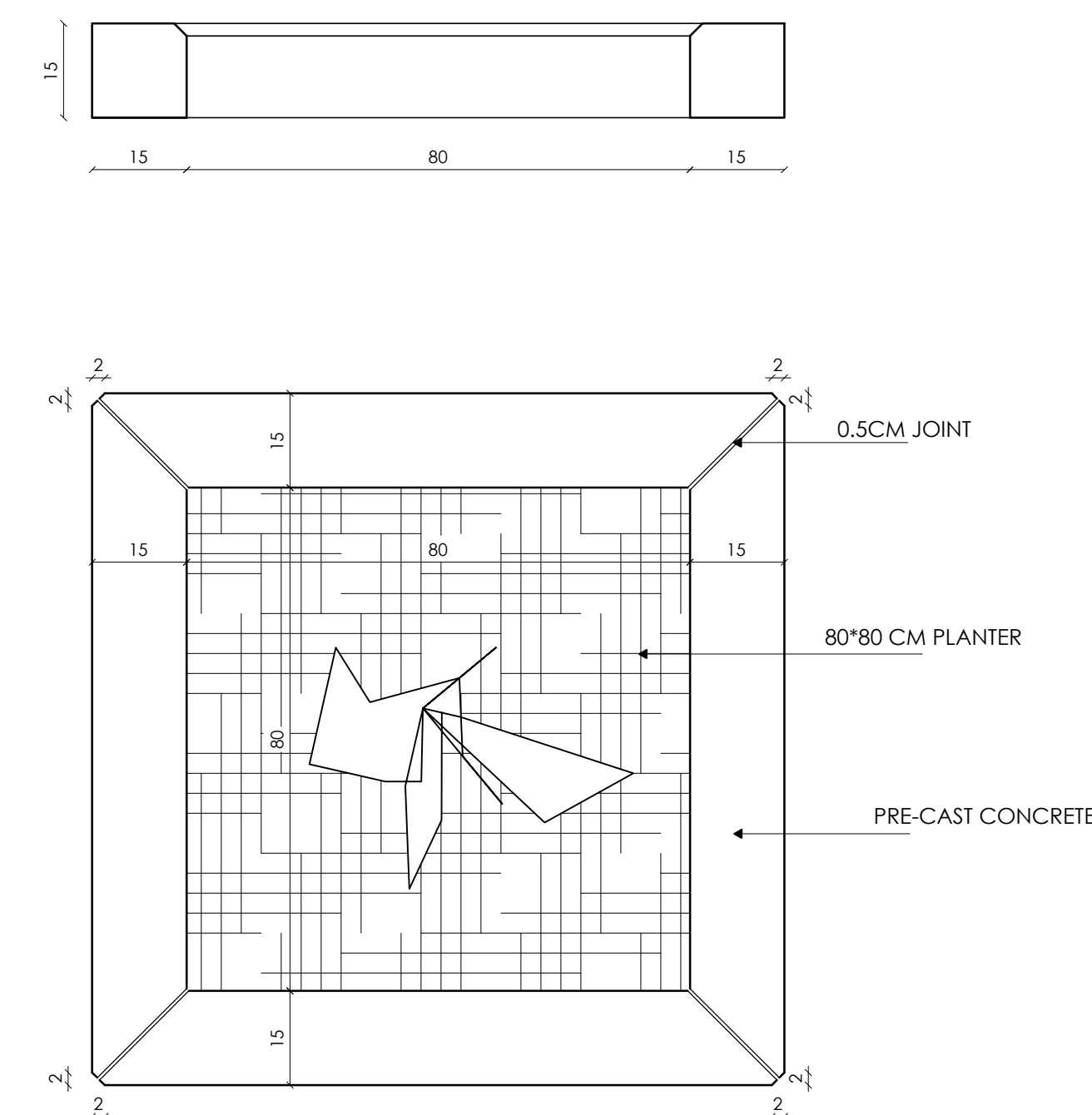
DR	ISSUE DATE: MAY 2018	SCALE: 1:10	ORIG. DWG SIZE: ()	F
	DRAWING NUMBER: A552.1		Sht. of	

THIS DRAWING IS THE COPYRIGHT OF CLIENT AND CONSULTANT AND MUST NOT BE RETAINED, COPIED OR USED WITHOUT THE AUTHORIZATION

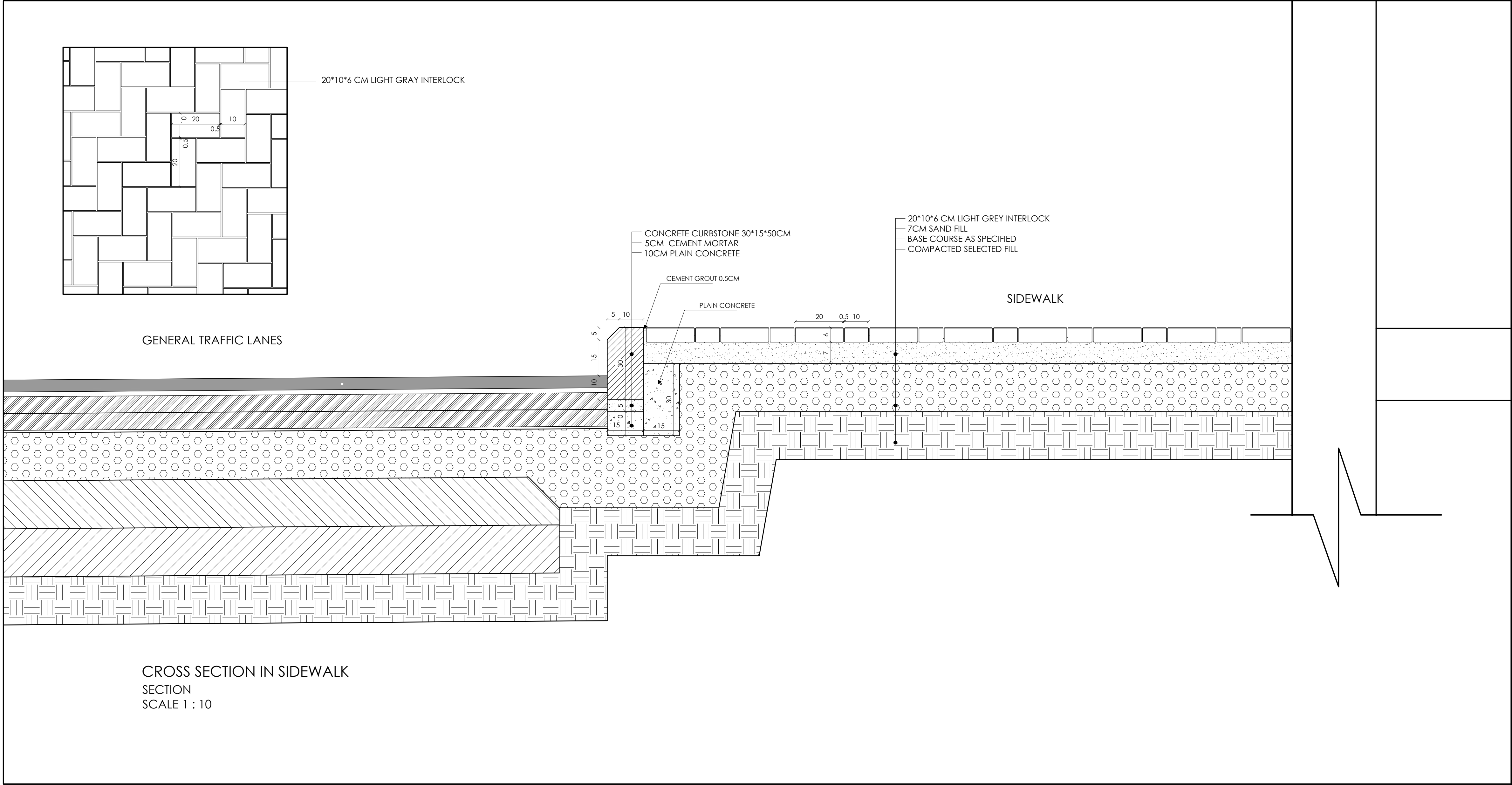
 **steer davis gleave** Lead Consultant
 **SIGMA** Engineering Design
 سيجما مهندسين واستشارات
 tahban & bushnan Architect Design



PLANTER DETAILS IN BRT MEDIAN (LESS THAN 200CM MEDIAN WIDTH)
SECTION
SCALE 1 : 10



PLANTER DETAILS
PLAN
scale 1 : 10



CLIENT

PROJECT

PACKAGE

GENERAL NOTES AND LEGEND

GRAPHIC SCALE


KEY PLAN AND NORTH SIGN

REVISION NOTES

DESIGN TEAM

DRAWING

CONSULTANT



أمانة
عمان
الكبرى

Greater Amman Municipality

Bus Rapid Transit (BRT) System
in Amman

Package 4B

NOTES:-
-ALL DIMENSIONS ARE IN CENTIMETERS.
-ROAD DETAILS TO BE TAKEN FROM
ROADS DRAWINGS.
-SPACING BETWEEN PLANTERS =8
METERS FROM CENTER TO CENTER
,UNLESS DIRECTED OTHERWISE BY
ENGINEER
-NO PLANTERS FOR SIDEWALKS LESS
THAN 250 CM.
-WHERE EVER NOTED AS SPECIFIED
MEANS TO BE TAKEN FROM BOQ

PURPOSE OF ISSUE: FINAL


REV.	DESCRIPTION	DATE	DWN	CHKD	APPD
2	FINAL SUBMISSION	MAY 2018			
1	FINAL SUBMISSION	MAR 2018			

PRODUCED BY:	SIGNATURE:
DESIGNED BY: I.TAHHAN	SIGNATURE:
CHECKED BY: I.TAHHAN	SIGNATURE:
PROJECT MANAGER:	SIGNATURE:
DEPUTY DIRECTOR of ENG. AFFAIRS: ARCH.SANAAL-NAZER	SIGNATURE:


DRAWING TITLE:

ARCHITECTURAL DETAILS
TYPICAL DETAIL IN SIDEWALK
D03.0

THIS IS A CAD DRAWING AND MUST NOT BE ALTERED MANUALLY
ISSUE DATE: MAY 2018 SCALE: 1:10 ORIG. DWG SIZE: () REV.
DRAWING NUMBER: A553.0 Sht. of
THIS DRAWING IS THE COPYRIGHT OF CLIENT AND CONSULTANT AND MUST
NOT BE RETAINED, COPIED OR USED WITHOUT THE AUTHORIZATION

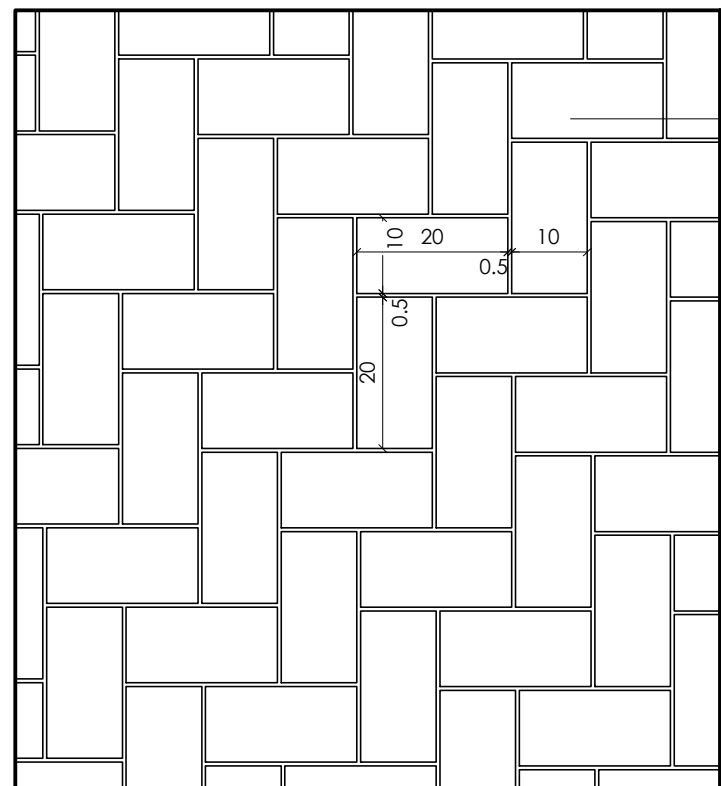
steer davis gleave

Lead Consultant

tahhan & bushnaq

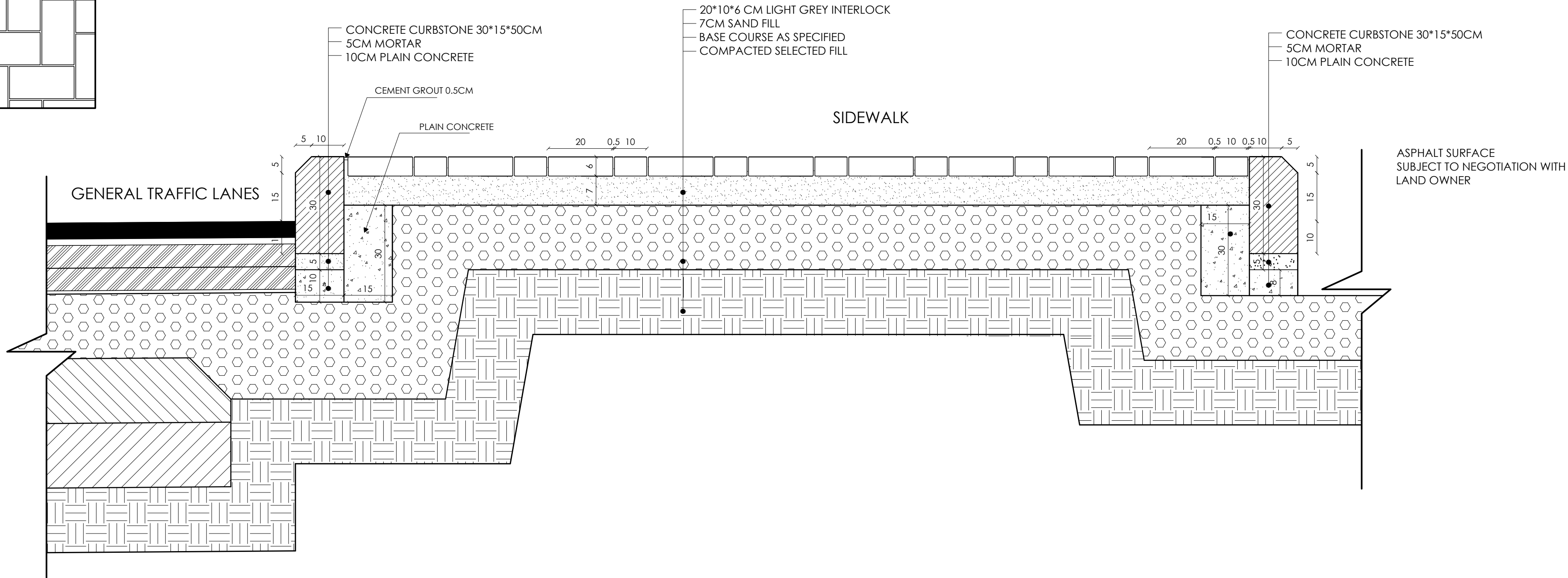
Engineering
Design

Architectural
Design



20*10*6 CM LIGHT GREY INTERLOCK

REFER TO ROAD DETAILS



TYPICAL DETAIL IN SIDEWALK AND SETBACK (CASE A)
IN FRONT OF AN EXISTING BUILDING
SECTION
SCALE 1 : 10



Greater Amman Municipality

Bus Rapid Transit (BRT) System
in Amman

Package 4B

- NOTES:-
- ALL DIMENSIONS ARE IN CENTIMETERS.
 - ROAD DETAILS TO BE TAKEN FROM ROADS DRAWINGS.
 - SPACING BETWEEN PLANTERS =8 METERS FROM CENTER TO CENTER ,UNLESS DIRECTED OTHERWISE BY ENGINEER
 - NO PLANTERS FOR SIDEWALKS LESS THAN 250 CM.
 - WHERE EVER NOTED AS SPECIFIED MEANS TO BE TAKEN FROM BOQ

PURPOSE OF ISSUE: FINAL

REV.	DESCRIPTION	DATE	DWN	CHKD	APPD
2	FINAL SUBMISSION	MAY 2018			
1	FINAL SUBMISSION	MAR 2018			

PRODUCED BY:	SIGNATURE:
DESIGNED BY: I.TAHHAN	SIGNATURE:
CHECKED BY: I.TAHHAN	SIGNATURE:
PROJECT MANAGER:	SIGNATURE:
DEPUTY DIRECTOR of ENG. AFFAIRS: ARCH.SANAAL-NAZER	SIGNATURE:

DRAWING TITLE:
ARCHITECTURAL DETAILS TYPICAL DETAIL IN SIDEWALK AND SETBACK (CASE A) IN FRONT OF AN EXISTING BUILDING D03.I
THIS IS A CAD DRAWING AND MUST NOT BE ALTERED MANUALLY
ISSUE DATE: MAY 2018 SCALE: 1:10 ORIG. DWG SIZE: () REV.
DRAWING NUMBER: A553.I Sht. of
THIS DRAWING IS THE COPYRIGHT OF CLIENT AND CONSULTANT AND MUST NOT BE RETAINED, COPIED OR USED WITHOUT THE AUTHORIZATION

steer daves gleave Lead Consultant	طكان و بشناق tahhan & bushnaq Architectural Design
---------------------------------------	--



Greater Amman Municipality

Bus Rapid Transit (BRT) System
in Amman

Package 4B

- NOTES:-
- ALL DIMENSIONS ARE IN CENTIMETERS.
 - ROAD DETAILS TO BE TAKEN FROM ROADS DRAWINGS.
 - SPACING BETWEEN PLANTERS =8 METERS FROM CENTER TO CENTER ,UNLESS DIRECTED OTHERWISE BY ENGINEER
 - NO PLANTERS FOR SIDEWALKS LESS THAN 250 CM.
 - WHERE EVER NOTED AS SPECIFIED MEANS TO BE TAKEN FROM BOQ

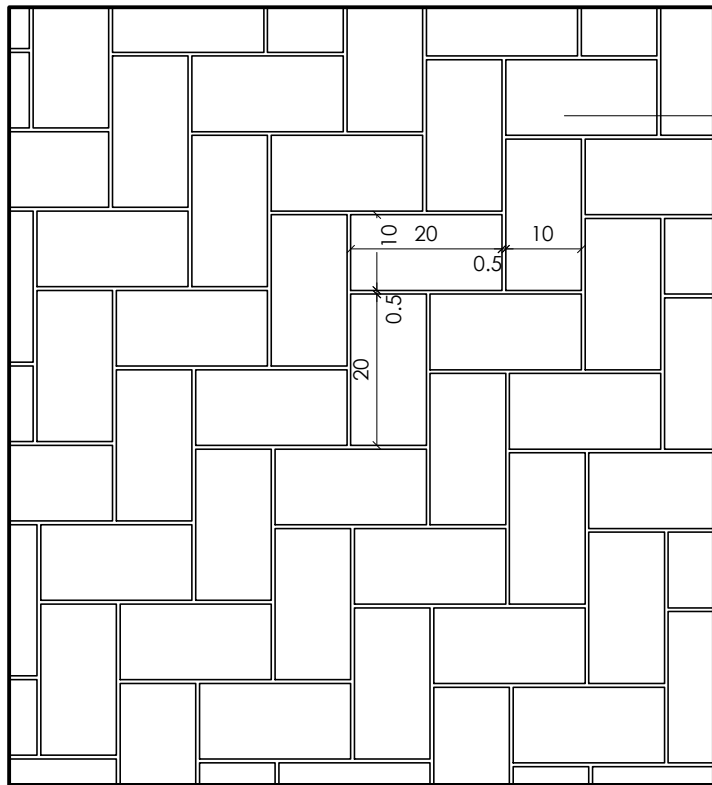
PURPOSE OF ISSUE: FINAL

REV.	DESCRIPTION	DATE	DWN	CHKD	APPD
2	FINAL SUBMISSION	MAY 2018			
1	FINAL SUBMISSION	MAR 2018			

PRODUCED BY:	SIGNATURE:
DESIGNED BY: I.TAHHAN	SIGNATURE:
CHECKED BY: I.TAHHAN	SIGNATURE:
PROJECT MANAGER:	SIGNATURE:
DEPUTY DIRECTOR of ENG. AFFAIRS: ARCH.SANAAL-NAZER	SIGNATURE:

DRAWING TITLE:
ARCHITECTURAL DETAILS TYPICAL DETAIL IN SIDEWALK AND SETBACK (CASE B) IN FRONT OF A VACANT LAND D03.2
THIS IS A CAD DRAWING AND MUST NOT BE ALTERED MANUALLY
ISSUE DATE: MAY 2018 SCALE: 1:10 ORIG. DWG SIZE: () REV.
DRAWING NUMBER: A553.2 Sht. of
THIS DRAWING IS THE COPYRIGHT OF CLIENT AND CONSULTANT AND MUST NOT BE RETAINED, COPIED OR USED WITHOUT THE AUTHORIZATION

steer daves gleave Lead Consultant	طكان و بشناق tahhan & bushnaq Architectural Design
---------------------------------------	--



20*10*6 CM LIGHT GREY INTERLOCK

CONCRETE CURBSTONE 30*15*50CM
5CM MORTAR
10CM PLAIN CONCRETE

CEMENT GROUT 0.5CM

PLAIN CONCRETE

20*10*6 CM LIGHT GREY INTERLOCK
7CM SAND FILL
BASE COURSE AS SPECIFIED
COMPACTED SELECTED FILL

SIDEWALK

CONCRETE EDGE BEAM (REFER TO R250)

ASPHALT SURFACE
SUBJECT TO NEGOTIATION WITH
LAND OWNER

REFER TO ROAD DETAILS

TYPICAL DETAIL IN SIDEWALK AND SETBACK (CASE B)
IN FRONT OF A VACANT LAND
SECTION
SCALE 1 : 10

NOTES:-

- AND LEGEND
- ALL DIMENSIONS ARE IN CENTIMETER
 - ROAD DETAILS TO BE TAKEN FROM ROADS DRAWINGS.
 - SPACING BETWEEN PLANTERS = 8 METERS FROM CENTER TO CENTER ,UNLESS DIRECTED OTHERWISE BY ENGINEER
 - NO PLANTERS FOR SIDEWALKS LESS THAN 250 CM.
 - WHERE EVER NOTED AS SPECIFIED MEANS TO BE TAKEN FROM BOQ

PURPOSE OF ISSUE: FINAL

20*10*6 CM LIGHT GRAY INTERLOCK

REFER TO ROAD
DETAILS

TYPICAL DETAIL AT MOUNTABLE CURBSTONE
SECTION A-A
SCALE 1 : 10

ASPHALT SURFACE
SUBJECT TO NEGOTIATION WITH
LAND OWNER

DRAWING TITLE:

ARCHITECTURAL DETAILS
TYPICAL DETAIL IN MOUNTABLE CURBSTONE
D04.0

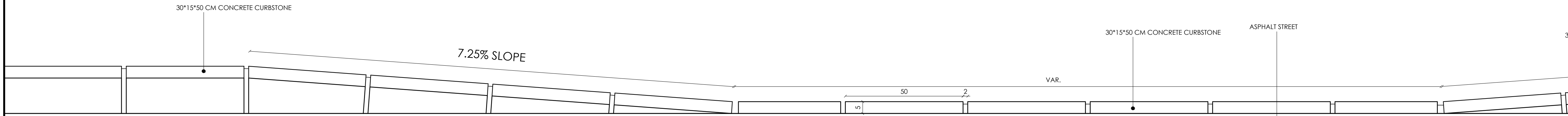
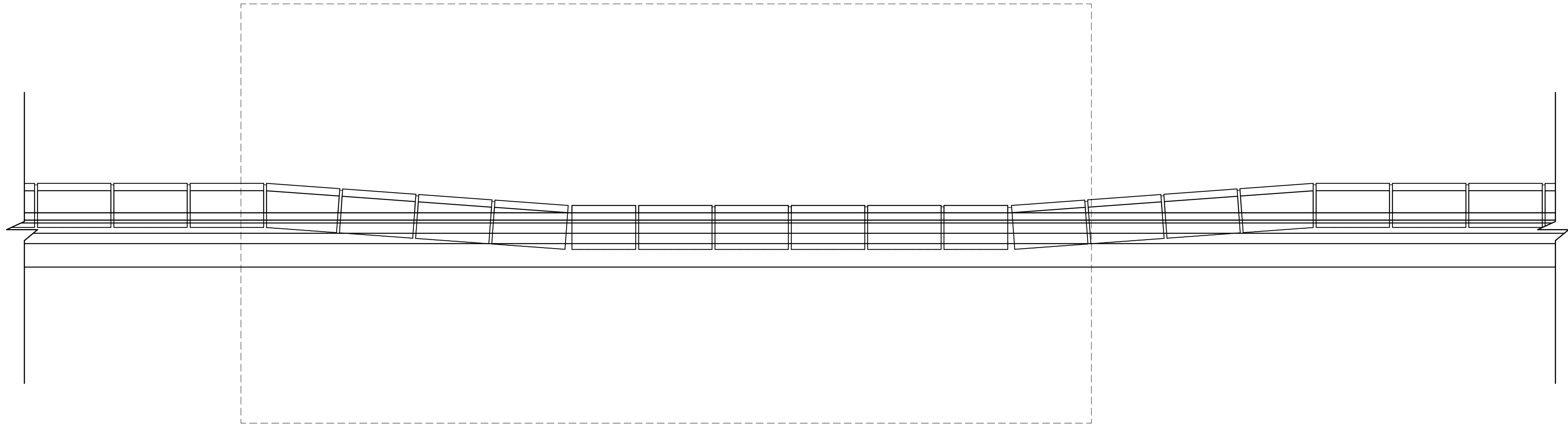
DRAWING	THIS IS A CAD DRAWING AND MUST NOT BE ALTERED MANUALLY			
	ISSUE DATE: MAY 2018	SCALE:	ORIG. DWG SIZE: ()	REV.
	DRAWING NUMBER: A554.0.0		Sht. of	

THIS DRAWING IS THE COPYRIGHT OF CLIENT AND CONSULTANT AND MUST NOT BE RETAINED, COPIED OR USED WITHOUT THE AUTHORIZATION


SIGMA
 Engineering
 Design


steer davis gleave
 Lead Consultant

طحان و بوشناق
tahban & bushnaq
 Architectural
 Design



TYPICAL DETAILS AT MOUNTABLE CURBSTONE
ELEVATION
SCALE 1 : 10



Greater Amman Municipality

Bus Rapid Transit (BRT) System
in Amman

Package 4B

- NOTES:-
- ALL DIMENSIONS ARE IN CENTIMETERS.
 - ROAD DETAILS TO BE TAKEN FROM ROADS DRAWINGS.
 - SPACING BETWEEN PLANTERS =8 METERS FROM CENTER TO CENTER ,UNLESS DIRECTED OTHERWISE BY ENGINEER
 - NO PLANTERS FOR SIDEWALKS LESS THAN 250 CM.
 - WHERE EVER NOTED AS SPECIFIED MEANS TO BE TAKEN FROM BOQ

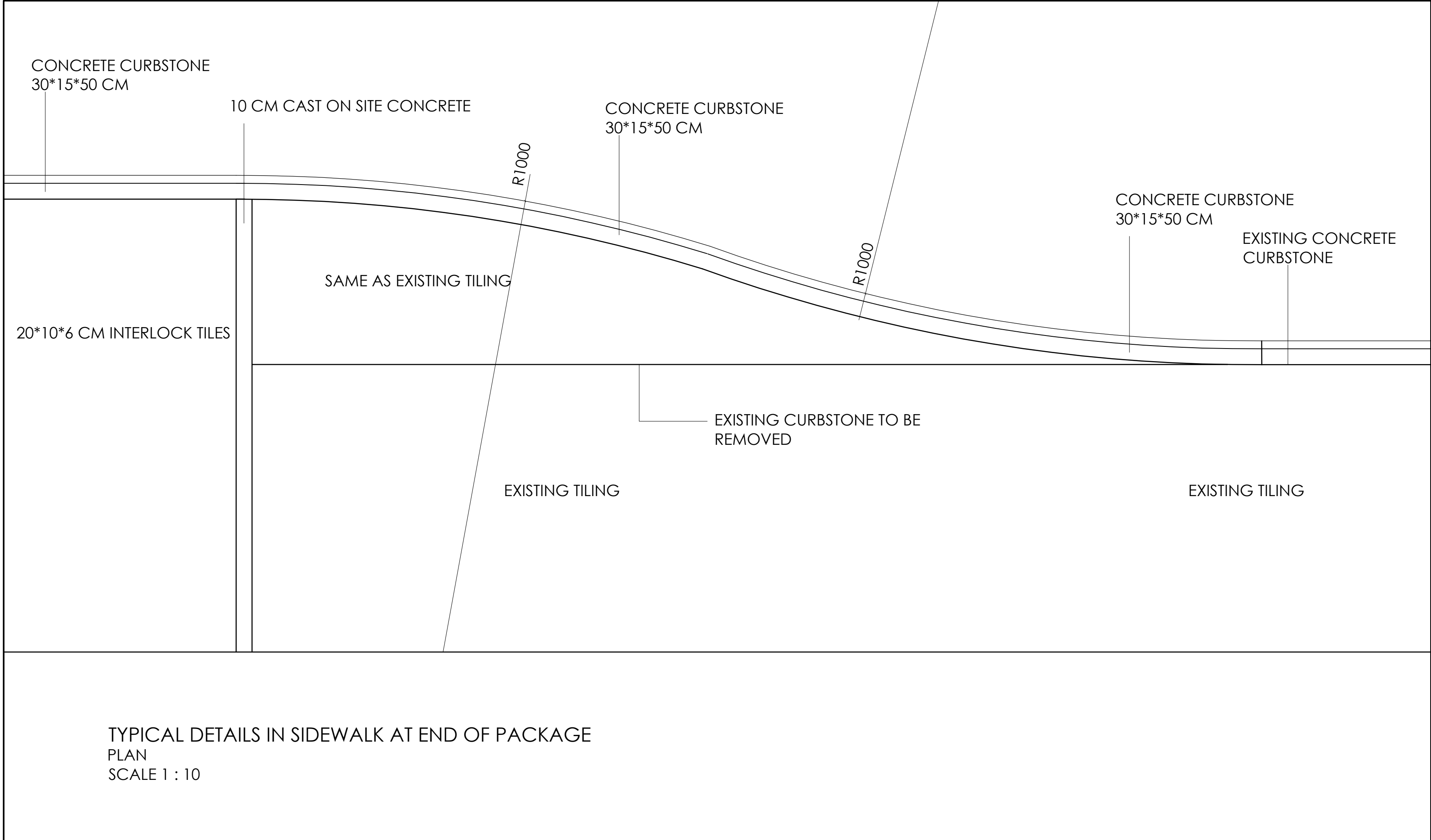
PURPOSE OF ISSUE: FINAL

REV.	DESCRIPTION	DATE	DWN	CHKD	APPD
2	FINAL SUBMISSION	MAY 2018			
1	FINAL SUBMISSION	MAR 2018			

PRODUCED BY:	SIGNATURE:
DESIGNED BY: I.TAHHAN	SIGNATURE:
CHECKED BY: I.TAHHAN	SIGNATURE:
PROJECT MANAGER:	SIGNATURE:
DEPUTY DIRECTOR of ENG. AFFAIRS: ARCH.SANAAL-NAZER	SIGNATURE:

DRAWING TITLE:			
ARCHITECTURAL DETAILS TYPICAL DETAIL IN MOUNTABLE CURBSTONE D04.0			
THIS IS A CAD DRAWING AND MUST NOT BE ALTERED MANUALLY			
ISSUE DATE: MAY 2018	SCALE:	ORIG. DWG SIZE: ()	REV.
DRAWING NUMBER:A554.0.1		Sht. of	
THIS DRAWING IS THE COPYRIGHT OF CLIENT AND CONSULTANT AND MUST NOT BE RETAINED, COPIED OR USED WITHOUT THE AUTHORIZATION			

steer daviess gleave	Lead Consultant
سيجما SIGMA	Engineering Design
طكان و بشناق tahhan & bushnaq	Architectural Design



Greater Amman Municipality

Bus Rapid Transit (BRT) System
in Amman

Package 4B

NOTES:-
-ALL DIMENSIONS ARE IN CENTIMETERS.
-ROAD DETAILS TO BE TAKEN FROM
ROADS DRAWINGS.
-SPACING BETWEEN PLANTERS =8
METERS FROM CENTER TO CENTER
,UNLESS DIRECTED OTHERWISE BY
ENGINEER
-NO PLANTERS FOR SIDEWALKS LESS
THAN 250 CM.
-WHERE EVER NOTED AS SPECIFIED
MEANS TO BE TAKEN FROM BOQ

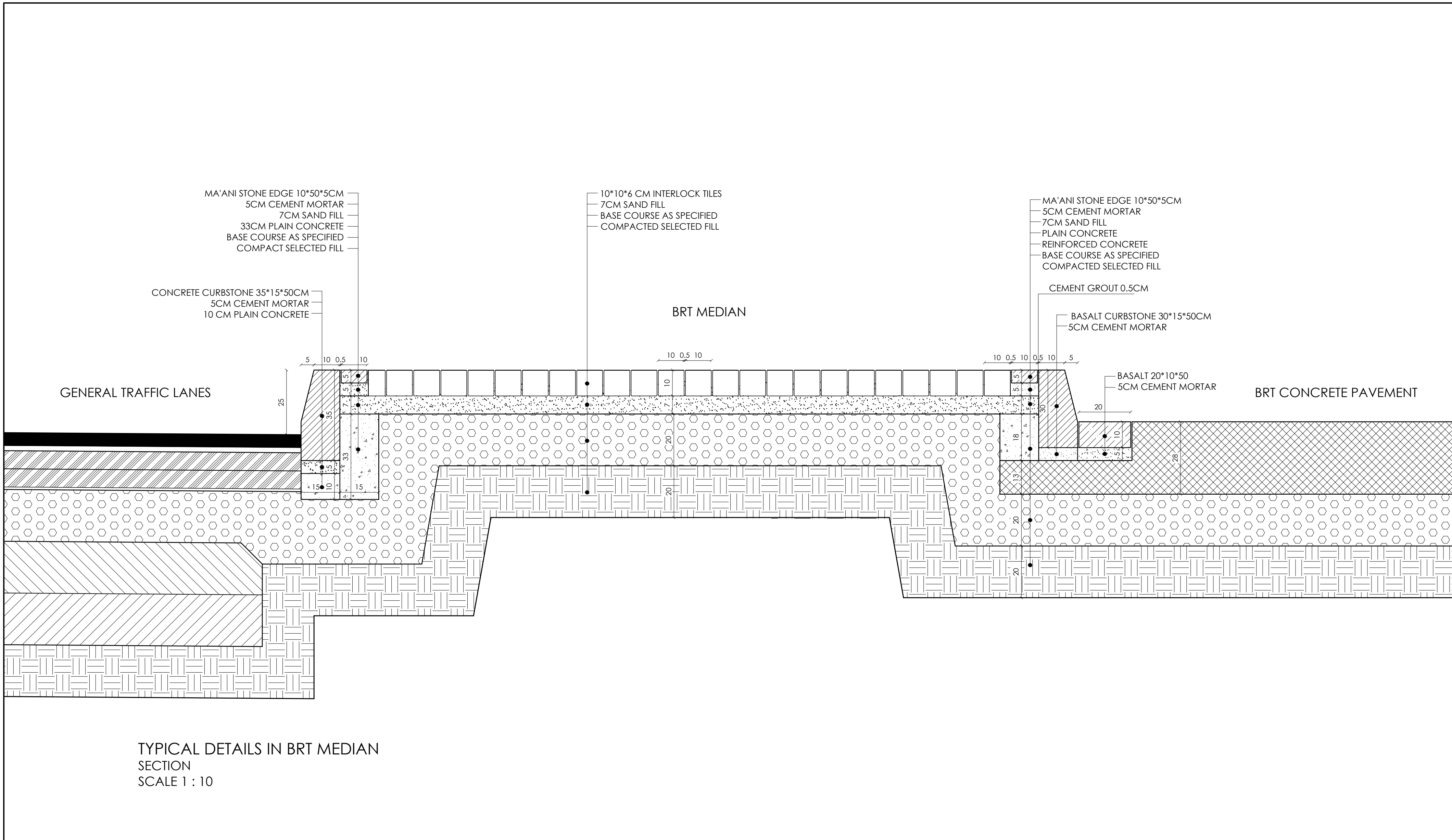
PURPOSE OF ISSUE: FINAL

REV.	DESCRIPTION	DATE	DWN	CHKD	APPD
2	FINAL SUBMISSION	MAY 2018			
1	FINAL SUBMISSION	MAR 2018			

PRODUCED BY:	SIGNATURE:
DESIGNED BY: I.TAHHAN	SIGNATURE:
CHECKED BY: I.TAHHAN	SIGNATURE:
PROJECT MANAGER:	SIGNATURE:
DEPUTY DIRECTOR of ENG. AFFAIRS: ARCH.SANAAL-NAZER	SIGNATURE:

DRAWING TITLE:
ARCHITECTURAL DETAILS TYPICAL DETAIL IN SIDEWALK AT END OF PACKAGE D05.0
THIS IS A CAD DRAWING AND MUST NOT BE ALTERED MANUALLY
ISSUE DATE: MAY 2018 SCALE: ORIG. DWG SIZE: () REV.
DRAWING NUMBER: A555.0 Sht. of
THIS DRAWING IS THE COPYRIGHT OF CLIENT AND CONSULTANT AND MUST NOT BE RETAINED, COPIED OR USED WITHOUT THE AUTHORIZATION

steer davis gleave	Lead Consultant
سيجما SIGMA	Engineering Design
طكان و بشناق tahhan & bushnaq	Architectural Design



Greater Amman Municipality

Bus Rapid Transit (BRT) System
in Amman

Package 4B

- NOTES:-
- ALL DIMENSIONS ARE IN CENTIMETERS.
 - ROAD DETAILS TO BE TAKEN FROM ROADS DRAWINGS.
 - SPACING BETWEEN PLANTERS =8 METERS FROM CENTER TO CENTER ,UNLESS DIRECTED OTHERWISE BY ENGINEER
 - NO PLANTERS FOR SIDEWALKS LESS THAN 250 CM.
 - WHERE EVER NOTED AS SPECIFIED MEANS TO BE TAKEN FROM BOQ

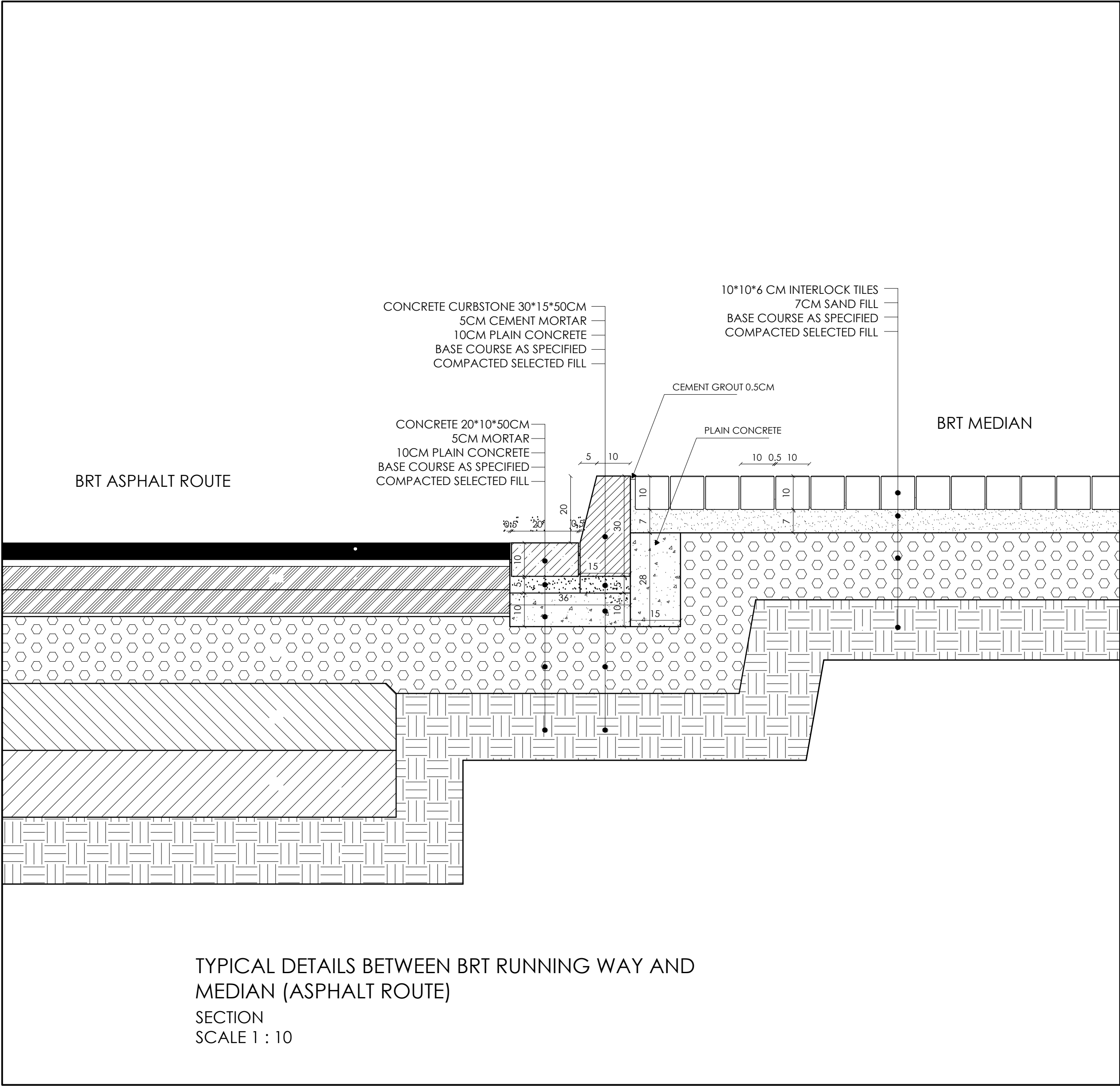
PURPOSE OF ISSUE: FINAL

REV.	DESCRIPTION	DATE	DWN	CHKD	APPD
2	FINAL SUBMISSION	MAY 2018			
1	FINAL SUBMISSION	MAR 2018			

PRODUCED BY:	SIGNATURE:
DESIGNED BY: I.TAHHAN	SIGNATURE:
CHECKED BY: I.TAHHAN	SIGNATURE:
PROJECT MANAGER:	SIGNATURE:
DEPUTY DIRECTOR of ENG. AFFAIRS: ARCH.SANAAL-NAZER	SIGNATURE:

DRAWING	DRAWING TITLE:			
	TYPICAL DETAILS IN BRT MEDIANS			
	DO6.0			
	THIS IS A CAD DRAWING AND MUST NOT BE ALTERED MANUALLY			
	ISSUE DATE: MAY 2018	SCALE: 1:10	ORIG. DWG SIZE: ()	REV.
	DRAWING NUMBER: A556.0		Sht.	of
	THIS DRAWING IS THE COPYRIGHT OF CLIENT AND CONSULTANT AND MUST NOT BE RETAINED, COPIED OR USED WITHOUT THE AUTHORIZATION			

steer daves gleave	Lead Consultant
SIGMA	Engineering Design
طكان و بشناق	Architectural Design



Greater Amman Municipality

Bus Rapid Transit (BRT) System
in Amman

Package 4B

- NOTES:-
- ALL DIMENSIONS ARE IN CENTIMETERS.
 - ROAD DETAILS TO BE TAKEN FROM ROADS DRAWINGS.
 - SPACING BETWEEN PLANTERS =8 METERS FROM CENTER TO CENTER ,UNLESS DIRECTED OTHERWISE BY ENGINEER
 - NO PLANTERS FOR SIDEWALKS LESS THAN 250 CM.
 - WHERE EVER NOTED AS SPECIFIED MEANS TO BE TAKEN FROM BOQ

PURPOSE OF ISSUE: FINAL

REV.	DESCRIPTION	DATE	DWN	CHKD	APPD
2	FINAL SUBMISSION	MAY 2018			
1	FINAL SUBMISSION	MAR 2018			

PRODUCED BY:	SIGNATURE:
DESIGNED BY: I.TAHHAN	SIGNATURE:
CHECKED BY: I.TAHHAN	SIGNATURE:
PROJECT MANAGER:	SIGNATURE:
DEPUTY DIRECTOR of ENG. AFFAIRS: ARCH.SANAAL-NAZER	SIGNATURE:

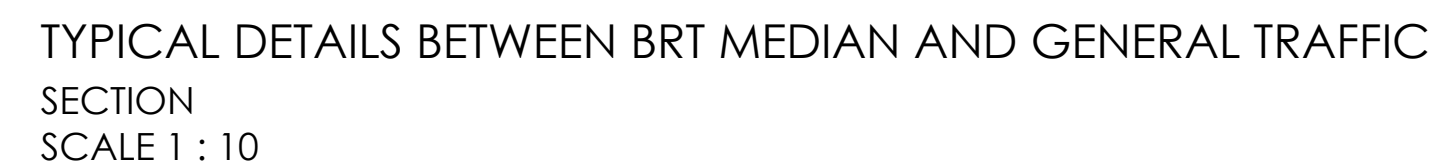
DRAWING TITLE:
TYPICAL DETAILS BETWEEN BRT RUNNING WAY AND MEDIAN (ASPHALT ROUTE) DOG. I
THIS IS A CAD DRAWING AND MUST NOT BE ALTERED MANUALLY
ISSUE DATE: MAY 2018 SCALE: 1:10 ORIG. DWG SIZE: () REV.
DRAWING NUMBER: A556.I Sht. of
THIS DRAWING IS THE COPYRIGHT OF CLIENT AND CONSULTANT AND MUST NOT BE RETAINED, COPIED OR USED WITHOUT THE AUTHORIZATION

steer davis gleave	Lead Consultant
سيجما SIGMA	Engineering Design
طكان و بشناق tahhan & bushnaq	Architectural Design



Package 4B

SCALE PURPOSE OF ISSUE: FINAL



DESIGN TEAM	PRODUCED BY:	SIGNATURE:
	DESIGNED BY: I.TAHHAN	SIGNATURE:
	CHECKED BY: I.TAHHAN	SIGNATURE:
	PROJECT MANAGER:	SIGNATURE:
	DEPUTY DIRECTOR OF ENG. AFFAIRS: ARCH.SANAAL-NAZER	SIGNATURE:

CONSULTANT

steer davis gleave Lead Consultant

سیجما  **SIGMA** Engineering Design
مهندسان مشاوران Architectural Design

طكان و هوشنار  **tahhan & hushnagar** Architectural Design

CLIENT
PROJECT
PACKAGE
GENERAL NOTES AND LEGEND
SCALE
KEY PLAN AND NORTH SIGN
REVISION NOTES
DESIGN TEAM
DRAWING
CONSULTANT



Greater Amman Municipality

Bus Rapid Transit (BRT) System
in Amman

Package 4B

NOTES:-
-ALL DIMENSIONS ARE IN CENTIMETERS.
-ROAD DETAILS TO BE TAKEN FROM
ROADS DRAWINGS.
-SPACING BETWEEN PLANTERS =8
METERS FROM CENTER TO CENTER
,UNLESS DIRECTED OTHERWISE BY
ENGINEER
-NO PLANTERS FOR SIDEWALKS LESS
THAN 250 CM.
-WHERE EVER NOTED AS SPECIFIED
MEANS TO BE TAKEN FROM BOQ

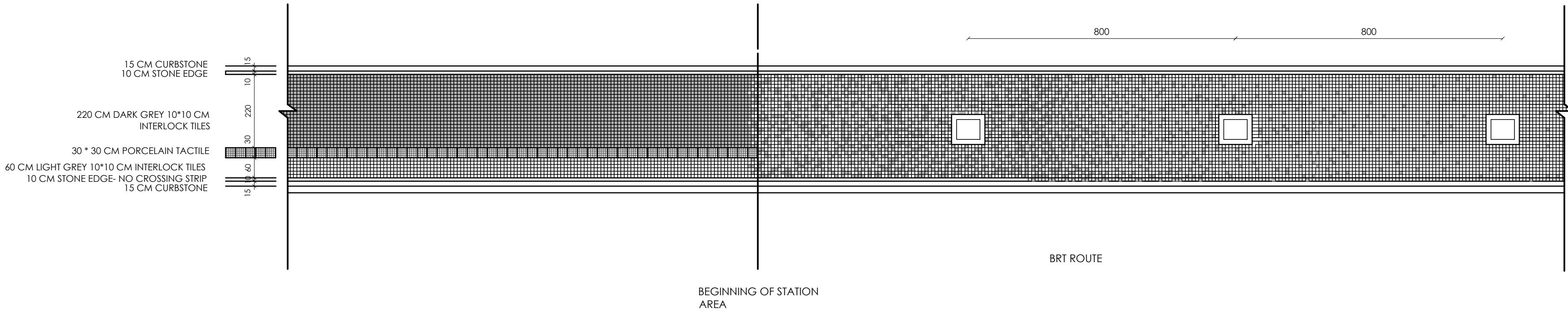
PURPOSE OF ISSUE: FINAL

REV.	DESCRIPTION	DATE	DWN	CHKD	APPD
2	FINAL SUBMISSION	MAY 2018			
1	FINAL SUBMISSION	MAR 2018			

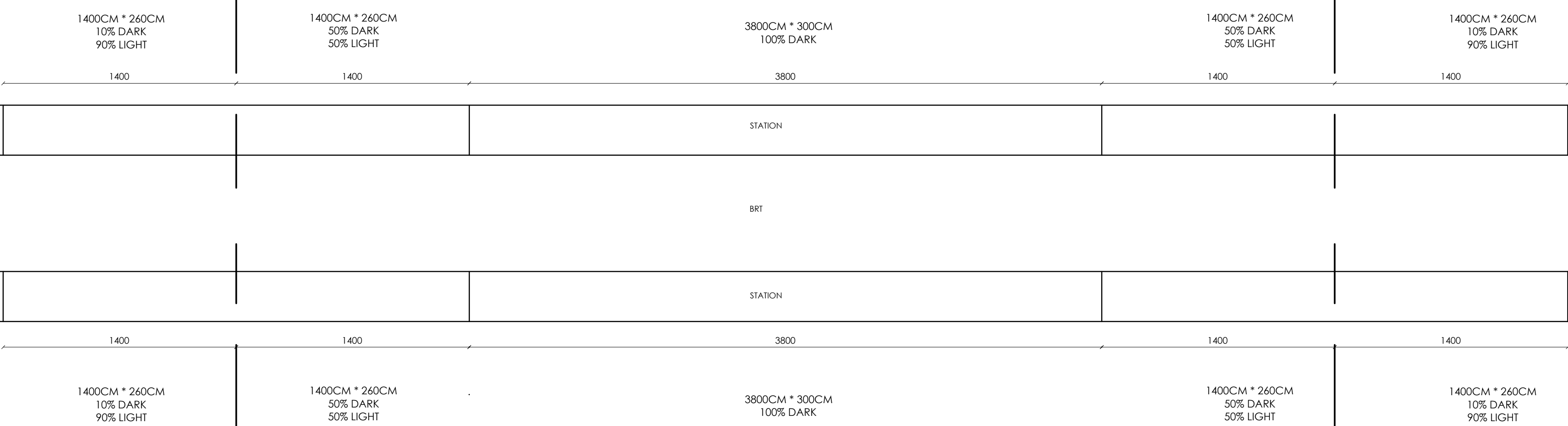
PRODUCED BY:	SIGNATURE:
DESIGNED BY: I.TAHHAN	SIGNATURE:
CHECKED BY: I.TAHHAN	SIGNATURE:
PROJECT MANAGER:	SIGNATURE:
DEPUTY DIRECTOR of ENG. AFFAIRS: ARCH.SANAAL-NAZER	SIGNATURE:

DRAWING TITLE:			
ARCHITECTURAL DETAILS PLATFORM DETAILS PLANS DO7.0			
THIS IS A CAD DRAWING AND MUST NOT BE ALTERED MANUALLY			
ISSUE DATE: MAY 2018	SCALE:	ORIG. DWG SIZE: ()	REV.
DRAWING NUMBER: A557.0		Sht.	of
THIS DRAWING IS THE COPYRIGHT OF CLIENT AND CONSULTANT AND MUST NOT BE RETAINED, COPIED OR USED WITHOUT THE AUTHORIZATION			

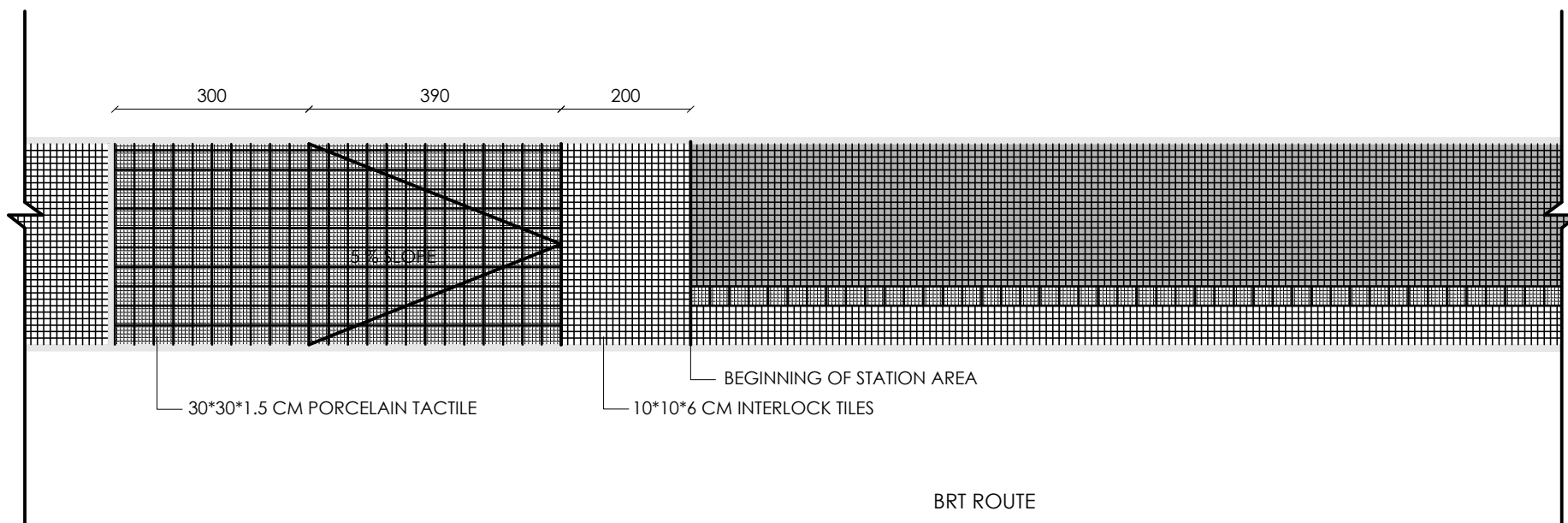
steer davis gleave	Lead Consultant
سيجما SIGMA	Engineering Design
طكان وبشناق tahhan & bushnaq	Architectural Design



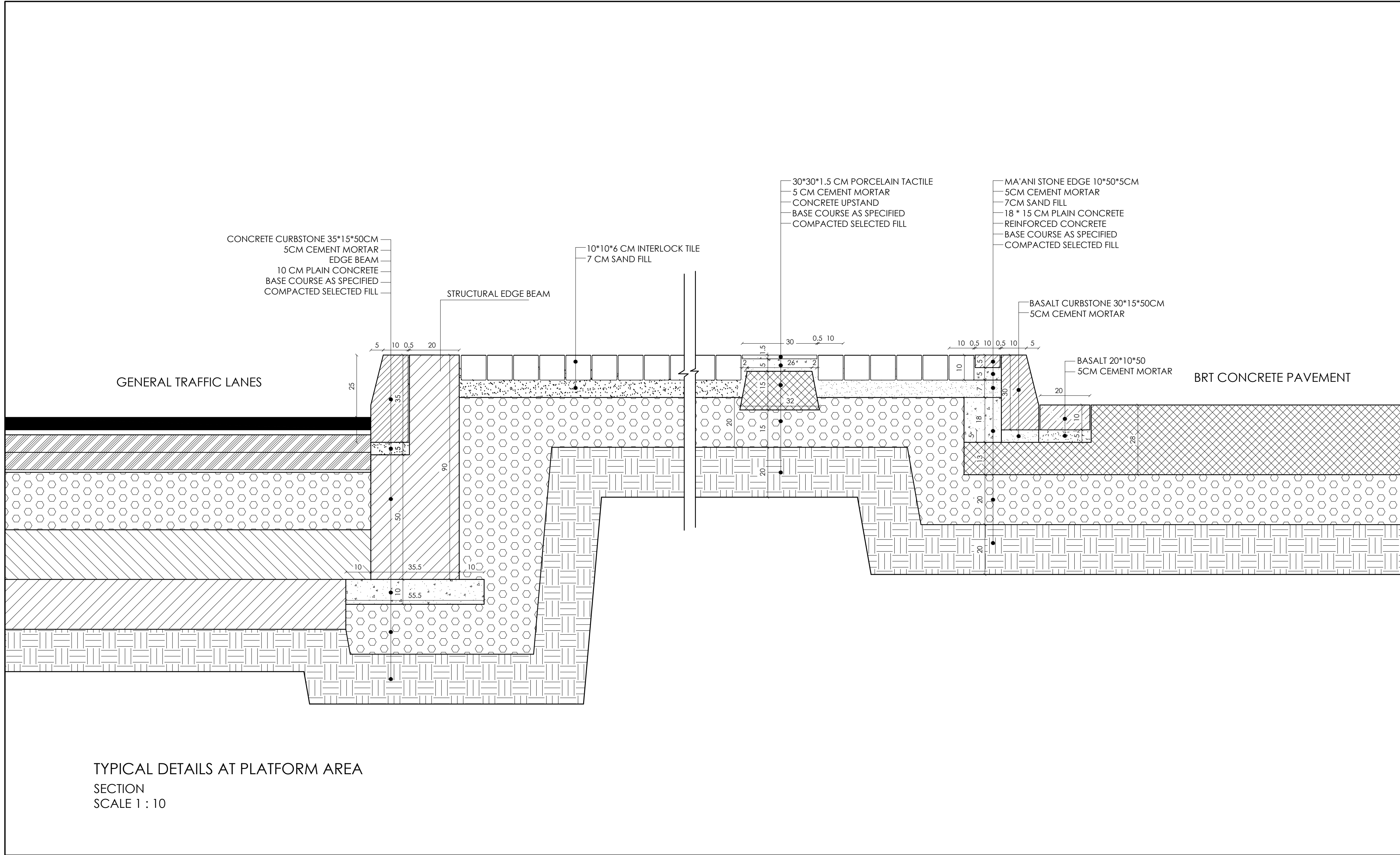
PAVEMENT PATTERN AT PLATFORM AREA
SCALE 1 : 100



PAVEMENT PATTERN AT STATION/STOP AREA
SCALE 1 : 200



PEDESTRIAN CROSSING
SCALE 1 : 100



Greater Amman Municipality

Bus Rapid Transit (BRT) System
in Amman

Package 4B

NOTES:-
-ALL DIMENSIONS ARE IN CENTIMETERS.
-ROAD DETAILS TO BE TAKEN FROM
ROADS DRAWINGS.
-SPACING BETWEEN PLANTERS =8
METERS FROM CENTER TO CENTER
,UNLESS DIRECTED OTHERWISE BY
ENGINEER
-NO PLANTERS FOR SIDEWALKS LESS
THAN 250 CM.
-WHERE EVER NOTED AS SPECIFIED
MEANS TO BE TAKEN FROM BOQ

PURPOSE OF ISSUE: FINAL

REV.	DESCRIPTION	DATE	DWN	CHKD	APPD
2	FINAL SUBMISSION	MAY 2018			
1	FINAL SUBMISSION	MAR 2018			

PRODUCED BY:	SIGNATURE:
DESIGNED BY: I.TAHHAN	SIGNATURE:
CHECKED BY: I.TAHHAN	SIGNATURE:
PROJECT MANAGER:	SIGNATURE:
DEPUTY DIRECTOR of ENG. AFFAIRS: ARCH.SANAAL-NAZER	SIGNATURE:

DRAWING TITLE:

ARCHITECTURAL DETAILS
PLATFORM AREA DETAILS
D08.0

THIS IS A CAD DRAWING AND MUST NOT BE ALTERED MANUALLY

ISSUE DATE: MAY 2018	SCALE: 1:10	ORIG. DWG SIZE: ()	REV.
DRAWING NUMBER: A558.0		Sht. of	

THIS DRAWING IS THE COPYRIGHT OF CLIENT AND CONSULTANT AND MUST
NOT BE RETAINED, COPIED OR USED WITHOUT THE AUTHORIZATION

steer davis gleave

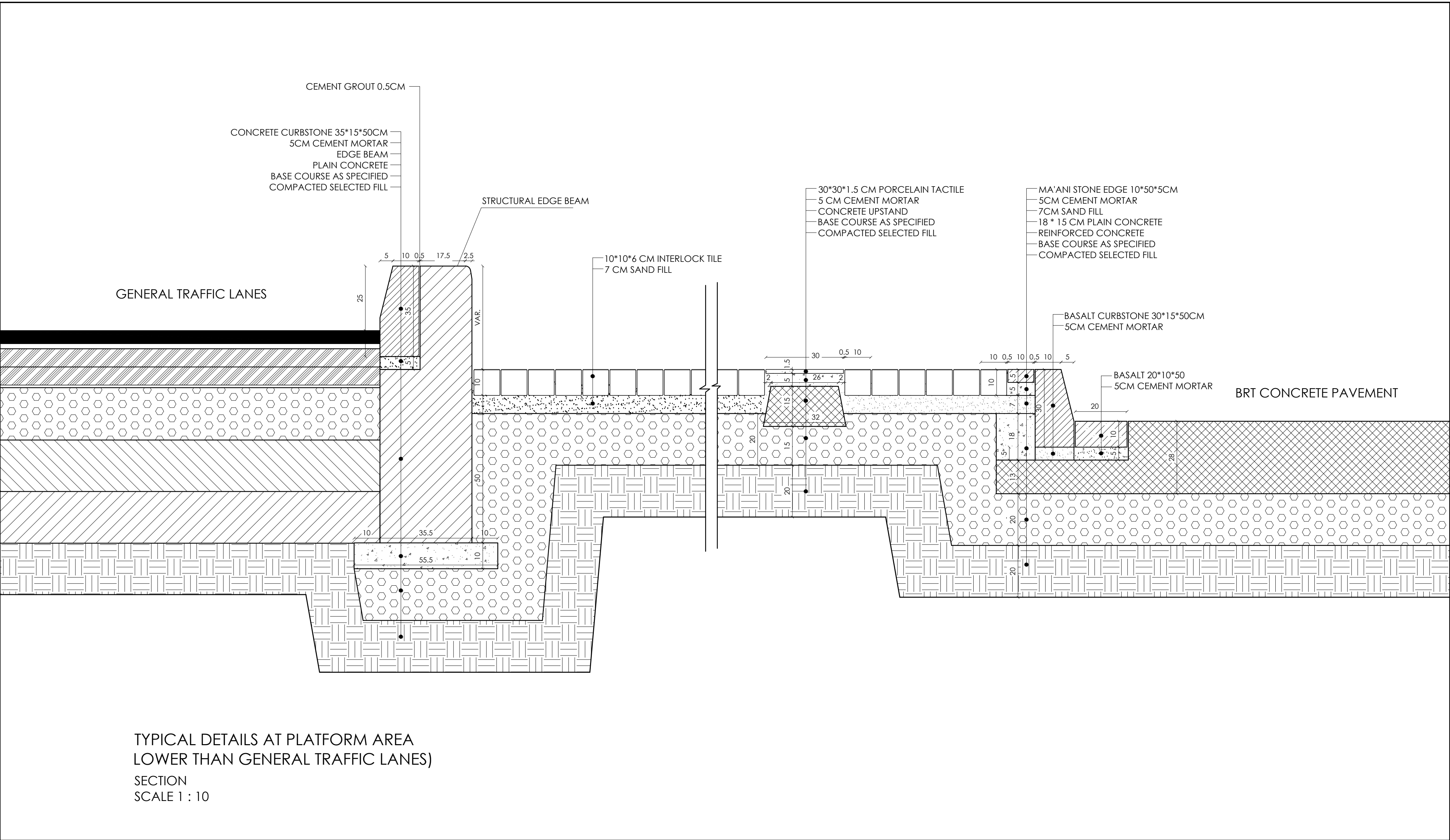
Lead Consultant

SIGMA

Engineering
Design

tahhan & bushnaq

Architectural
Design



Greater Amman Municipality

Bus Rapid Transit (BRT) System
in Amman

Package 4B

NOTES:-
-ALL DIMENSIONS ARE IN CENTIMETERS.
-ROAD DETAILS TO BE TAKEN FROM
ROADS DRAWINGS.
-SPACING BETWEEN PLANTERS =8
METERS FROM CENTER TO CENTER
,UNLESS DIRECTED OTHERWISE BY
ENGINEER
-NO PLANTERS FOR SIDEWALKS LESS
THAN 250 CM.
-WHERE EVER NOTED AS SPECIFIED
MEANS TO BE TAKEN FROM BOQ

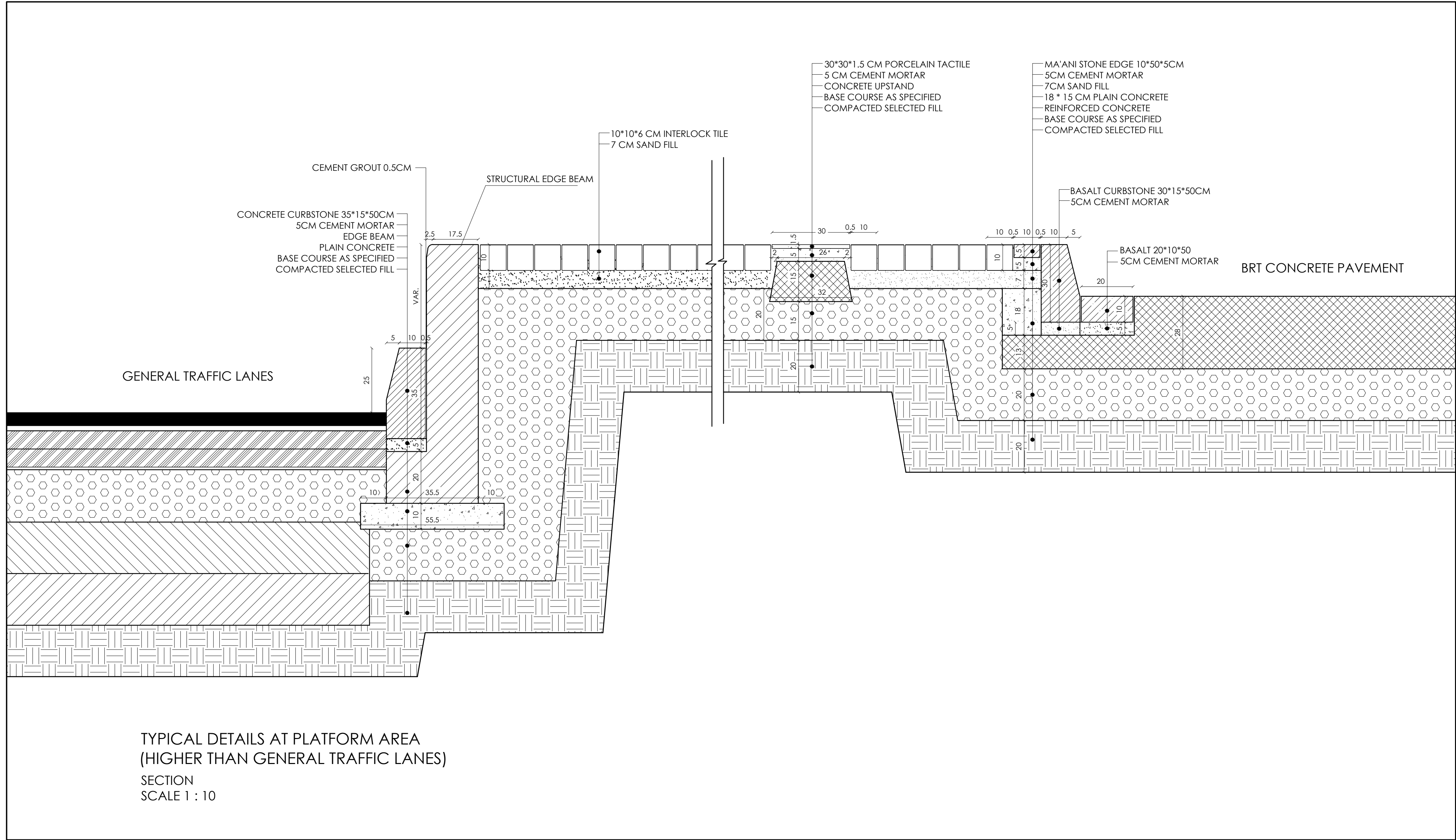
PURPOSE OF ISSUE: FINAL

REV.	DESCRIPTION	DATE	DWN	CHKD	APPD
2	FINAL SUBMISSION	MAY 2018			
1	FINAL SUBMISSION	MAR 2018			

PRODUCED BY:	SIGNATURE:
DESIGNED BY: I.TAHHAN	SIGNATURE:
CHECKED BY: I.TAHHAN	SIGNATURE:
PROJECT MANAGER:	SIGNATURE:
DEPUTY DIRECTOR of ENG. AFFAIRS: ARCH.SANAAL-NAZER	SIGNATURE:

DRAWING TITLE:
ARCHITECTURAL DETAILS PLATFORM AREA DETAILS LOWER THAN GENERAL TRAFFIC DOB. I
THIS IS A CAD DRAWING AND MUST NOT BE ALTERED MANUALLY
ISSUE DATE: MAY 2018 SCALE: 1:10 ORIG. DWG SIZE: () REV.
DRAWING NUMBER: A558.1 Sht. of
THIS DRAWING IS THE COPYRIGHT OF CLIENT AND CONSULTANT AND MUST NOT BE RETAINED, COPIED OR USED WITHOUT THE AUTHORIZATION

steer daves gleave	Lead Consultant
SIGMA Engineering Design	Architectural Design
طكان و بشناق tahhan & bushnaq	



Greater Amman Municipality

Bus Rapid Transit (BRT) System
in Amman

Package 4B

NOTES:-
-ALL DIMENSIONS ARE IN CENTIMETERS.
-ROAD DETAILS TO BE TAKEN FROM
ROADS DRAWINGS.
-SPACING BETWEEN PLANTERS =8
METERS FROM CENTER TO CENTER
,UNLESS DIRECTED OTHERWISE BY
ENGINEER
-NO PLANTERS FOR SIDEWALKS LESS
THAN 250 CM.
-WHERE EVER NOTED AS SPECIFIED
MEANS TO BE TAKEN FROM BOQ

PURPOSE OF ISSUE: FINAL

REV.	DESCRIPTION	DATE	DWN	CHKD	APPD
2	FINAL SUBMISSION	MAY 2018			
1	FINAL SUBMISSION	MAR 2018			

PRODUCED BY:	SIGNATURE:
DESIGNED BY: I.TAHHAN	SIGNATURE:
CHECKED BY: I.TAHHAN	SIGNATURE:
PROJECT MANAGER:	SIGNATURE:
DEPUTY DIRECTOR of ENG. AFFAIRS: ARCH.SANAAL-NAZER	SIGNATURE:

DRAWING TITLE:			
ARCHITECTURAL DETAILS PLATFORM AREA DETAILS HIGHER THAN GENERAL TRAFFIC D08.2			
THIS IS A CAD DRAWING AND MUST NOT BE ALTERED MANUALLY			
ISSUE DATE: MAY 2018	SCALE: 1:10	ORIG. DWG. SIZE: ()	REV.
DRAWING NUMBER: A558.2		Sht. of	
THIS DRAWING IS THE COPYRIGHT OF CLIENT AND CONSULTANT AND MUST NOT BE RETAINED, COPIED OR USED WITHOUT THE AUTHORIZATION			

steer daves gleave	Lead Consultant
SIGMA	Engineering Design
طكان و بشناق	Architectural Design

NOTES:-

-ALL DIMENSIONS ARE IN CENTIMETERS.

-ROAD DETAILS TO BE TAKEN FROM
ROADS DRAWINGS.

-SPACING BETWEEN PLANTERS = 8 METERS FROM CENTER TO CENTER ,UNLESS DIRECTED OTHERWISE BY ENGINEER

END -NO PLANTERS FOR SIDEWALKS LESS THAN 250 CM.

-WHERE EVER NOTED AS SPECIFIED
MEANS TO BE TAKEN FROM BOQ

PURPOSE OF ISSUE: FINAL

REVISION NOTES						
	2	FINAL SUBMISSION	MAY 2018			
	1	FINAL SUBMISSION	MAR 2018			
REV.	DESCRIPTION		DATE	DWN	CHKD	APP

DESIGN TEAM	PRODUCED BY:	SIGNATURE:
	DESIGNED BY: I.TAHHAN	SIGNATURE:
	CHECKED BY: I.TAHHAN	SIGNATURE:
	PROJECT MANAGER:	SIGNATURE:
	DEPUTY DIRECTOR OF ENG. AFFAIRS: ARCH.SANAAL-NAZER	SIGNATURE:

DRAWING TITLE:

ARCHITECTURAL DETAILS
PLATFORM AREA DETAILS
ADJACENT TO ISLAND
D09.0

THIS IS A CAD DRAWING AND MUST NOT BE ALTERED MANUALLY

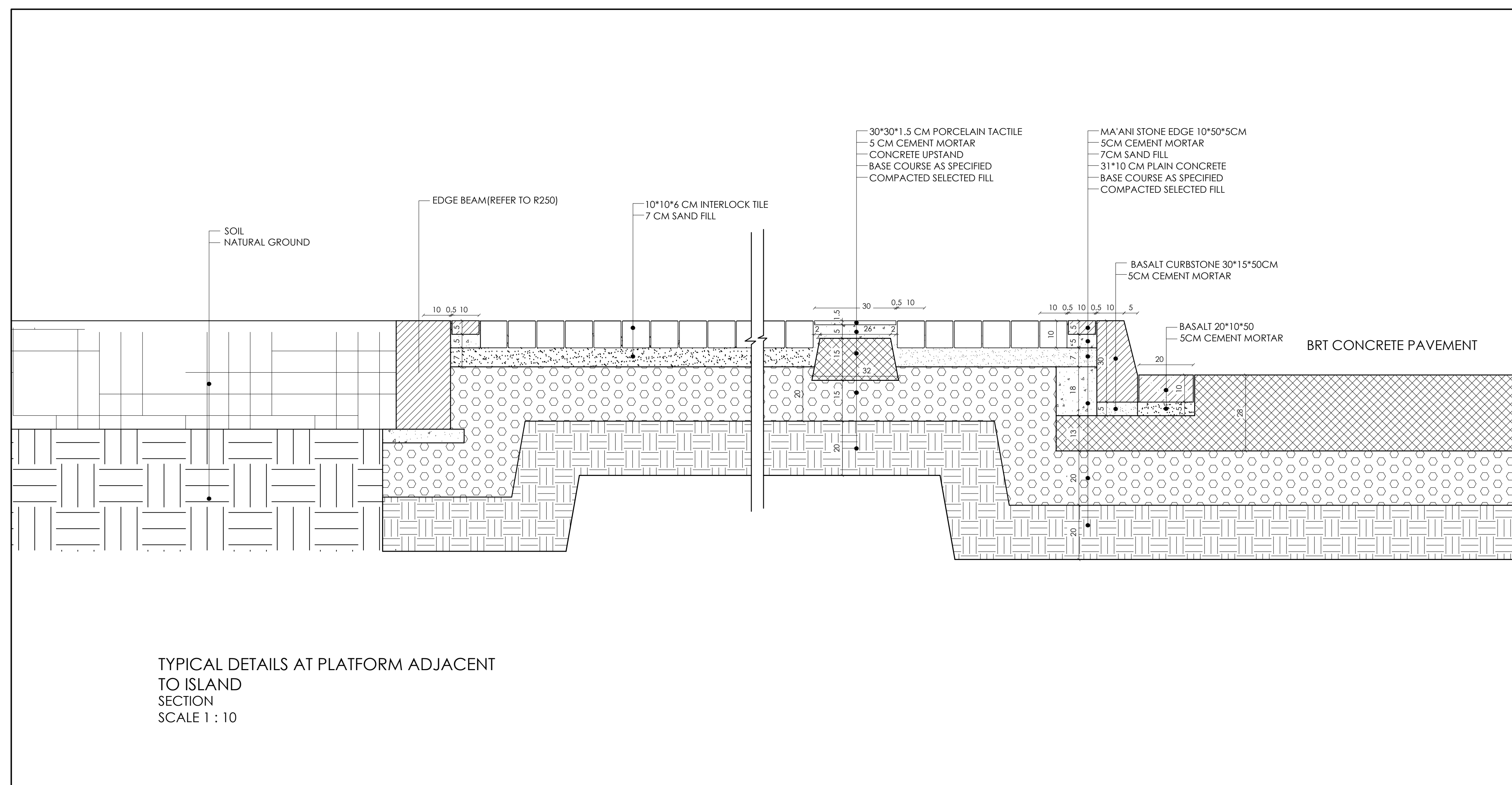
ISSUE DATE: MAY 2018	SCALE: 1:10	ORIG. DWG SIZE: ()	R
DRAWING NUMBER: A559.0		Sht. of	

THIS DRAWING IS THE COPYRIGHT OF CLIENT AND CONSULTANT AND MUST NOT BE RETAINED, COPIED OR USED WITHOUT THE AUTHORIZATION

CONSULTANT	 steer daves gleave	Lead Consultant
	 SIGMA ENGINEERING & CONSTRUCTION Architects & Engineers	طحان و بوشناق tahhan & bushnaq Architect Design

SAVED BY: Ohuneidi ON: 29.05.2018 @ 09:39

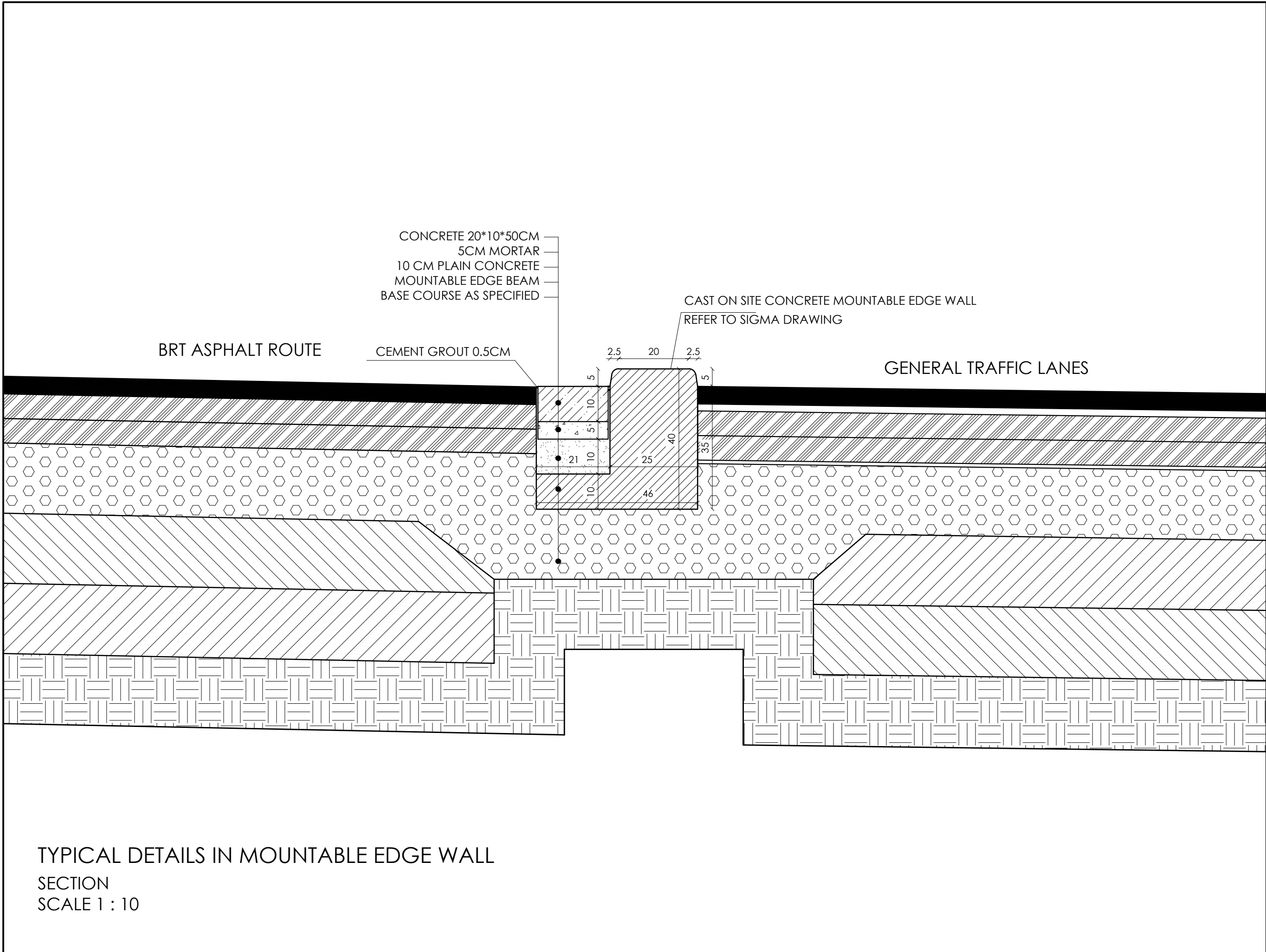
FOR BINDING



TYPICAL DETAILS AT PLATFORM ADJACENT
TO ISLAND
SECTION
SCALE 1 : 10



SAVED BY: Ohuneidi ON: 29.05.2018 @ 09:39



Greater Amman Municipality

Bus Rapid Transit (BRT) System
in Amman

Package 4B

- NOTES:-
- ALL DIMENSIONS ARE IN CENTIMETERS.
 - ROAD DETAILS TO BE TAKEN FROM ROADS DRAWINGS.
 - SPACING BETWEEN PLANTERS =8 METERS FROM CENTER TO CENTER ,UNLESS DIRECTED OTHERWISE BY ENGINEER
 - NO PLANTERS FOR SIDEWALKS LESS THAN 250 CM.
 - WHERE EVER NOTED AS SPECIFIED MEANS TO BE TAKEN FROM BOQ

PURPOSE OF ISSUE: FINAL

REV.	DESCRIPTION	DATE	DWN	CHKD	APPD
2	FINAL SUBMISSION	MAY 2018			
1	FINAL SUBMISSION	MAR 2018			

PRODUCED BY:	SIGNATURE:
DESIGNED BY: I.TAHHAN	SIGNATURE:
CHECKED BY: I.TAHHAN	SIGNATURE:
PROJECT MANAGER:	SIGNATURE:
DEPUTY DIRECTOR of ENG. AFFAIRS: ARCH.SANAAL-NAZER	SIGNATURE:


DRAWING TITLE:			
ARCHITECTURAL DETAILS TYPICAL DETAILS IN MOUNTABLE EDGE WALL D12.0			
THIS IS A CAD DRAWING AND MUST NOT BE ALTERED MANUALLY			
ISSUE DATE: MAY 2018	SCALE: 1:10	ORIG. DWG. SIZE: ()	REV.
DRAWING NUMBER: A562.0		Sht.	of
THIS DRAWING IS THE COPYRIGHT OF CLIENT AND CONSULTANT AND MUST NOT BE RETAINED, COPIED OR USED WITHOUT THE AUTHORIZATION			

steer davis gleave	Lead Consultant
سيجما SIGMA	Engineering Design
طكان و بشناق tahhan & bushnaq	Architectural Design



Package 4B

SCALE PURPOSE OF ISSUE: FINAL



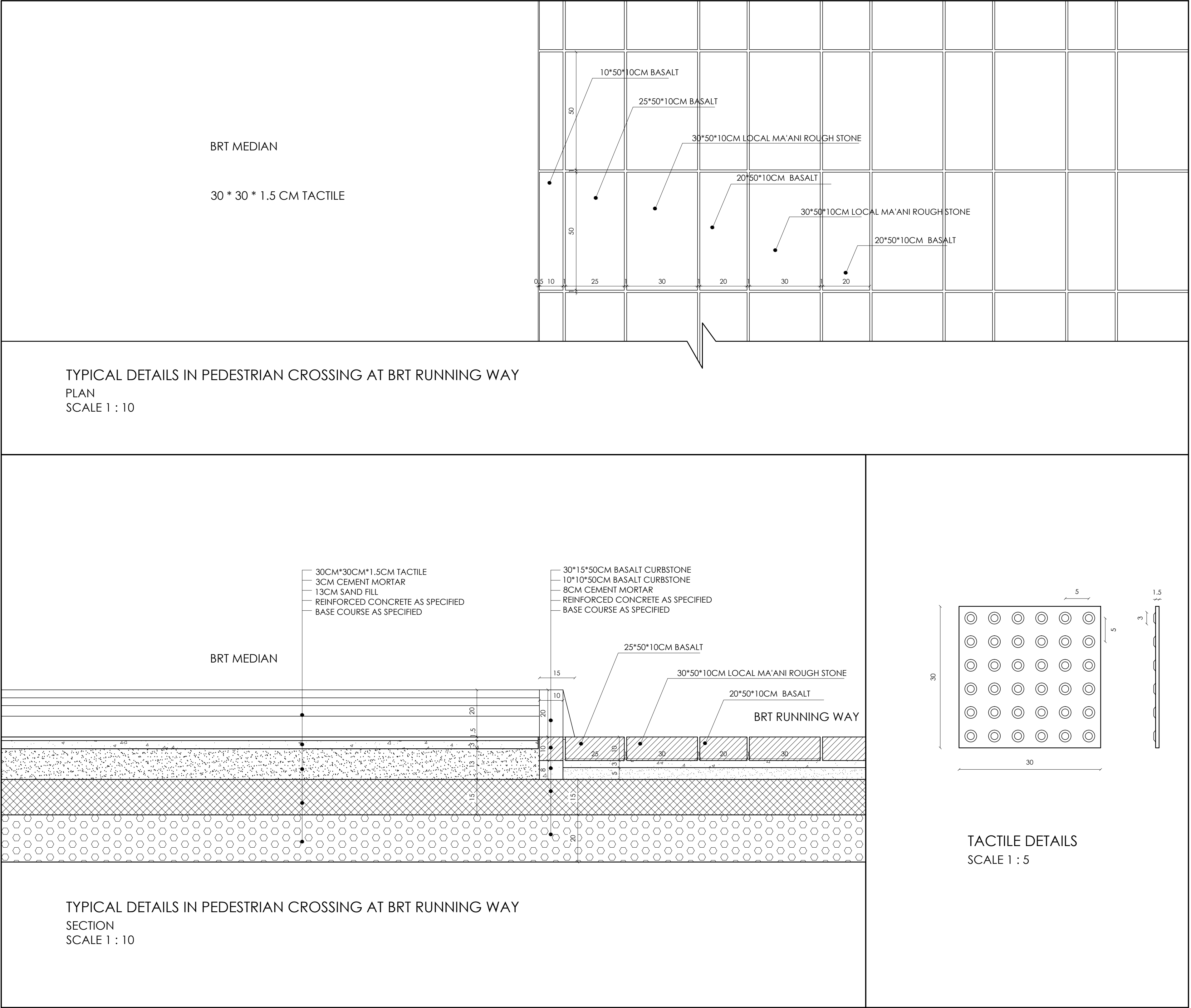
DESIGN TEAM	PRODUCED BY:	SIGNATURE:
	DESIGNED BY: I.TAHHAN	SIGNATURE:
	CHECKED BY: I.TAHHAN	SIGNATURE:
	PROJECT MANAGER:	SIGNATURE:
	DEPUTY DIRECTOR OF ENG. AFFAIRS: ARCH.SANAAL-NAZER	SIGNATURE:

CONSULTANT

steer davis gleave Lead Consultant

سیجما **SIGMA** Engineering Design
 سید محمد علی حسینی سید محمد علی حسینی
 Seyed Mohammad Ali Hosseini Seyed Mohammad Ali Hosseini

طه‌کان و بوشناق Architecture Design
tahnan & bushnaq



Greater Amman Municipality

Bus Rapid Transit (BRT) System
in Amman

Package 4B

NOTES:-
-ALL DIMENSIONS ARE IN CENTIMETERS.
-ROAD DETAILS TO BE TAKEN FROM
ROADS DRAWINGS.
-SPACING BETWEEN PLANTERS =8
METERS FROM CENTER TO CENTER
,UNLESS DIRECTED OTHERWISE BY
ENGINEER
-NO PLANTERS FOR SIDEWALKS LESS
THAN 250 CM.
-WHERE EVER NOTED AS SPECIFIED
MEANS TO BE TAKEN FROM BOQ

PURPOSE OF ISSUE: FINAL

REV.	DESCRIPTION	DATE	DWN	CHKD	APPD
2	FINAL SUBMISSION	MAY 2018			
1	FINAL SUBMISSION	MAR 2018			

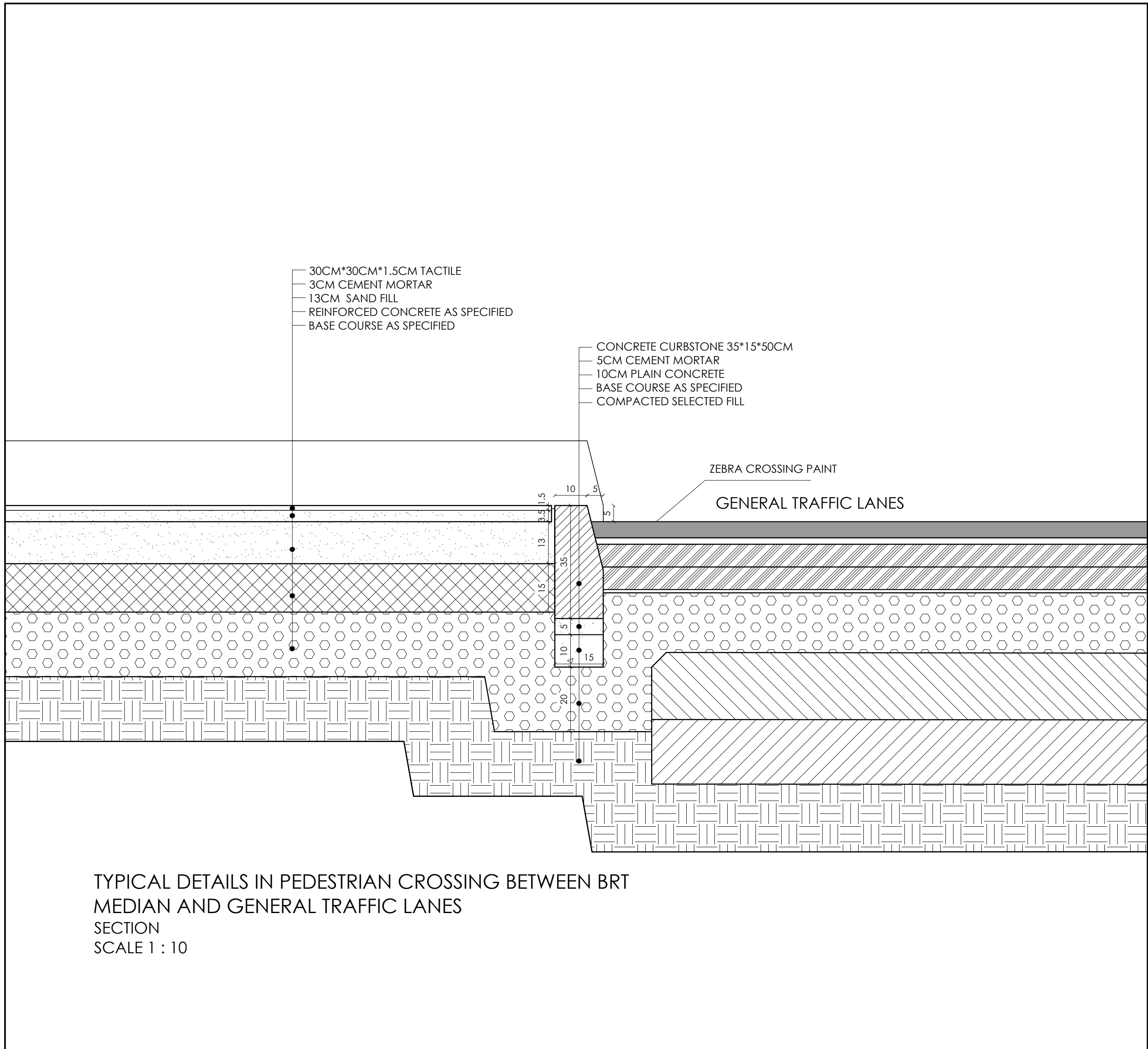
PRODUCED BY:	SIGNATURE:
DESIGNED BY: I.TAHHAN	SIGNATURE:
CHECKED BY: I.TAHHAN	SIGNATURE:
PROJECT MANAGER:	SIGNATURE:
DEPUTY DIRECTOR of ENG. AFFAIRS: ARCH.SANAAL-NAZER	SIGNATURE:

DRAWING TITLE:

TYPICAL DETAILS IN PEDESTRIAN
CROSSING BETWEEN BRT MEDIAN AND
BRT RUNNING WAY
D14.0

THIS IS A CAD DRAWING AND MUST NOT BE ALTERED MANUALLY			
ISSUE DATE: MAY 2018	SCALE: 1:10	ORIG. DWG SIZE: ()	REV.
DRAWING NUMBER: A564.0		Sht. of	
THIS DRAWING IS THE COPYRIGHT OF CLIENT AND CONSULTANT AND MUST NOT BE RETAINED, COPIED OR USED WITHOUT THE AUTHORIZATION			

steer daves gleave	Lead Consultant
سيجما SIGMA	Engineering Design
طكان و بشناق tahhan & bushnaq	Architectural Design



Greater Amman Municipality

Bus Rapid Transit (BRT) System
in Amman

Package 4B

NOTES:-
-ALL DIMENSIONS ARE IN CENTIMETERS.
-ROAD DETAILS TO BE TAKEN FROM
ROADS DRAWINGS.
-SPACING BETWEEN PLANTERS =8
METERS FROM CENTER TO CENTER
,UNLESS DIRECTED OTHERWISE BY
ENGINEER
-NO PLANTERS FOR SIDEWALKS LESS
THAN 250 CM.
-WHERE EVER NOTED AS SPECIFIED
MEANS TO BE TAKEN FROM BOQ

PURPOSE OF ISSUE: FINAL

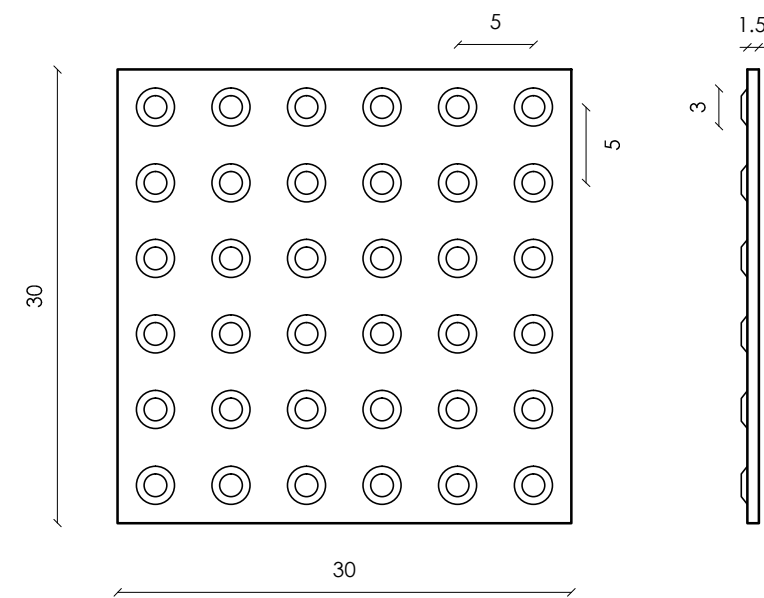
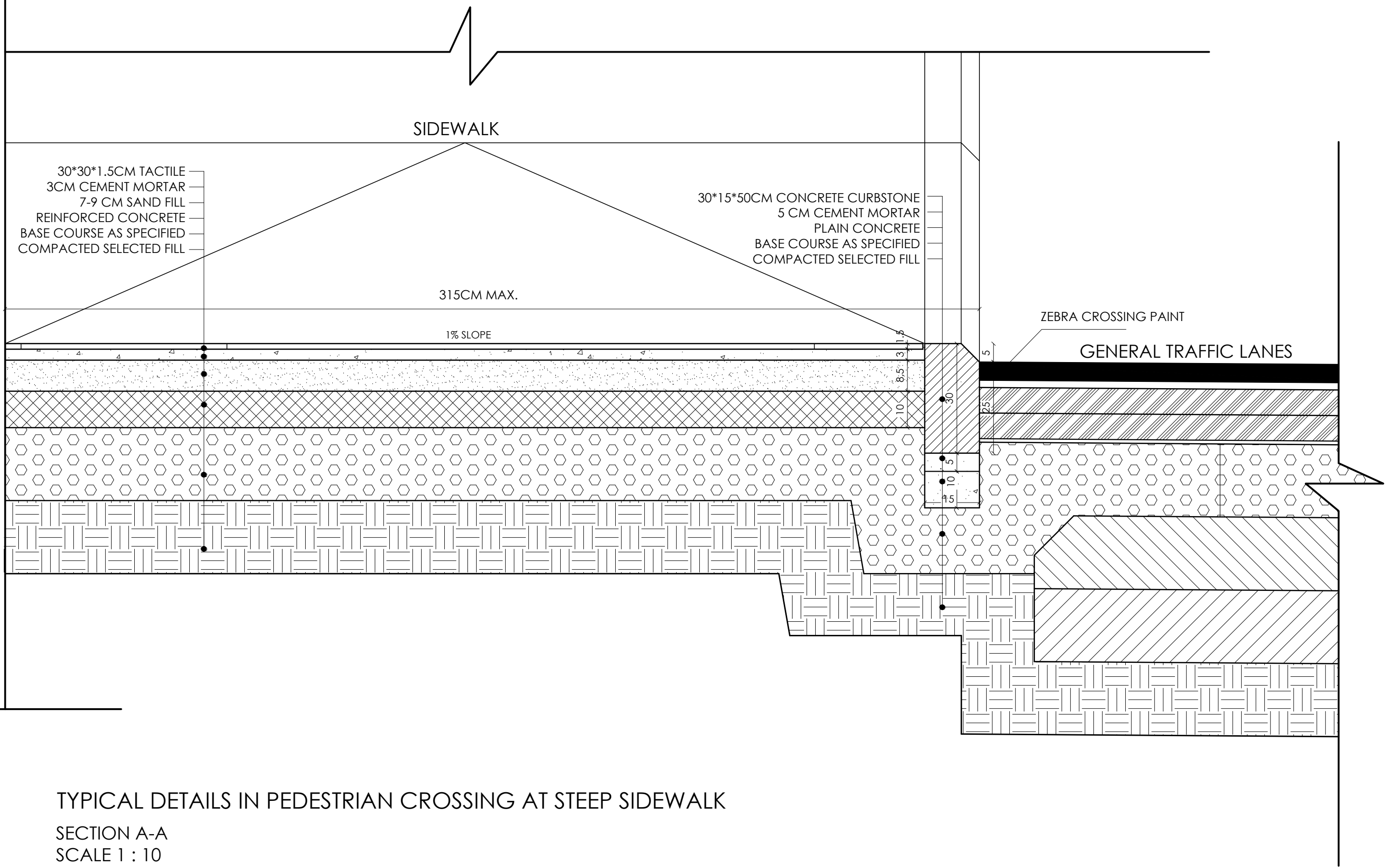
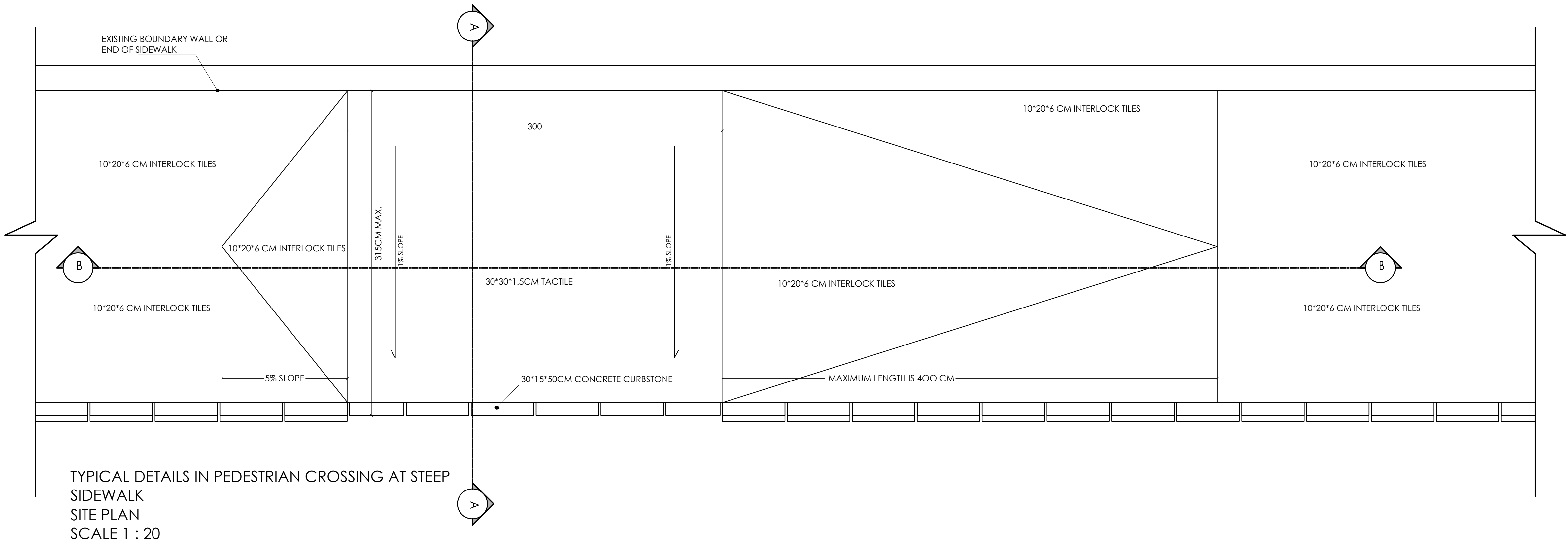
REV.	DESCRIPTION	DATE	DWN	CHKD	APPD
2	FINAL SUBMISSION	MAY 2018			
1	FINAL SUBMISSION	MAR 2018			

PRODUCED BY:	SIGNATURE:
DESIGNED BY: I.TAHHAN	SIGNATURE:
CHECKED BY: I.TAHHAN	SIGNATURE:
PROJECT MANAGER:	SIGNATURE:
DEPUTY DIRECTOR of ENG. AFFAIRS: ARCH.SANAAL-NAZER	SIGNATURE:

DRAWING	DRAWING TITLE:			
	TYPICAL DETAILS IN PEDESTRIAN CROSSING BETWEEN BRT MEDIAN AND GENERAL TRAFFIC D14.1			
	THIS IS A CAD DRAWING AND MUST NOT BE ALTERED MANUALLY			
	ISSUE DATE: MAY 2018	SCALE: 1:10	ORIG. DWG SIZE: ()	REV.
	DRAWING NUMBER: A564.1	Sht.	of	
	THIS DRAWING IS THE COPYRIGHT OF CLIENT AND CONSULTANT AND MUST NOT BE RETAINED, COPIED OR USED WITHOUT THE AUTHORIZATION			

steer davis gleave	Lead Consultant
سيجما SIGMA	Engineering Design
طكان وبشناق tahhan & bushnaq	Architectural Design

THIS CASE SHOULD BE APPLIED FOR 150-300 CM SIDEWALKS WIDTH.



Greater Amman Municipality

Bus Rapid Transit (BRT) System
in Amman

Package 4B

NOTES:-
-ALL DIMENSIONS ARE IN CENTIMETERS.
-ROAD DETAILS TO BE TAKEN FROM
ROADS DRAWINGS.
-SPACING BETWEEN PLANTERS =8
METERS FROM CENTER TO CENTER
,UNLESS DIRECTED OTHERWISE BY
ENGINEER
-NO PLANTERS FOR SIDEWALKS LESS
THAN 250 CM.
-WHERE EVER NOTED AS SPECIFIED
MEANS TO BE TAKEN FROM BOQ

PURPOSE OF ISSUE: FINAL

REV.	DESCRIPTION	DATE	DWN	CHKD	APPD
2	FINAL SUBMISSION	MAY 2018			
1	FINAL SUBMISSION	MAR 2018			

PRODUCED BY:	SIGNATURE:
DESIGNED BY: I.TAHHAN	SIGNATURE:
CHECKED BY: I.TAHHAN	SIGNATURE:
PROJECT MANAGER:	SIGNATURE:
DEPUTY DIRECTOR OF ENG. AFFAIRS: ARCH.SANAAL-NAZER	SIGNATURE:

DRAWING TITLE:
TYPICAL DETAILS IN PEDESTRIAN
CROSSING AT STEEP SIDEWALK
(3METERS OR LESS SIDEWALK WIDTH)
D15.2

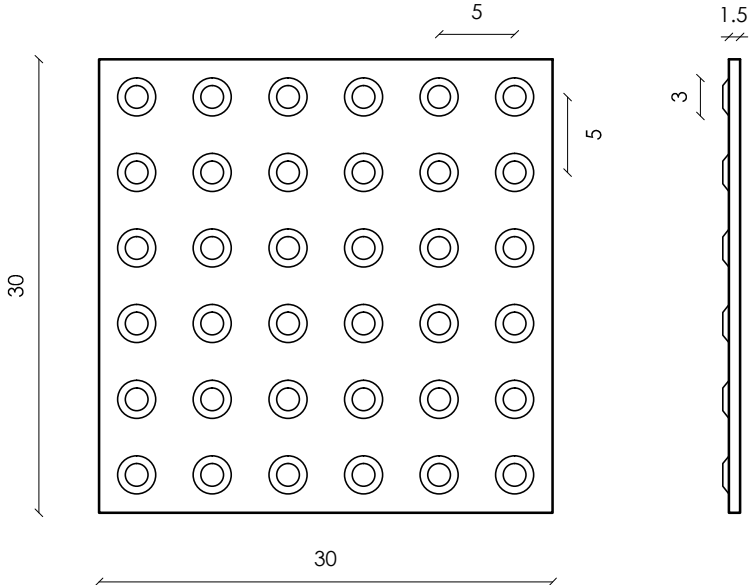
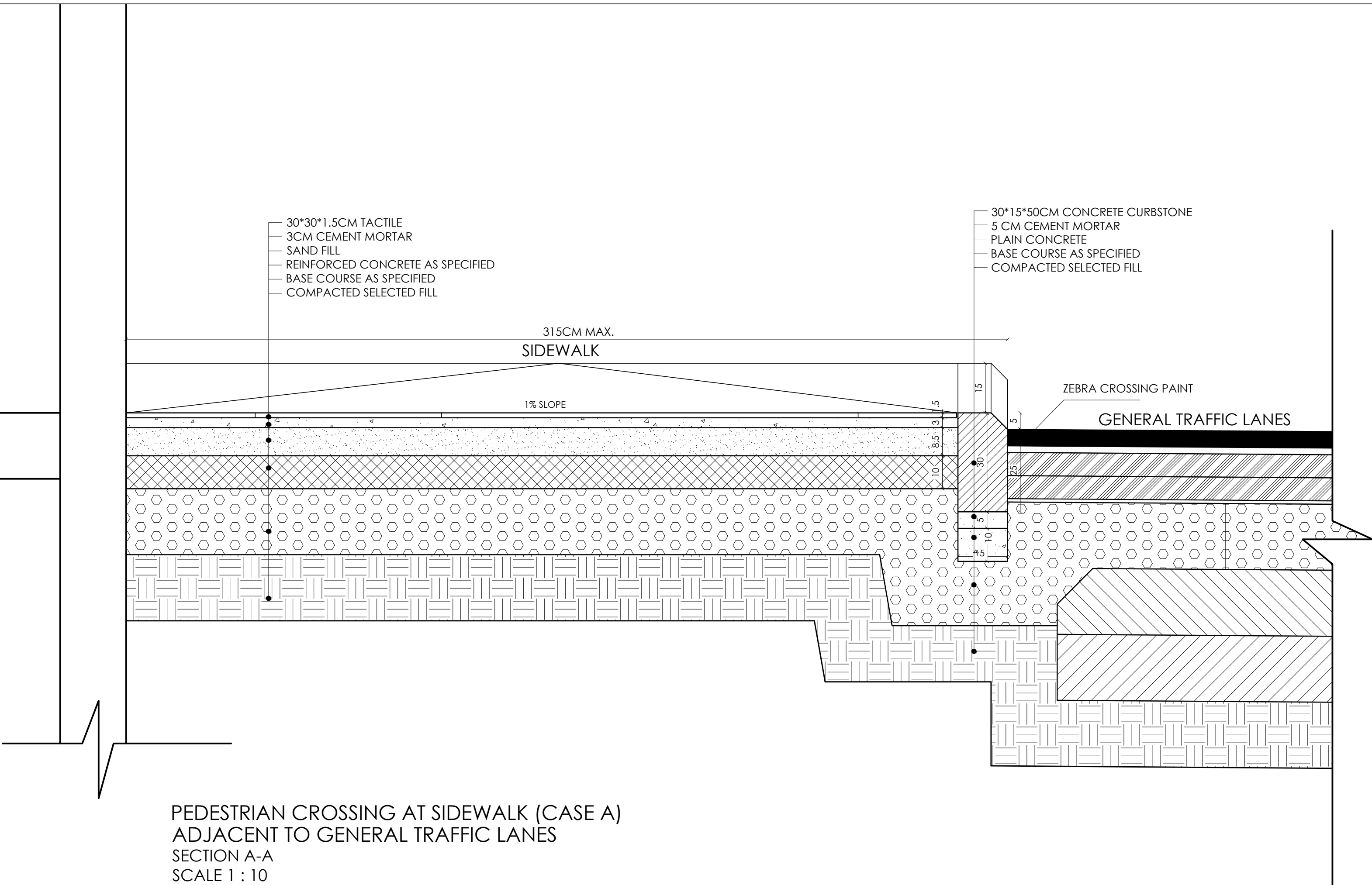
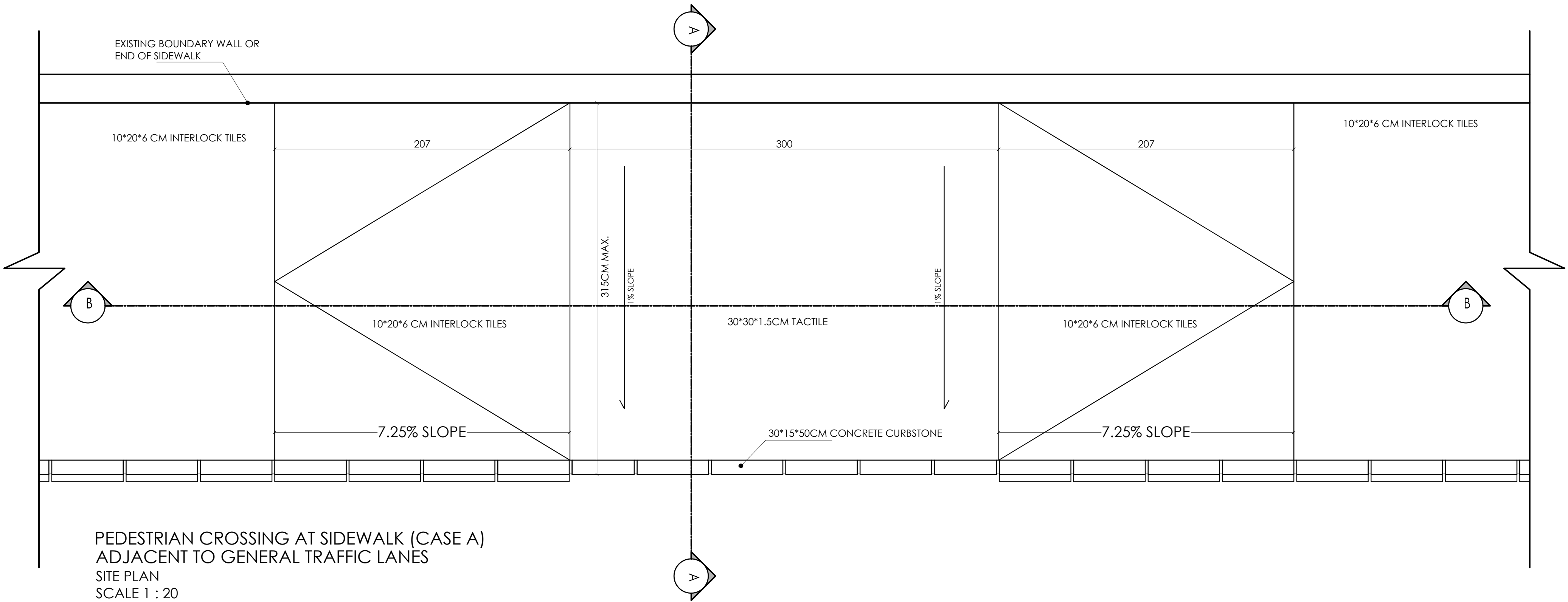
THIS IS A CAD DRAWING AND MUST NOT BE ALTERED MANUALLY			
ISSUE DATE: MAY 2018	SCALE: 1:10	ORIG. DWG SIZE: ()	REV.
DRAWING NUMBER: A5G5.2.0		Sht. of	

THIS DRAWING IS THE COPYRIGHT OF CLIENT AND CONSULTANT AND MUST
NOT BE RETAINED, COPIED OR USED WITHOUT THE AUTHORIZATION



FOR BIDDING

THIS CASE SHOULD BE APPLIED FOR 150-300 CM SIDEWALKS WIDTH.
THE MAXIMUM SLOPE IS 8,33 %.



Greater Amman Municipality

Bus Rapid Transit (BRT) System
in Amman

Package 4B

NOTES:-
-ALL DIMENSIONS ARE IN CENTIMETERS.
-ROAD DETAILS TO BE TAKEN FROM
ROADS DRAWINGS.
-SPACING BETWEEN PLANTERS =8
METERS FROM CENTER TO CENTER
,UNLESS DIRECTED OTHERWISE BY
ENGINEER
-NO PLANTERS FOR SIDEWALKS LESS
THAN 250 CM.
-WHERE EVER NOTED AS SPECIFIED
MEANS TO BE TAKEN FROM BOQ

PURPOSE OF ISSUE: FINAL

REV.	DESCRIPTION	DATE	DWN	CHKD	APPD
2	FINAL SUBMISSION	MAY 2018			
1	FINAL SUBMISSION	MAR 2018			

PRODUCED BY:	SIGNATURE:
DESIGNED BY: I.TAHHAN	SIGNATURE:
CHECKED BY: I.TAHHAN	SIGNATURE:
PROJECT MANAGER:	SIGNATURE:
DEPUTY DIRECTOR OF ENG. AFFAIRS: ARCH.SANAAL-NAZER	SIGNATURE:

DRAWING TITLE:
TYPICAL DETAILS IN PEDESTRIAN
CROSSING AT SIDEWALK (CASE A)
(3METERS OR LESS SIDEWALK WIDTH)
D15.0

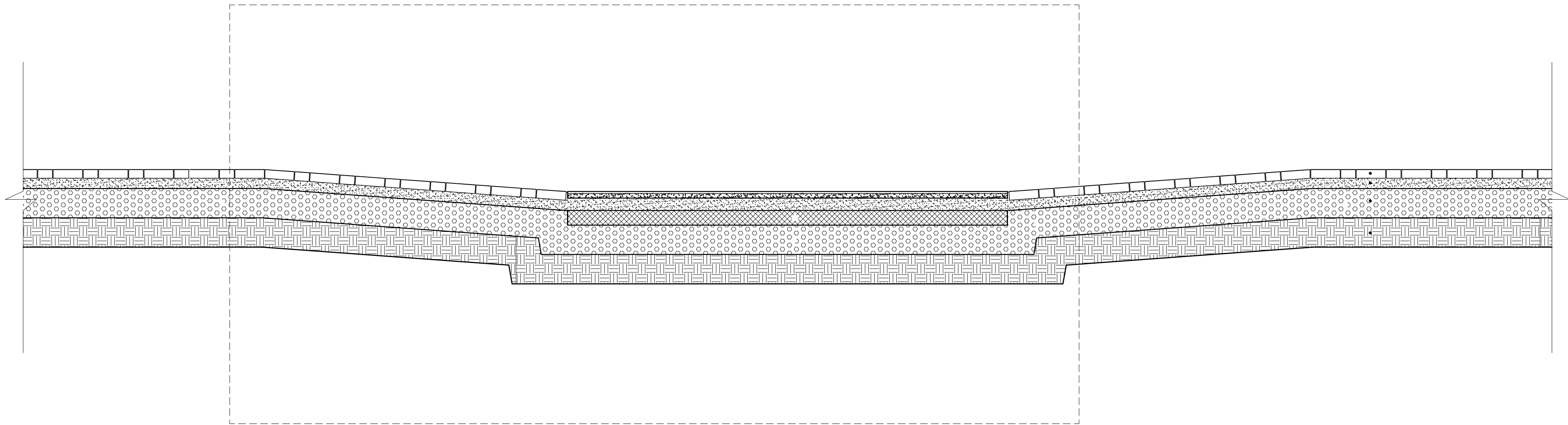
ISSUE DATE: MAY 2018	SCALE: 1:10	ORIG. DWG SIZE: ()	REV.
DRAWING NUMBER: A565.0.0	Sht.	of	

THIS DRAWING IS THE COPYRIGHT OF CLIENT AND CONSULTANT AND MUST
NOT BE RETAINED, COPIED OR USED WITHOUT THE AUTHORIZATION

steer daves gleave	Lead Consultant
SIGMA	Engineering Design
ت.ك.ب.و.ش.ن.ا.ق	Architectural Design

FOR BINDING

FOR BIDDING



PEDESTRIAN CROSSING AT SIDEWALK (CASE A)
ADJACENT TO GENERAL TRAFFIC LANES
SECTION B-B
SCALE 1 : 10



Greater Amman Municipality

Bus Rapid Transit (BRT) System
in Amman

Package 4B

- NOTES:-
- ALL DIMENSIONS ARE IN CENTIMETERS.
 - ROAD DETAILS TO BE TAKEN FROM ROADS DRAWINGS.
 - SPACING BETWEEN PLANTERS =8 METERS FROM CENTER TO CENTER ,UNLESS DIRECTED OTHERWISE BY ENGINEER
 - NO PLANTERS FOR SIDEWALKS LESS THAN 250 CM.
 - WHERE EVER NOTED AS SPECIFIED MEANS TO BE TAKEN FROM BOQ

PURPOSE OF ISSUE: FINAL

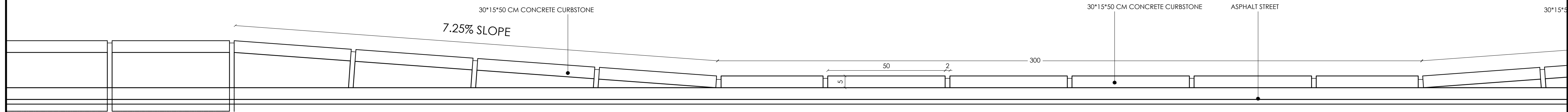
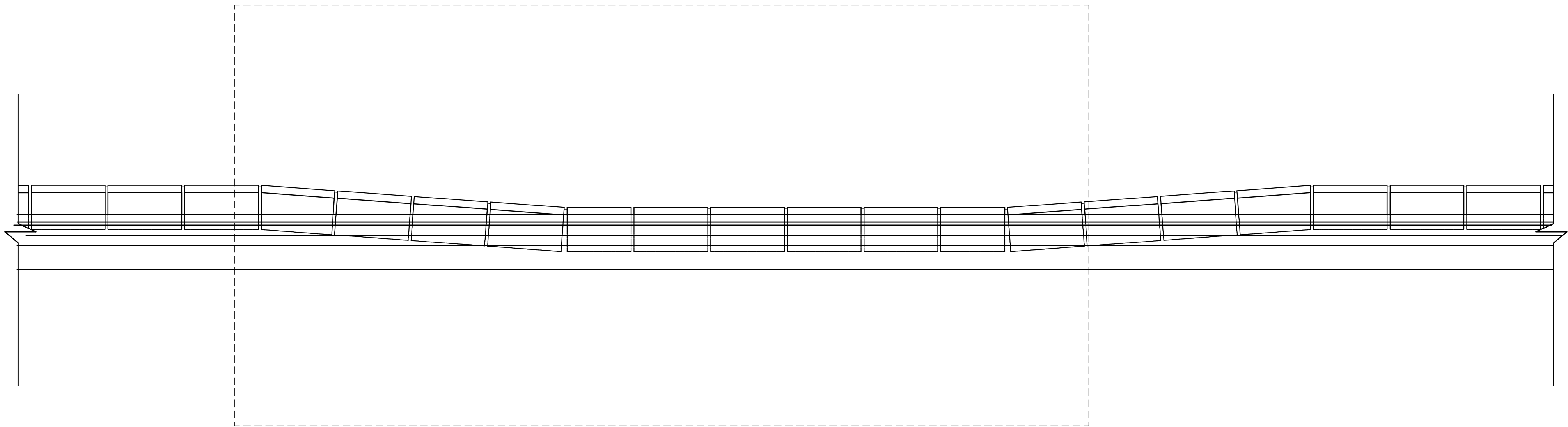
REV.	DESCRIPTION	DATE	DWN	CHKD	APPD
2	FINAL SUBMISSION	MAY 2018			
1	FINAL SUBMISSION	MAR 2018			

PRODUCED BY:	SIGNATURE:
DESIGNED BY: I.TAHHAN	SIGNATURE:
CHECKED BY: I.TAHHAN	SIGNATURE:
PROJECT MANAGER:	SIGNATURE:
DEPUTY DIRECTOR of ENG. AFFAIRS: ARCH.SANAAL-NAZER	SIGNATURE:

DRAWING TITLE:			
TYPICAL DETAILS IN PEDESTRIAN CROSSING AT SIDEWALK (CASE A) (3METERS OR LESS SIDEWALK WIDTH) D15.0			
THIS IS A CAD DRAWING AND MUST NOT BE ALTERED MANUALLY			
ISSUE DATE: MAY 2018	SCALE: 1:10	ORIG. DWG. SIZE: ()	REV.
DRAWING NUMBER: A565.0.1	Sht.	of	
THIS DRAWING IS THE COPYRIGHT OF CLIENT AND CONSULTANT AND MUST NOT BE RETAINED, COPIED OR USED WITHOUT THE AUTHORIZATION			

steer daves gleave	Lead Consultant
سيجما SIGMA	Engineering Design
طكان و بشناق tahhan & bushnaq	Architectural Design

FOR BIDDING



PEDESTRIAN CROSSING AT SIDEWALK (CASE A)
ADJACENT TO GENERAL TRAFFIC LANES
ELEVATION
SCALE 1 : 10



Greater Amman Municipality

Bus Rapid Transit (BRT) System
in Amman

Package 4B

- NOTES:-
- ALL DIMENSIONS ARE IN CENTIMETERS.
 - ROAD DETAILS TO BE TAKEN FROM ROADS DRAWINGS.
 - SPACING BETWEEN PLANTERS =8 METERS FROM CENTER TO CENTER ,UNLESS DIRECTED OTHERWISE BY ENGINEER
 - NO PLANTERS FOR SIDEWALKS LESS THAN 250 CM.
 - WHERE EVER NOTED AS SPECIFIED MEANS TO BE TAKEN FROM BOQ

PURPOSE OF ISSUE: FINAL

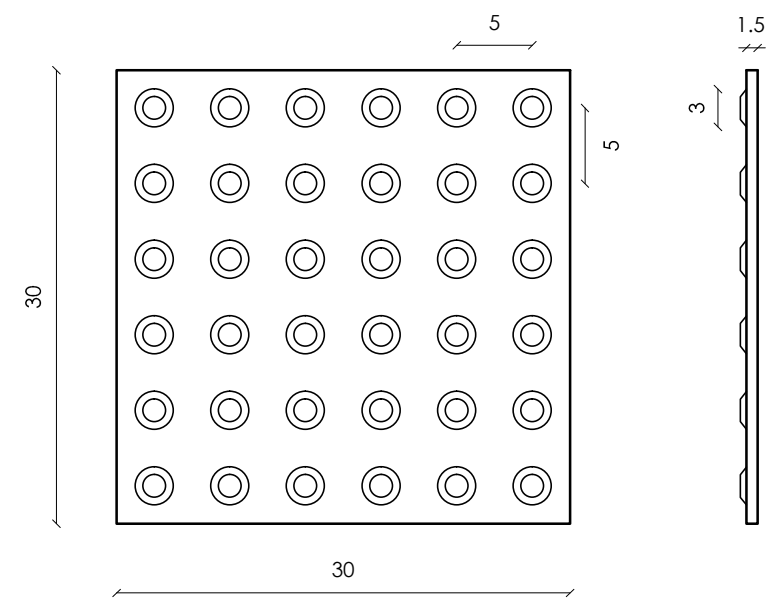
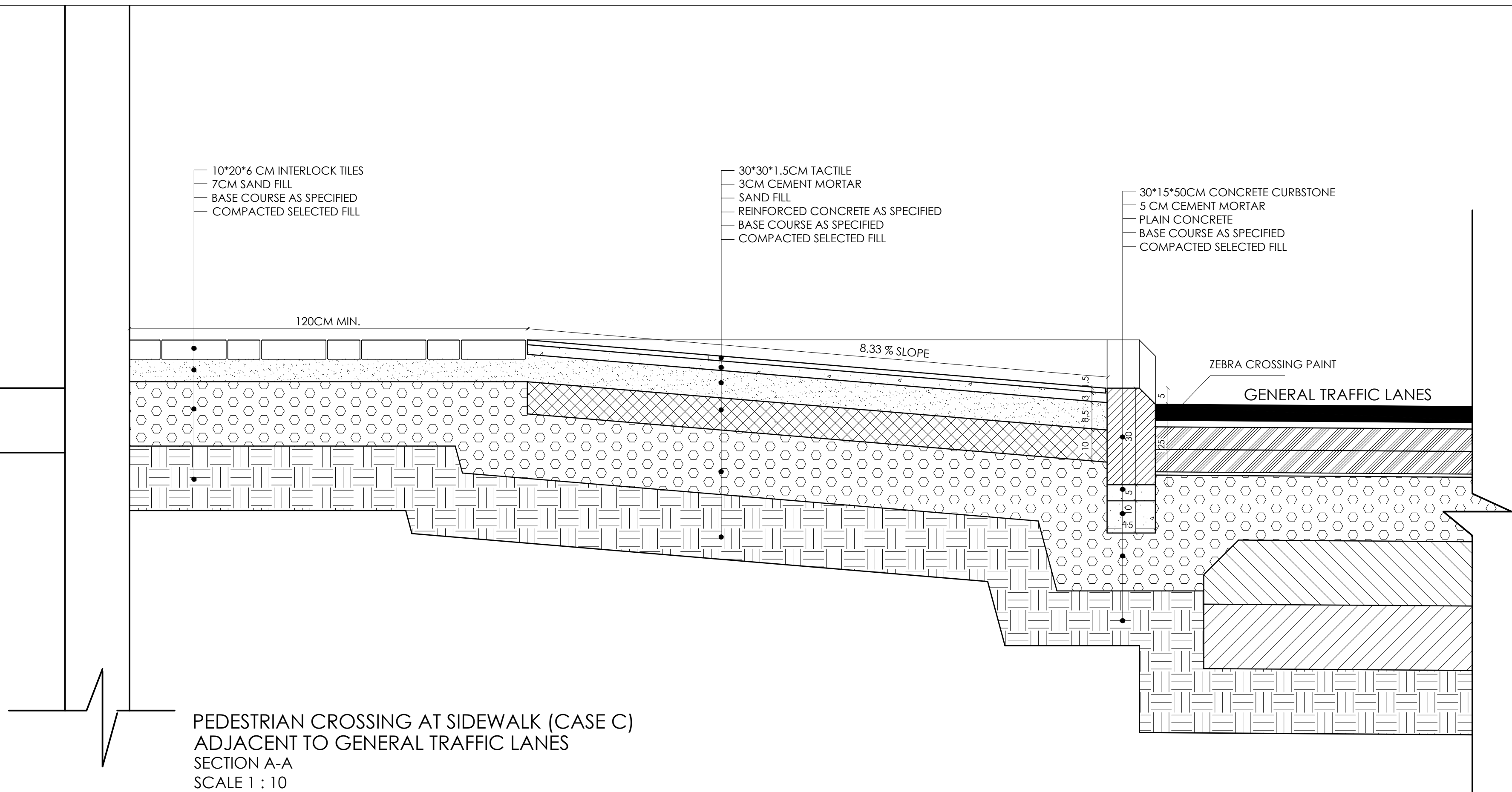
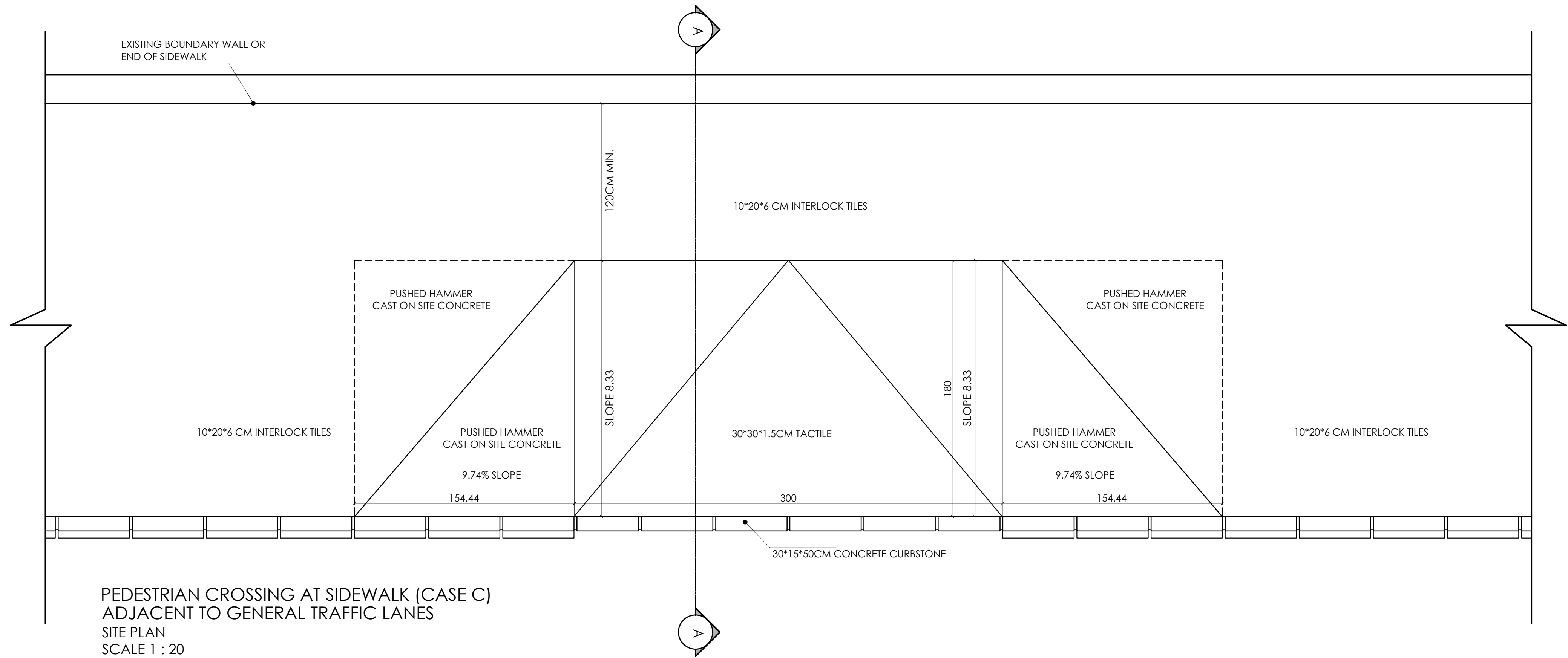
REV.	DESCRIPTION	DATE	DWN	CHKD	APPD
2	FINAL SUBMISSION	MAY 2018			
1	FINAL SUBMISSION	MAR 2018			

PRODUCED BY:	SIGNATURE:
DESIGNED BY: I.TAHHAN	SIGNATURE:
CHECKED BY: I.TAHHAN	SIGNATURE:
PROJECT MANAGER:	SIGNATURE:
DEPUTY DIRECTOR of ENG. AFFAIRS: ARCH.SANAAL-NAZER	SIGNATURE:

DRAWING TITLE:			
TYPICAL DETAILS IN PEDESTRIAN CROSSING AT SIDEWALK (CASE A) (3METERS OR LESS SIDEWALK WIDTH) D15.0			
THIS IS A CAD DRAWING AND MUST NOT BE ALTERED MANUALLY			
ISSUE DATE: MAY 2018	SCALE: 1:10	ORIG. DWG SIZE: ()	REV.
DRAWING NUMBER: A565.0.2		Sht. of	
THIS DRAWING IS THE COPYRIGHT OF CLIENT AND CONSULTANT AND MUST NOT BE RETAINED, COPIED OR USED WITHOUT THE AUTHORIZATION			

steer davis gleave	Lead Consultant
SIGMA	Engineering Design
طكان و بشناق	Architectural Design

THIS CASE SHOULD BE APPLIED FOR MORE THAN 300 CM SIDEWALKS WIDTH.



Greater Amman Municipality

Bus Rapid Transit (BRT) System
in Amman

Package 4B

NOTES:-

- ALL DIMENSIONS ARE IN CENTIMETERS.
- ROAD DETAILS TO BE TAKEN FROM ROADS DRAWINGS.
- SPACING BETWEEN PLANTERS =8 METERS FROM CENTER TO CENTER ,UNLESS DIRECTED OTHERWISE BY ENGINEER
- NO PLANTERS FOR SIDEWALKS LESS THAN 250 CM.
- WHERE EVER NOTED AS SPECIFIED MEANS TO BE TAKEN FROM BOQ

REVISIONS: OFF ISSUE: FINAL

REV.	DESCRIPTION	DATE	OWN	CHND	APRD
22	FINAL SUBMISSION	MAY 2018			
11	FINAL SUBMISSION	MAR 2018			
PROJ. MGR.	DESIGNED BY:	SIGNATURE:			
	CHECKED BY:	SIGNATURE:			
	PROJ. MGR.:	SIGNATURE:			
	DESIGNED BY:	SIGNATURE:			

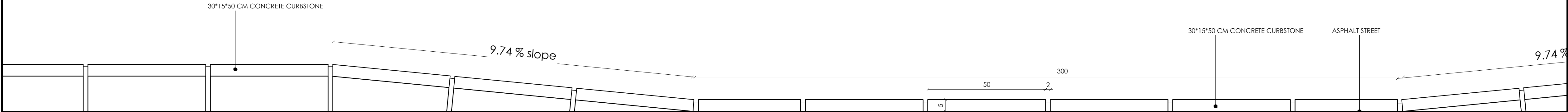
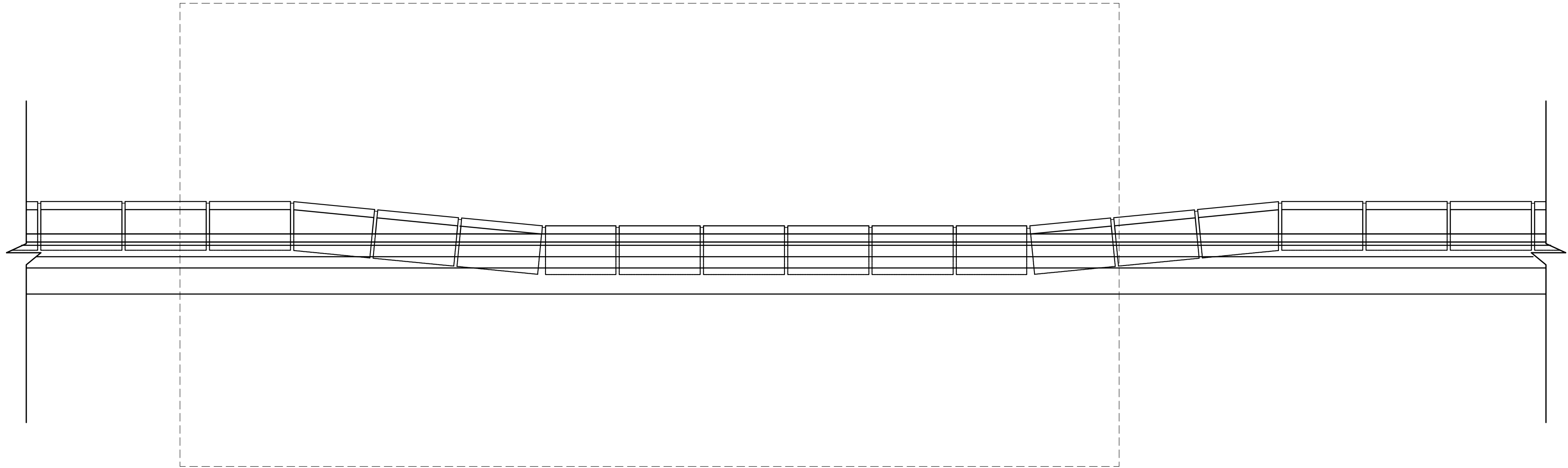
DRAWING TITLE:
TYPICAL DETAILS IN PEDESTRIAN
CROSSING AT SIDEWALK (CASE C)
(MORE THAN 3 METERS WIDTH)
D15.1

THIS IS A CAD DRAWING AND MUST NOT BE ALTERED MANUALLY	ISSUE DATE: MAY 2018	SCALE: 1:10	ORIG. DWG. SIZE: (())	REV.
DRAWING NUMBER: A565.1.0	Sht.	of		

THIS DRAWING IS THE PROPERTY OF CLIENT AND CONSULTANT AND MUST NOT BE REPRODUCED, COPIED OR USED WITHOUT THE AUTHORIZATION



FOR BIDDING



PEDESTRIAN CROSSING AT SIDEWALK (CASE C)
ADJACENT TO GENERAL TRAFFIC LANES
ELEVATION
SCALE 1 : 10



Greater Amman Municipality

Bus Rapid Transit (BRT) System
in Amman

Package 4B

- NOTES:-
- ALL DIMENSIONS ARE IN CENTIMETERS.
 - ROAD DETAILS TO BE TAKEN FROM ROADS DRAWINGS.
 - SPACING BETWEEN PLANTERS =8 METERS FROM CENTER TO CENTER ,UNLESS DIRECTED OTHERWISE BY ENGINEER
 - NO PLANTERS FOR SIDEWALKS LESS THAN 250 CM.
 - WHERE EVER NOTED AS SPECIFIED MEANS TO BE TAKEN FROM BOQ

PURPOSE OF ISSUE: FINAL

2	FINAL SUBMISSION	MAY 2018			
1	FINAL SUBMISSION	MAR 2018			

REV.	DESCRIPTION	DATE	DWN	CHKD	APPD
------	-------------	------	-----	------	------

PRODUCED BY:	SIGNATURE:
DESIGNED BY: I.TAHHAN	SIGNATURE:
CHECKED BY: I.TAHHAN	SIGNATURE:
PROJECT MANAGER:	SIGNATURE:
DEPUTY DIRECTOR of ENG. AFFAIRS: ARCH.SANAAL-NAZER	SIGNATURE:

DRAWING TITLE:

TYPICAL DETAILS IN PEDESTRIAN
CROSSING AT SIDEWALK (CASE C)
(MORE THAN 3 METERS WIDTH)
D15.1

THIS IS A CAD DRAWING AND MUST NOT BE ALTERED MANUALLY			
ISSUE DATE: MAY 2018	SCALE: 1:10	ORIG. DWG SIZE: ()	REV.
DRAWING NUMBER: A565.1.1		Sht. of	

THIS DRAWING IS THE COPYRIGHT OF CLIENT AND CONSULTANT AND MUST NOT BE RETAINED, COPIED OR USED WITHOUT THE AUTHORIZATION



steer daves gleave

Lead Consultant



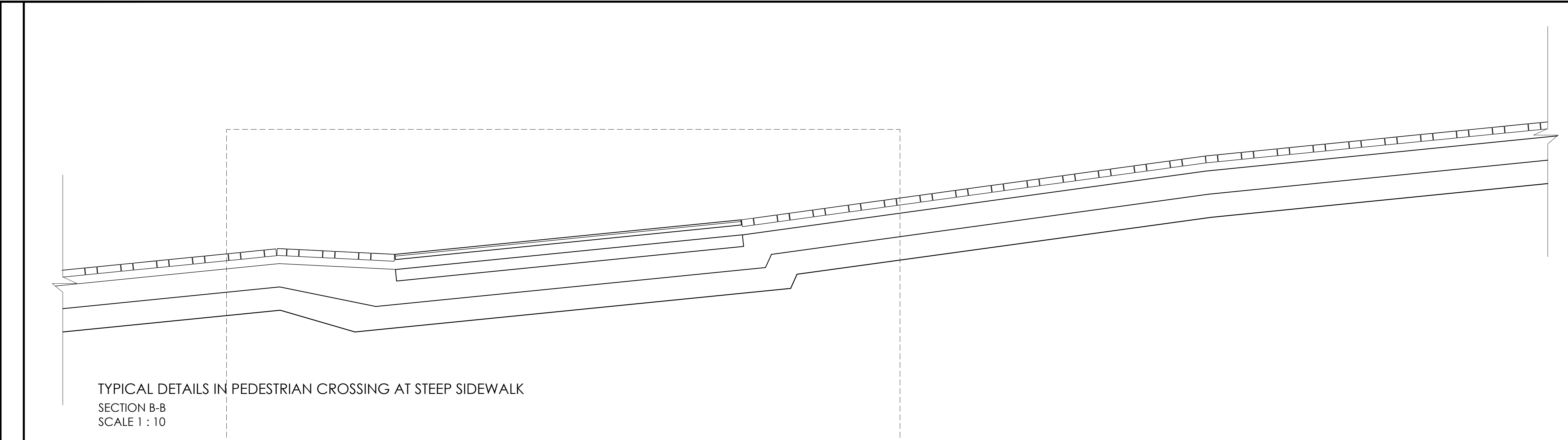
tahhan & bushnaq

Engineering Design

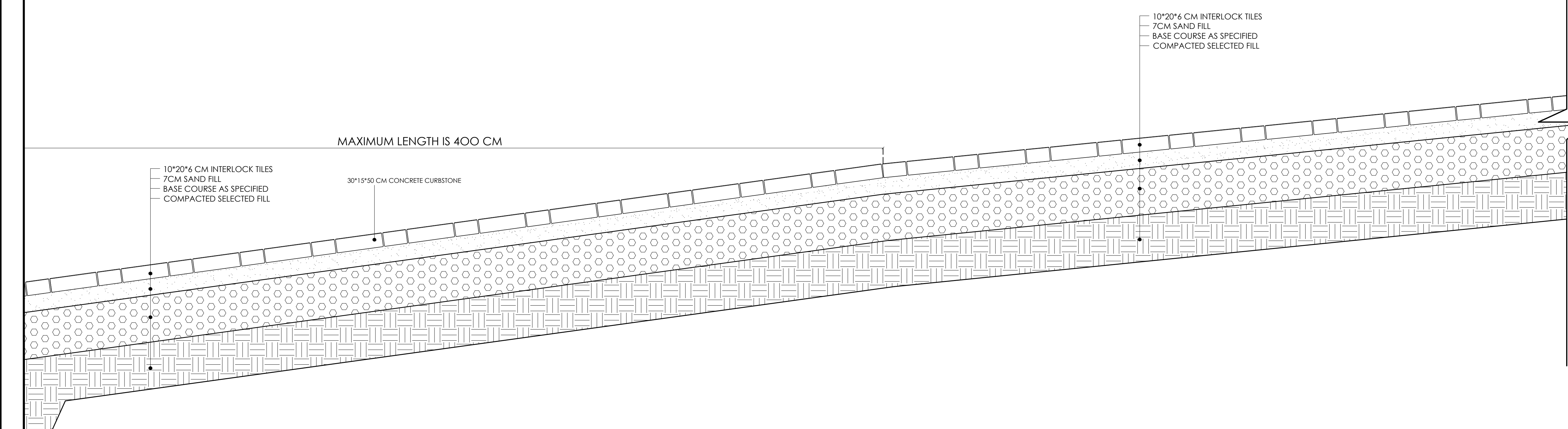
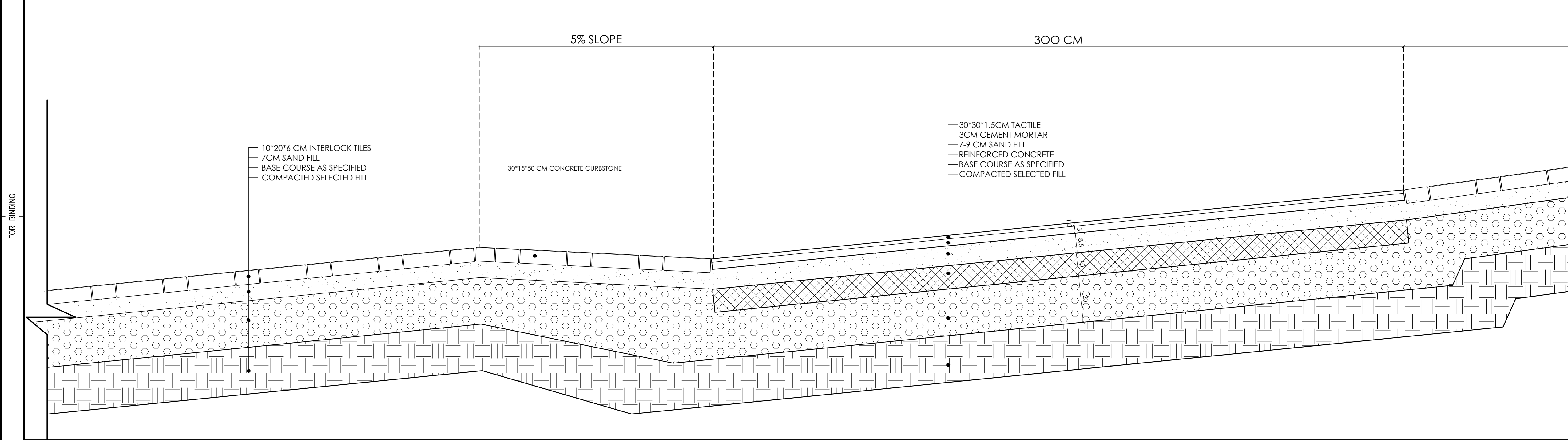



tahhan & bushnaq

Architectural Design



TYPICAL DETAILS IN PEDESTRIAN CROSSING AT STEEP SIDEWALK
SECTION B-B
SCALE 1 : 10





أمانة
عمان
الكبرى

Greater Amman Municipality

Bus Rapid Transit (BRT) System
in Amman

Package 4B

NOTES:-

- ALL DIMENSIONS ARE IN CENTIMETERS.
- ROAD DETAILS TO BE TAKEN FROM ROADS DRAWINGS.
- SPACING BETWEEN PLANTERS =8 METERS FROM CENTER TO CENTER ,UNLESS DIRECTED OTHERWISE BY ENGINEER
- NO PLANTERS FOR SIDEWALKS LESS THAN 250 CM.
- WHERE EVER NOTED AS SPECIFIED MEANS TO BE TAKEN FROM BOQ

PURPOSE OF ISSUE: FINAL

REV.	DESCRIPTION	DATE	DWN	CHKD	APPD
2	FINAL SUBMISSION	MAY 2018			
1	FINAL SUBMISSION	MAR 2018			

PRODUCED BY:	SIGNATURE:
DESIGNED BY: I.TAHHAN	SIGNATURE:
CHECKED BY: I.TAHHAN	SIGNATURE:
PROJECT MANAGER:	SIGNATURE:
DEPUTY DIRECTOR of ENG. AFFAIRS: ARCH.SANAAL-NAZER	SIGNATURE:

DRAWING TITLE:


TYPICAL DETAILS IN PEDESTRIAN
CROSSING AT STEEP SIDEWALK
(3METERS OR LESS SIDEWALK WIDTH)
D15.2

THIS IS A CAD DRAWING AND MUST NOT BE ALTERED MANUALLY


ISSUE DATE: MAY 2018	SCALE: 1:10	ORIG. DWG SIZE: ()	REV.
----------------------	-------------	---------------------	------

DRAWING NUMBER: A565.2.1 Sht. of

THIS DRAWING IS THE COPYRIGHT OF CLIENT AND CONSULTANT AND MUST NOT BE RETAINED, COPIED OR USED WITHOUT THE AUTHORIZATION



steer daves gleave



tahhan & bushnaq

Engineering
Design

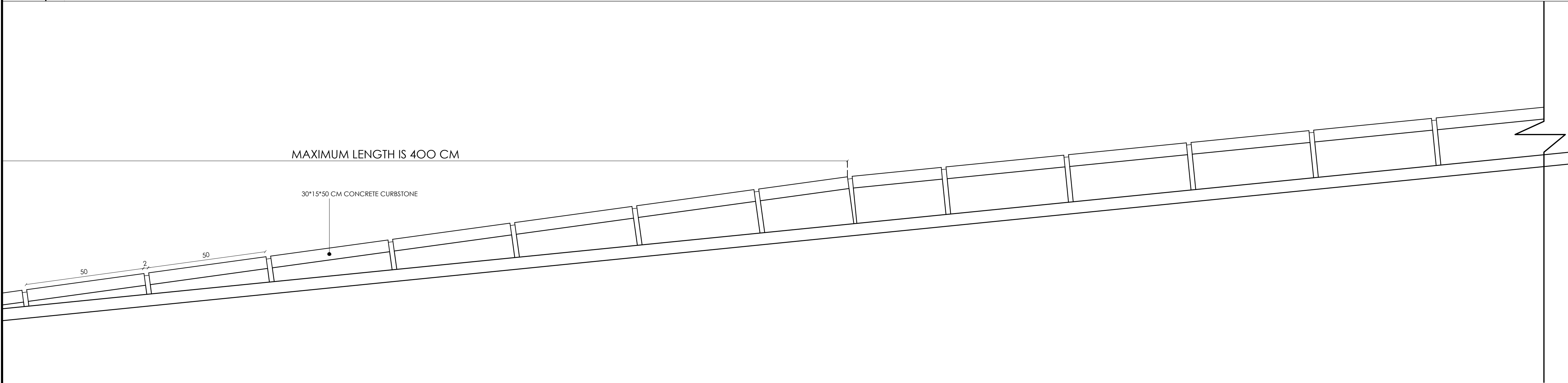
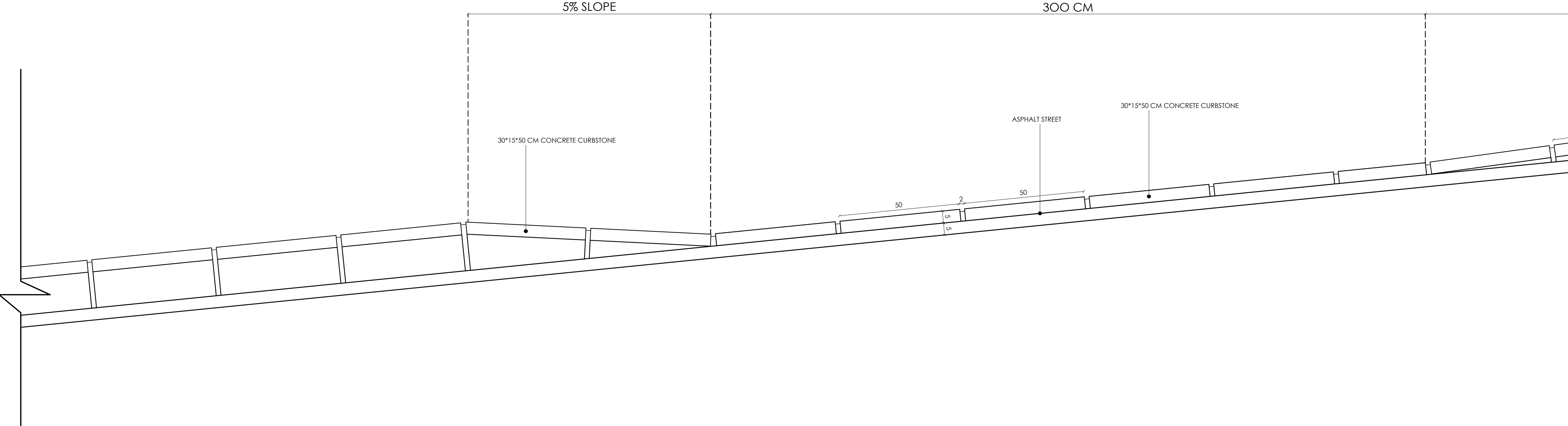
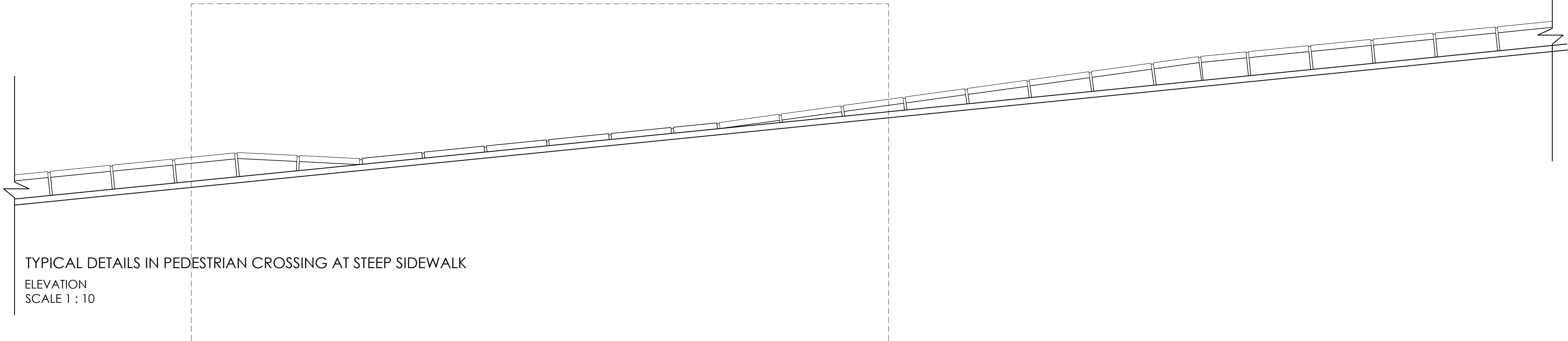
Architectural
Design

Lead Consultant

CAD FILE NAME: DETAILS.DWG

SAVED BY: Ohuneidi ON: 29.05.2018 09:40


FOR BIDDING



CLIENT

PROJECT

PACKAGE



أمانة
عمان
الكبرى

Greater Amman Municipality

Bus Rapid Transit (BRT) System
in Amman

Package 4B

GENERAL NOTES AND LEGEND

NOTES:-
-ALL DIMENSIONS ARE IN CENTIMETERS.
-ROAD DETAILS TO BE TAKEN FROM
ROADS DRAWINGS.
-SPACING BETWEEN PLANTERS =8
METERS FROM CENTER TO CENTER
,UNLESS DIRECTED OTHERWISE BY
ENGINEER
-NO PLANTERS FOR SIDEWALKS LESS
THAN 250 CM.
-WHERE EVER NOTED AS SPECIFIED
MEANS TO BE TAKEN FROM BOQ

PURPOSE OF ISSUE: FINAL

KEY PLAN AND NORTH SIGN

GRAPHIC SCALE

REVISION NOTES

REV.	DESCRIPTION	DATE	DWN	CHKD	APPD
2	FINAL SUBMISSION	MAY 2018			
1	FINAL SUBMISSION	MAR 2018			

DESIGN TEAM

PRODUCED BY:	SIGNATURE:
DESIGNED BY: I.TAHHAN	SIGNATURE:
CHECKED BY: I.TAHHAN	SIGNATURE:
PROJECT MANAGER:	SIGNATURE:
DEPUTY DIRECTOR of ENG. AFFAIRS: ARCH.SANAAL-NAZER	SIGNATURE:

DRAWING

DRAWING TITLE:

TYPICAL DETAILS IN PEDESTRIAN
CROSSING AT STEEP SIDEWALK
(3METERS OR LESS SIDEWALK WIDTH)
D15.2


THIS IS A CAD DRAWING AND MUST NOT BE ALTERED MANUALLY

ISSUE DATE: MAY 2018 | SCALE: 1:10 | ORIG. DWG SIZE: () | REV.


DRAWING NUMBER: A565.2.2 | Sht. of

THIS DRAWING IS THE COPYRIGHT OF CLIENT AND CONSULTANT AND MUST
NOT BE RETAINED, COPIED OR USED WITHOUT THE AUTHORIZATION


CONSULTANT



steer daviess gleave

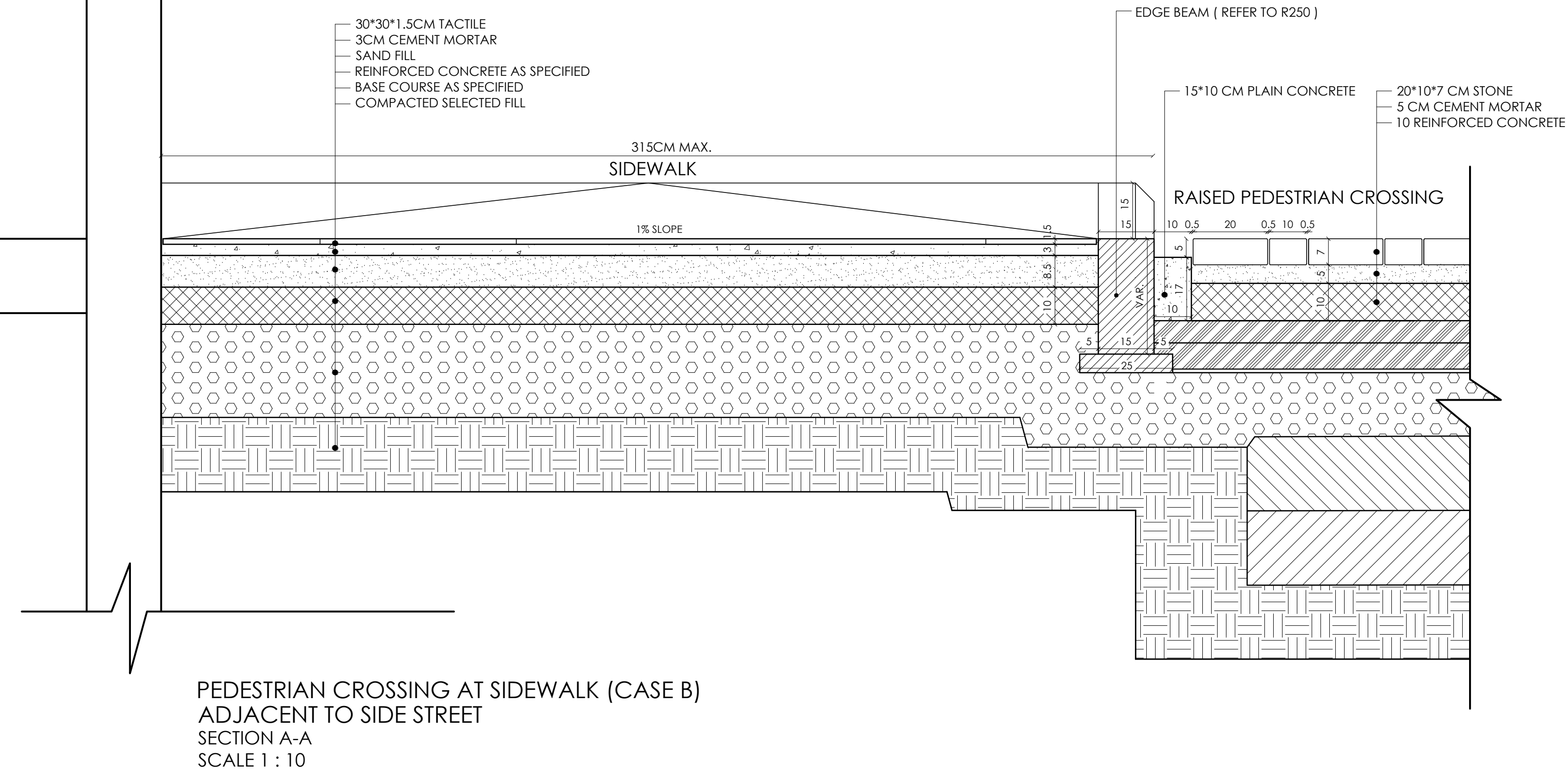
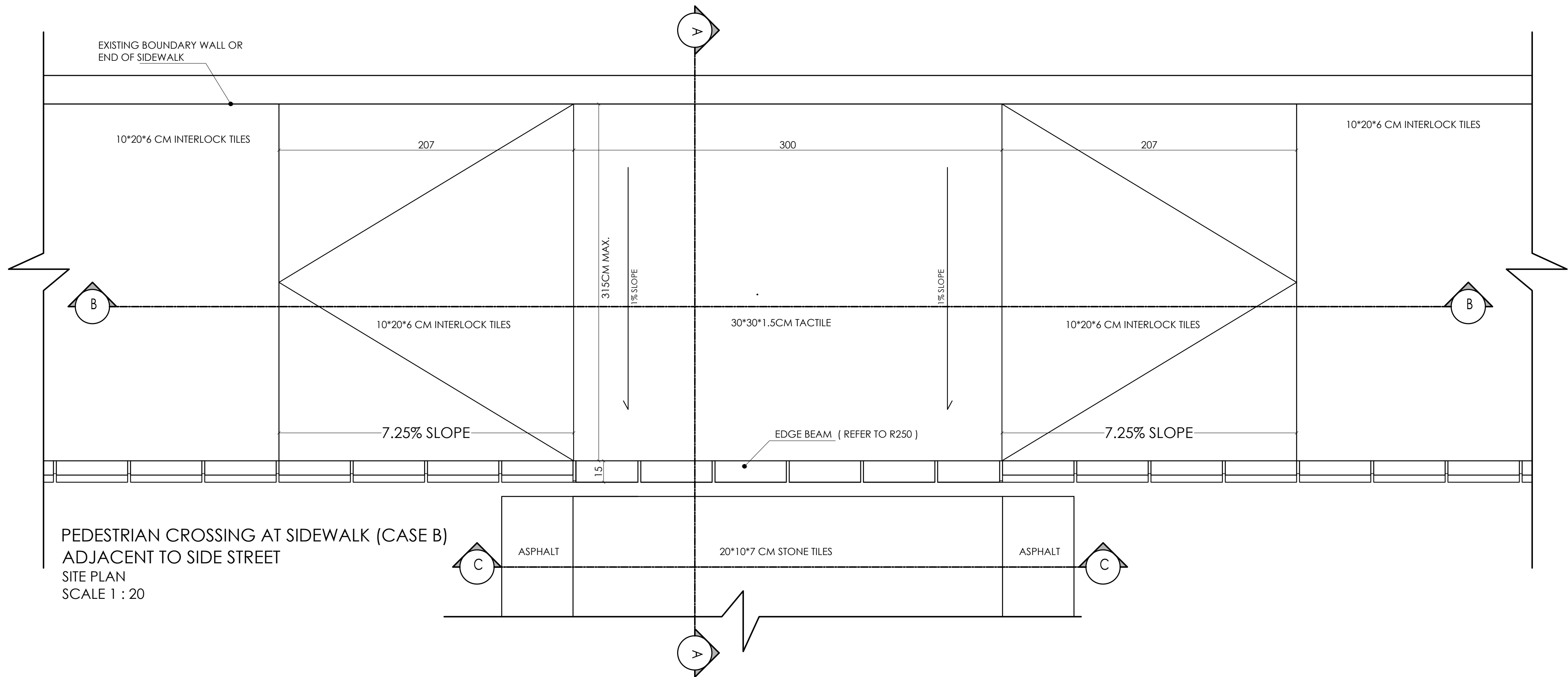


Engineering
Design



Architectural
Design

THIS CASE SHOULD BE APPLIED FOR 1 50-300 CM SIDEWALKS WIDTH.



TACTILE DETAILS
SCALE 1 : 5



Greater Amman Municipality

Bus Rapid Transit (BRT) System
in Amman

Package 4B

NOTES:-
-ALL DIMENSIONS ARE IN CENTIMETERS.
-ROAD DETAILS TO BE TAKEN FROM
ROADS DRAWINGS.
-SPACING BETWEEN PLANTERS =8
METERS FROM CENTER TO CENTER
,UNLESS DIRECTED OTHERWISE BY
ENGINEER
-NO PLANTERS FOR SIDEWALKS LESS
THAN 250 CM.
-WHERE EVER NOTED AS SPECIFIED
MEANS TO BE TAKEN FROM BOQ

PURPOSE OF ISSUE: FINAL

REV.	DESCRIPTION	DATE	DWN	CHKD	APPD
2	FINAL SUBMISSION	MAY 2018			
1	FINAL SUBMISSION	MAR 2018			

PRODUCED BY:	SIGNATURE:
DESIGNED BY: I.TAHHAN	SIGNATURE:
CHECKED BY: I.TAHHAN	SIGNATURE:
PROJECT MANAGER:	SIGNATURE:
DEPUTY DIRECTOR OF ENG. AFFAIRS: ARCH.SANAAL-NAZER	SIGNATURE:

DRAWING TITLE:
TYPICAL DETAILS IN RAISED PEDESTRIAN
CROSSING AT SIDEWALK (CASE B)
(3METERS OR LESS SIDEWALK WIDTH)
D16.0

THIS IS A CAD DRAWING AND MUST NOT BE ALTERED MANUALLY
ISSUE DATE: MAY 2018 SCALE: 1:10 ORIG. DWG SIZE: () REV.
DRAWING NUMBER: A566.0.0 Sht. of
THIS DRAWING IS THE COPYRIGHT OF CLIENT AND CONSULTANT AND MUST
NOT BE RETAINED, COPIED OR USED WITHOUT THE AUTHORIZATION

steer daves gleave	Lead Consultant
سيجما SIGMA	Engineering Design
تكان و بشناق tahhan & bushnaq	Architectural Design

-WHERE EVER NOTED AS SPECIFIED
MEANS TO BE TAKEN FROM BOQ

PURPOSE OF ISSUE: FINAL

DEPUTY DIRECTOR of ENG. AFFAIRS: ARCH.SANAAL-NAZER	SIGNATURE:
--	------------

THIS DRAWING IS THE COPYRIGHT OF CLIENT AND CONSULTANT AND MUST NOT BE RETAINED, COPIED OR USED WITHOUT THE AUTHORIZATION

CONSULTANT

steer davis gleave Lead Consultant

سیجما **SIGMA** Engineering Design
مهندسان مشاوران
CONSULTING ENGINEERS
ARCHITECTS

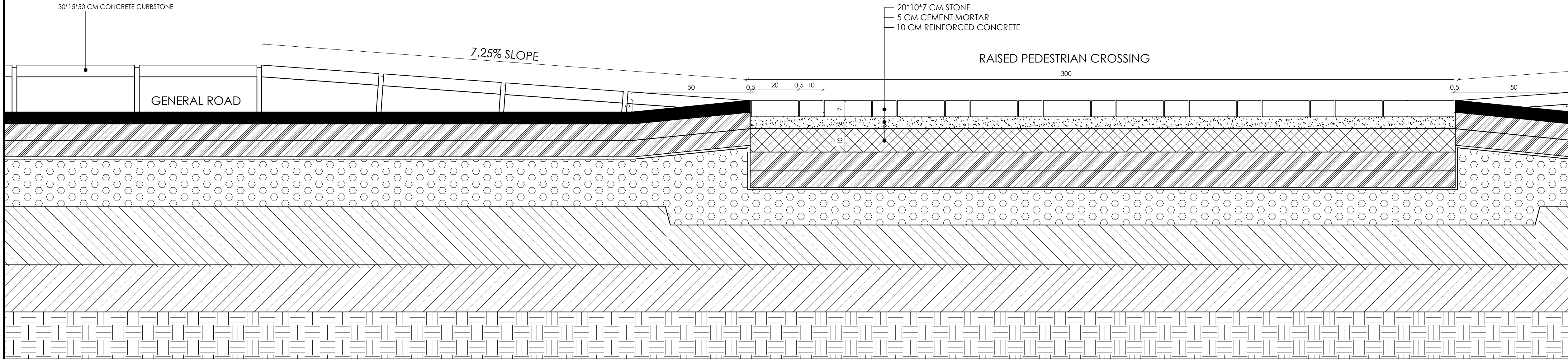
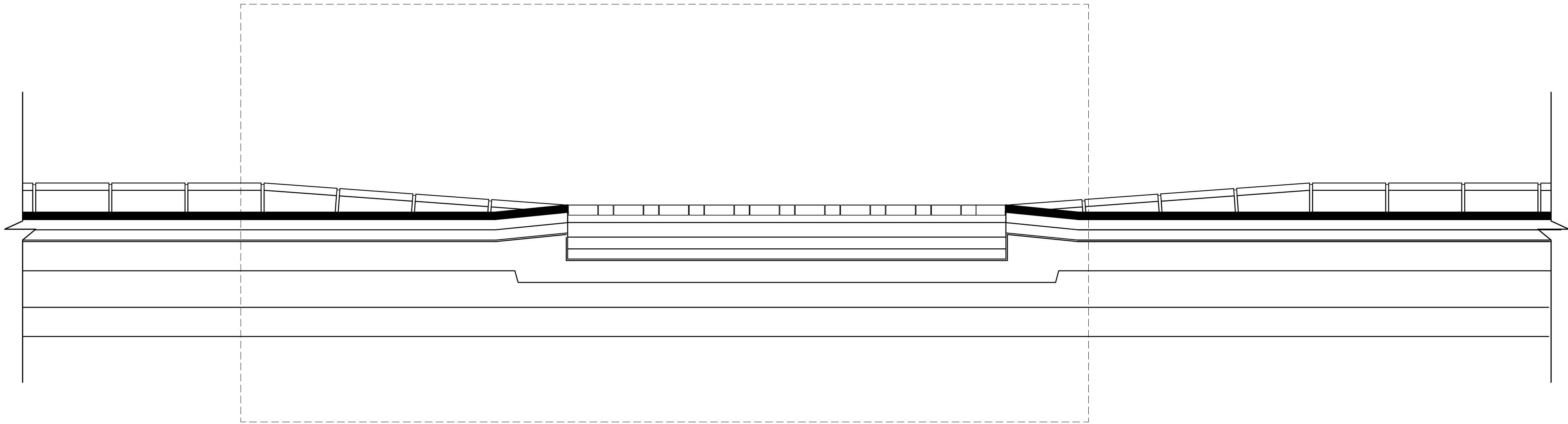
طكان و بوشناق Architecture Design
tahhan & buhsnag

SAVED BY: Ohuneidi ON: 29.05.2018 @ 09:40

SIDEWALK

PEDESTRIAN CROSSING AT SIDEWALK (CASE B)
ADJACENT TO SIDE STREET
SECTION B-B
SCALE 1 : 10

FOR BIDDING



PEDESTRIAN CROSSING AT SIDEWALK (CASE B)
ADJACENT TO SIDE STREET
SECTION C-C
SCALE 1 : 10

CLIENT

PROJECT

PACKAGE

GENERAL NOTES AND LEGEND

GRAPHIC SCALE


KEY PLAN AND NORTH SIGN

REVISION NOTES

DESIGN TEAM

DRAWING

CONSULTANT



أمانة
عمان
الكبرى

Greater Amman Municipality

Bus Rapid Transit (BRT) System
in Amman

Package 4B

NOTES:-
-ALL DIMENSIONS ARE IN CENTIMETERS.
-ROAD DETAILS TO BE TAKEN FROM
ROADS DRAWINGS.
-SPACING BETWEEN PLANTERS =8
METERS FROM CENTER TO CENTER
,UNLESS DIRECTED OTHERWISE BY
ENGINEER
-NO PLANTERS FOR SIDEWALKS LESS
THAN 250 CM.
-WHERE EVER NOTED AS SPECIFIED
MEANS TO BE TAKEN FROM BOQ

PURPOSE OF ISSUE: FINAL

REV.	DESCRIPTION	DATE	DWN	CHKD	APPD
2	FINAL SUBMISSION	MAY 2018			
1	FINAL SUBMISSION	MAR 2018			

PRODUCED BY:

SIGNATURE:

DESIGNED BY: I.TAHHAN

SIGNATURE:

CHECKED BY: I.TAHHAN

SIGNATURE:


PROJECT MANAGER:

SIGNATURE:


DEPUTY DIRECTOR of ENG. AFFAIRS: ARCH.SANAAL-NAZER

SIGNATURE:

DRAWING TITLE:
TYPICAL DETAILS IN RAISED PEDESTRIAN
CROSSING AT SIDEWALK (CASE B)
(3METERS OR LESS SIDEWALK WIDTH)
D16.0
THIS IS A CAD DRAWING AND MUST NOT BE ALTERED MANUALLY
ISSUE DATE: MAY 2018 | SCALE: 1:10 | ORIG. DWG SIZE: () | REV.
DRAWING NUMBER: A566.0.2 | Sht. of
THIS DRAWING IS THE COPYRIGHT OF CLIENT AND CONSULTANT AND MUST
NOT BE RETAINED, COPIED OR USED WITHOUT THE AUTHORIZATION

steer davis gleave

Lead Consultant

tahhan & bushnaq

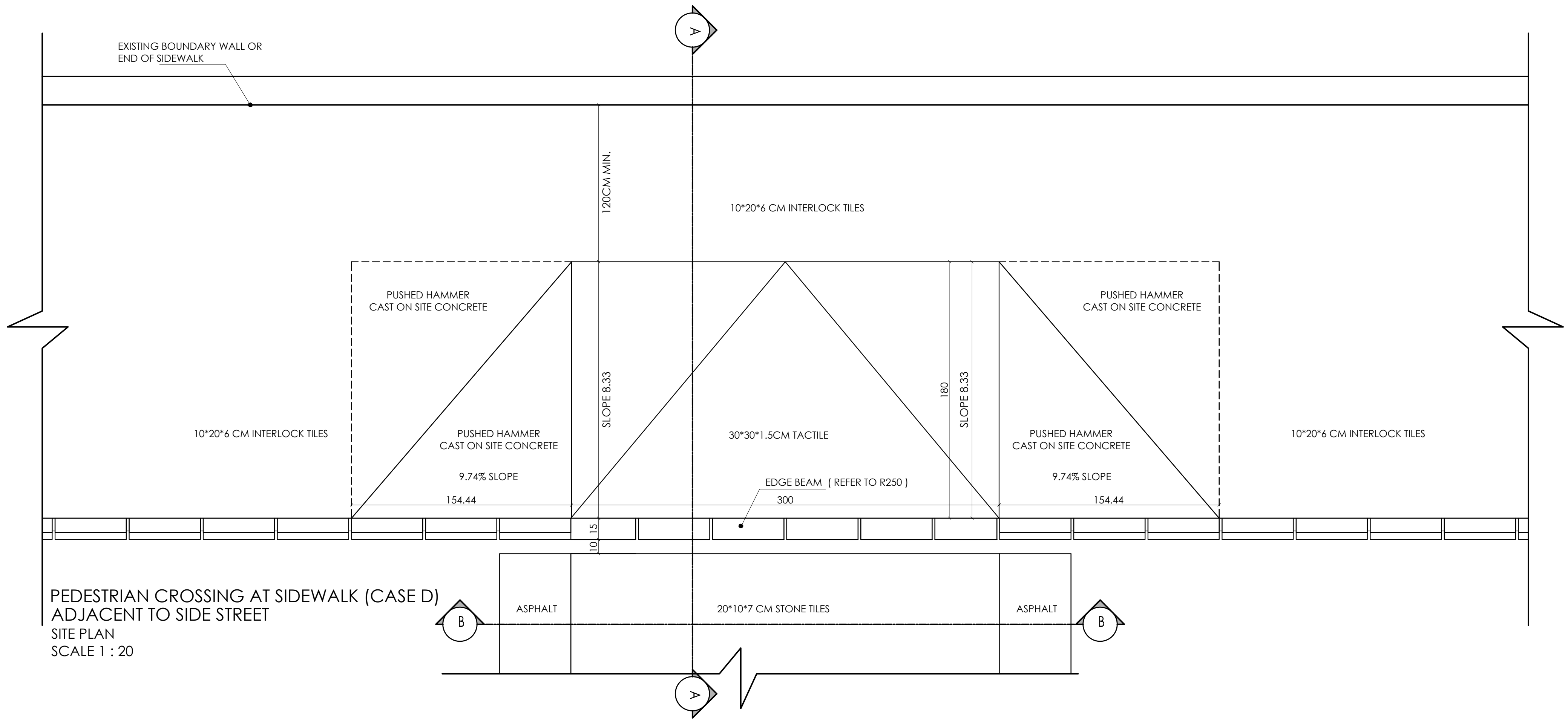
Engineering
Design

Architectural
Design

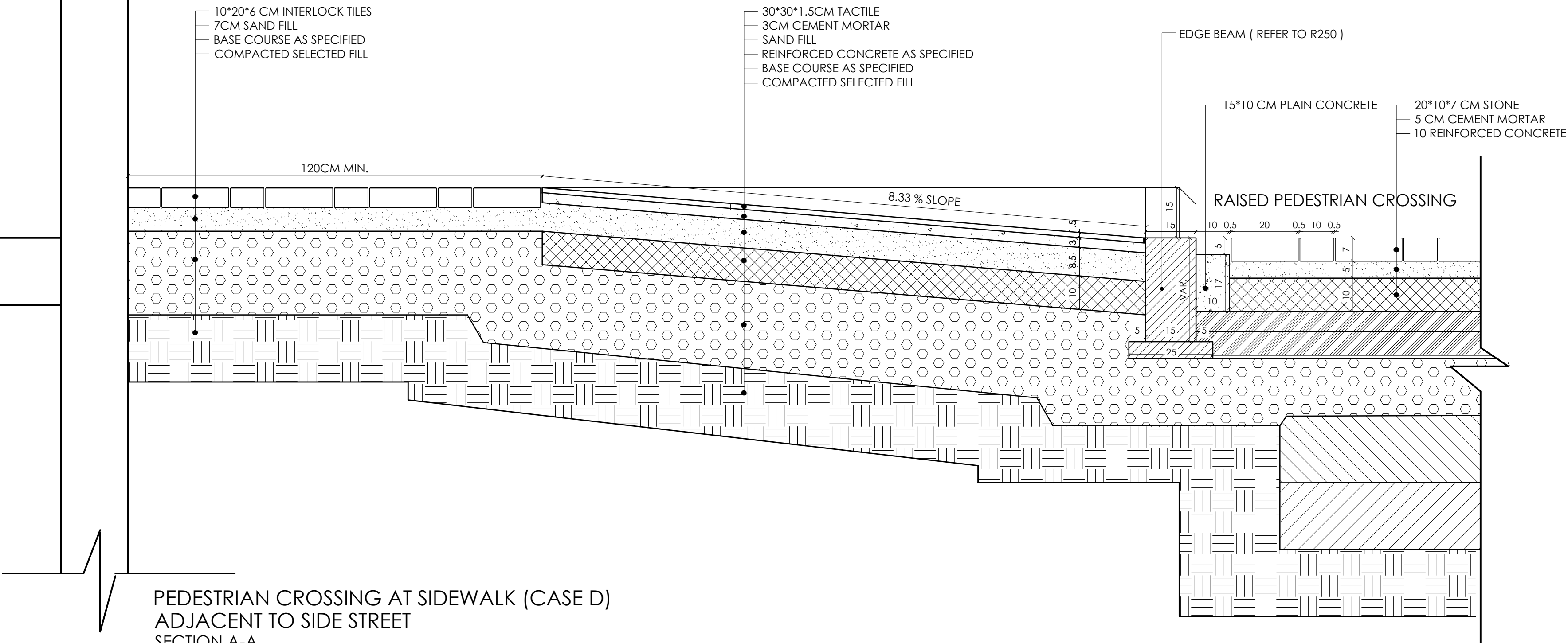
CAD FILE NAME: DETAILS.DWG

SAVED BY: Ohuneidi ON: 29.05.2018 09:40

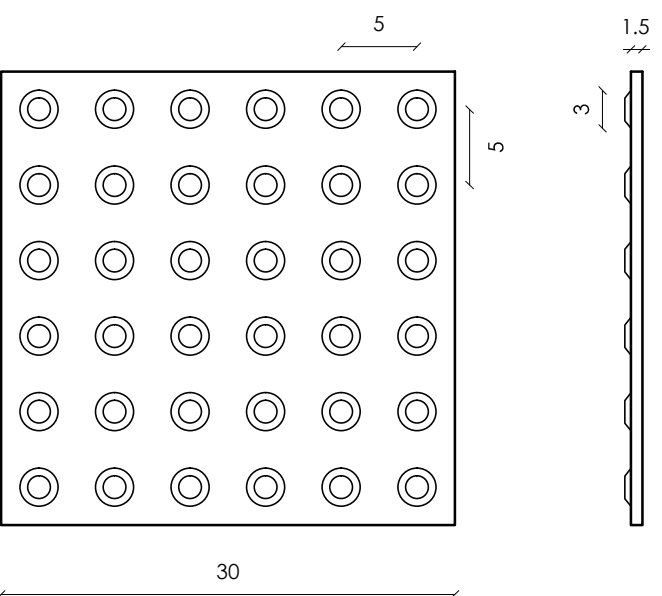
THIS CASE SHOULD BE APPLIED FOR MORE THAN 300 CM SIDEWALKS WIDTH.



PEDESTRIAN CROSSING AT SIDEWALK (CASE D)
ADJACENT TO SIDE STREET
SITE PLAN
SCALE 1 : 20



PEDESTRIAN CROSSING AT SIDEWALK (CASE D)
ADJACENT TO SIDE STREET
SECTION A-A
SCALE 1 : 10



TACTILE DETAILS
SCALE 1 : 5



Greater Amman Municipality

Bus Rapid Transit (BRT) System
in Amman

Package 4B

NOTES:-
-ALL DIMENSIONS ARE IN CENTIMETERS.
-ROAD DETAILS TO BE TAKEN FROM
ROADS DRAWINGS.
-SPACING BETWEEN PLANTERS =8
METERS FROM CENTER TO CENTER
,UNLESS DIRECTED OTHERWISE BY
ENGINEER
-NO PLANTERS FOR SIDEWALKS LESS
THAN 250 CM.
-WHERE EVER NOTED AS SPECIFIED
MEANS TO BE TAKEN FROM BOQ

PURPOSE OF ISSUE: FINAL

REV.	DESCRIPTION	DATE	DWN	CHKD	APPD
2	FINAL SUBMISSION	MAY 2018			
1	FINAL SUBMISSION	MAR 2018			

PRODUCED BY:	SIGNATURE:
DESIGNED BY: I.TAHHAN	SIGNATURE:
CHECKED BY: I.TAHHAN	SIGNATURE:
PROJECT MANAGER:	SIGNATURE:
DEPUTY DIRECTOR OF ENG. AFFAIRS: ARCH.SANAAL-NAZER	SIGNATURE:

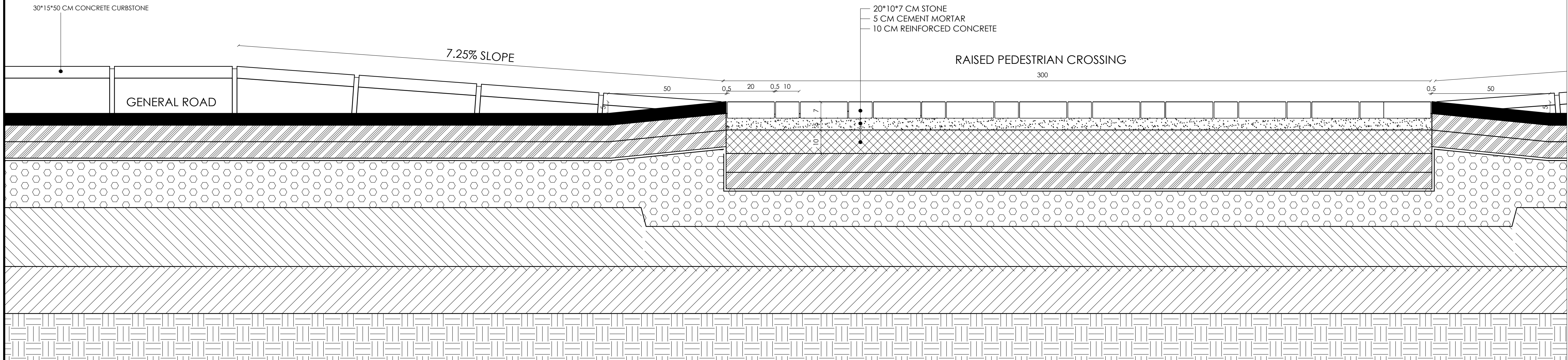
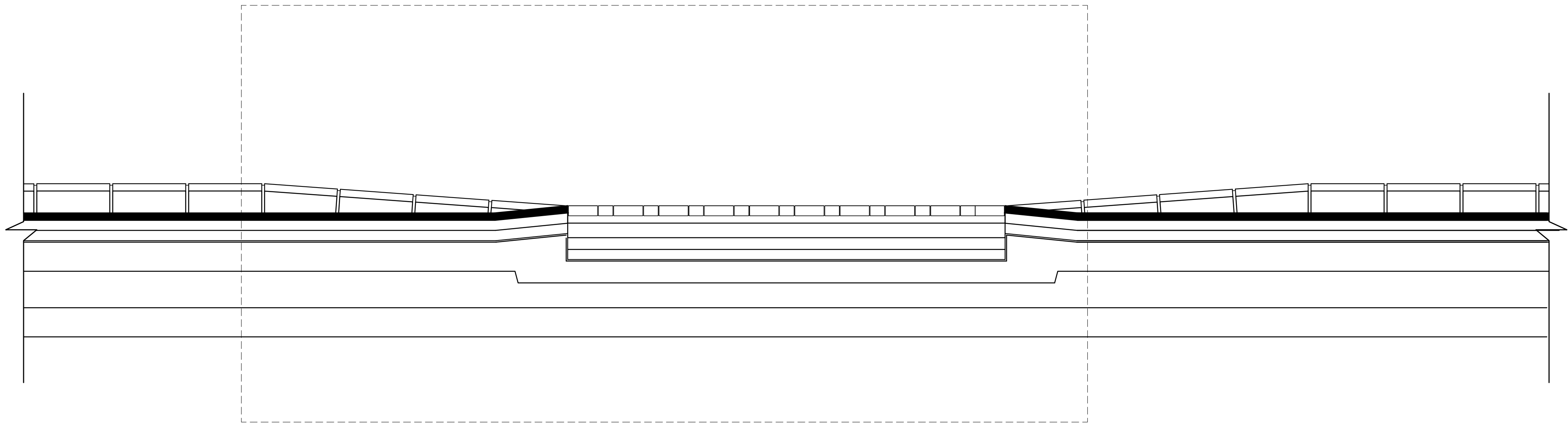
DRAWING TITLE:
TYPICAL DETAILS IN RAISED PEDESTRIAN
CROSSING AT SIDEWALK (CASE D)
(MORE THAN 3 METERS WIDTH)
D I G . I

THIS IS A CAD DRAWING AND MUST NOT BE ALTERED MANUALLY			
ISSUE DATE: MAY 2018	SCALE: 1:10	ORIG. DWG SIZE: ()	REV.
DRAWING NUMBER: A566.1.0		Sht. of	

THIS DRAWING IS THE COPYRIGHT OF CLIENT AND CONSULTANT AND MUST
NOT BE RETAINED, COPIED OR USED WITHOUT THE AUTHORIZATION

steer davis gleave	Lead Consultant
سيجما SIGMA	Engineering Design
طكان وبشناق tahhan & bushnaq	Architectural Design

FOR BIDDING



PEDESTRIAN CROSSING AT SIDEWALK (CASE D)
ADJACENT TO SIDE STREET
SECTION C-C
SCALE 1 : 10

CLIENT

PROJECT

PACKAGE

GENERAL NOTES AND LEGEND

GRAPHIC SCALE


KEY PLAN AND NORTH SIGN

REVISION NOTES

DESIGN TEAM

DRAWING

CONSULTANT



أمانة
عمان
الكبرى

Greater Amman Municipality

Bus Rapid Transit (BRT) System
in Amman

Package 4B

NOTES:-
-ALL DIMENSIONS ARE IN CENTIMETERS.
-ROAD DETAILS TO BE TAKEN FROM
ROADS DRAWINGS.
-SPACING BETWEEN PLANTERS =8
METERS FROM CENTER TO CENTER
,UNLESS DIRECTED OTHERWISE BY
ENGINEER
-NO PLANTERS FOR SIDEWALKS LESS
THAN 250 CM.
-WHERE EVER NOTED AS SPECIFIED
MEANS TO BE TAKEN FROM BOQ

PURPOSE OF ISSUE: FINAL

REV.	DESCRIPTION	DATE	DWN	CHKD	APPD
2	FINAL SUBMISSION	MAY 2018			
1	FINAL SUBMISSION	MAR 2018			

PRODUCED BY:

DESIGNED BY: I.TAHHAN

CHECKED BY: I.TAHHAN

PROJECT MANAGER:

DEPUTY DIRECTOR OF ENG. AFFAIRS: ARCH.SANAAL-NAZER

SIGNATURE:

SIGNATURE:

SIGNATURE:

SIGNATURE:

SIGNATURE:

DRAWING TITLE:
TYPICAL DETAILS IN RAISED PEDESTRIAN
CROSSING AT SIDEWALK (CASE D)
(MORE THAN 3 METERS WIDTH)
D I G . I


THIS IS A CAD DRAWING AND MUST NOT BE ALTERED MANUALLY

ISSUE DATE:	SCALE:	ORIG. DWG SIZE:	()	REV.
MAY 2018	1:10			

DRAWING NUMBER: A566.I.I


Sht. of

THIS DRAWING IS THE COPYRIGHT OF CLIENT AND CONSULTANT AND MUST
NOT BE RETAINED, COPIED OR USED WITHOUT THE AUTHORIZATION



steer davis gleave

Lead Consultant

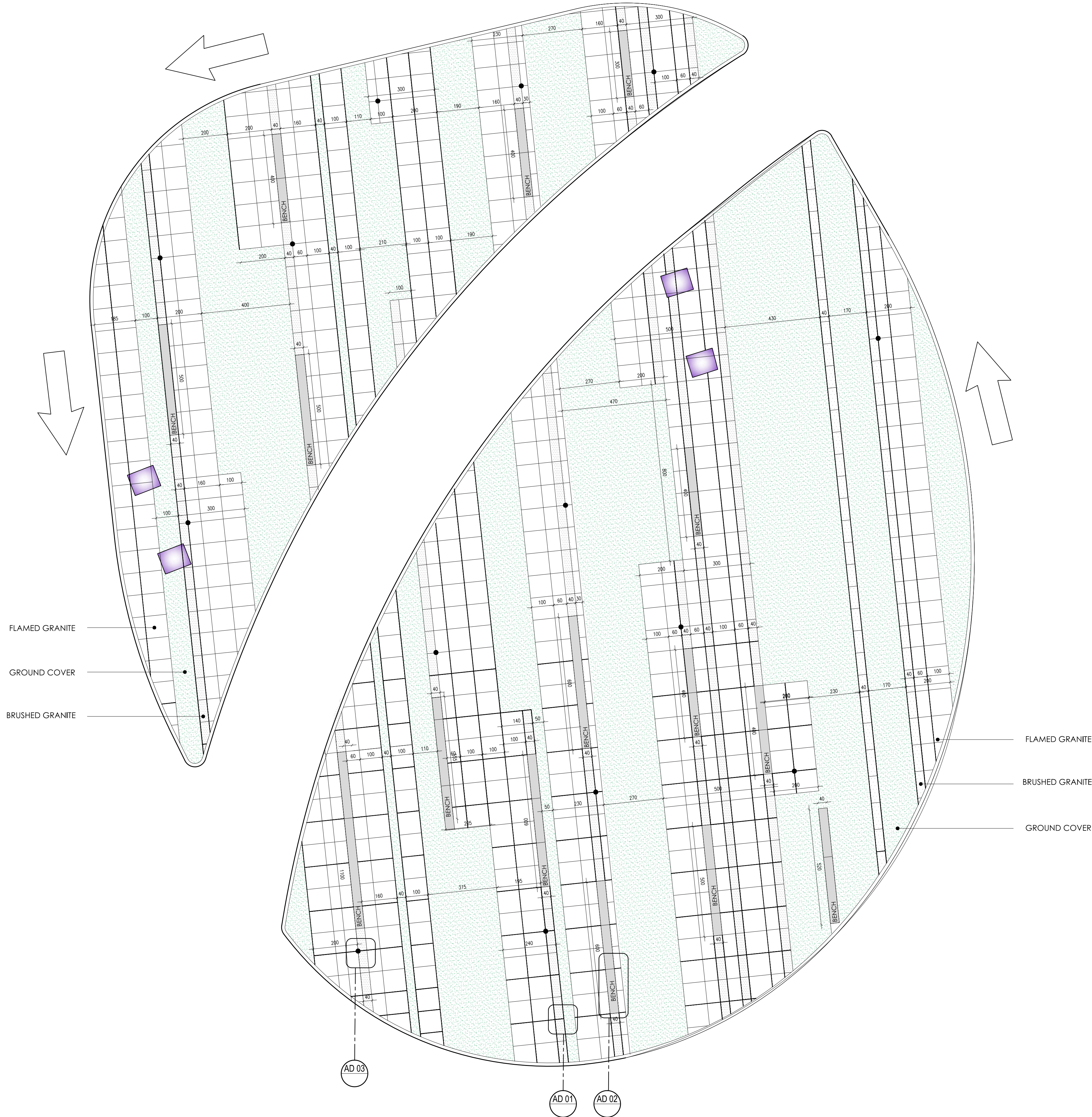


ت.ك.ب.و.ب.ش.ن.ا.ق
tahhan & bushnaq

Engineering
Design

Architectural
Design

FOR BINDING



Greater Amman Municipality

Bus Rapid Transit (BRT) System
in Amman

Package 4B

PURPOSE OF ISSUE: FINAL

REV.	DESCRIPTION	DATE	DWN	CHKD	APPD
2	FINAL SUBMISSION	MAY 2018			
1	FINAL SUBMISSION	MAR 2018			

PRODUCED BY:	SIGNATURE:
DESIGNED BY: I.TAHHAN	SIGNATURE:
CHECKED BY: I.TAHHAN	SIGNATURE:
PROJECT MANAGER:	SIGNATURE:
DEPUTY DIRECTOR OF ENG. AFFAIRS: ARCH.SANAAL-NAZER	SIGNATURE:

DRAWING TITLE:

LANDSCAPE
SUWAYLEH ROUNDABOUT
DIMENSION PLAN

THIS IS A CAD DRAWING AND MUST NOT BE ALTERED MANUALLY
ISSUE DATE: MAY 2018 SCALE: 1:100 ORIG. DWG SIZE: () REV.

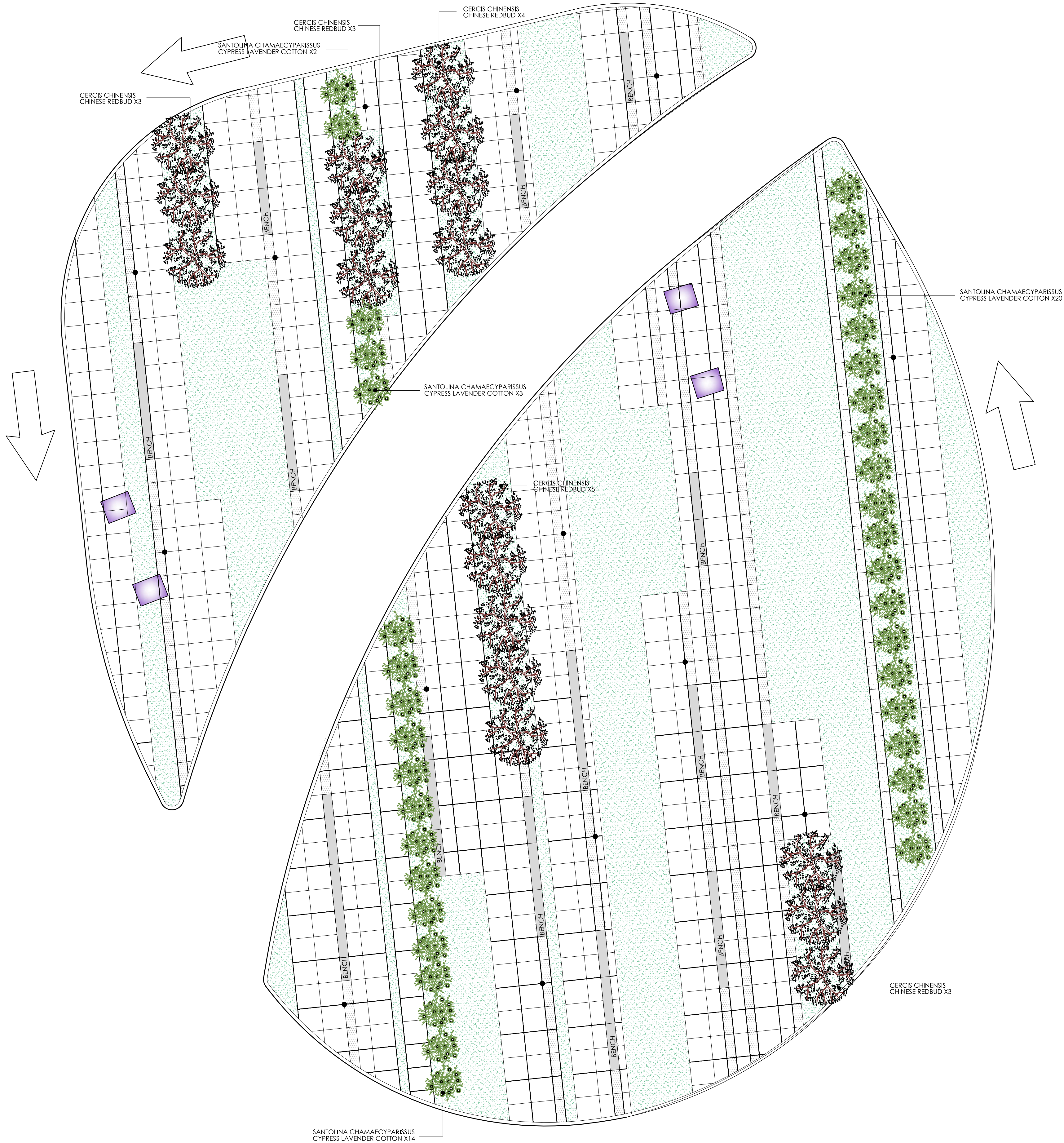
DRAWING NUMBER: LND 01 Sht. of

THIS DRAWING IS THE COPYRIGHT OF CLIENT AND CONSULTANT AND MUST NOT BE RETAINED, COPIED OR USED WITHOUT THE AUTHORIZATION

Lead Consultant

Engineering Design

Architectural Design



Greater Amman Municipality

Bus Rapid Transit (BRT) System
in Amman

Package 4B

PURPOSE OF ISSUE: FINAL

REV.	DESCRIPTION	DATE	DWN	CHKD	APPD
2	FINAL SUBMISSION	MAY 2018			
1	FINAL SUBMISSION	MAR 2018			

PRODUCED BY:	SIGNATURE:
DESIGNED BY: I.TAHHAN	SIGNATURE:
CHECKED BY: I.TAHHAN	SIGNATURE:
PROJECT MANAGER:	SIGNATURE:
DEPUTY DIRECTOR OF ENG. AFFAIRS: ARCH.SANAAL-AZAR	SIGNATURE:

DRAWING TITLE:

LANDSCAPE
SUWAYLEH ROUNDABOUT
SOFT LANDSCAPE

THIS IS A CAD DRAWING AND MUST NOT BE ALTERED MANUALLY			
ISSUE DATE: MAY 2018	SCALE: 1:100	ORIG. DWG SIZE: ()	REV.
DRAWING NUMBER: LND 02	Sht.	of	

THIS DRAWING IS THE COPYRIGHT OF CLIENT AND CONSULTANT AND MUST NOT BE RETAINED, COPIED OR USED WITHOUT THE AUTHORIZATION

Lead Consultant

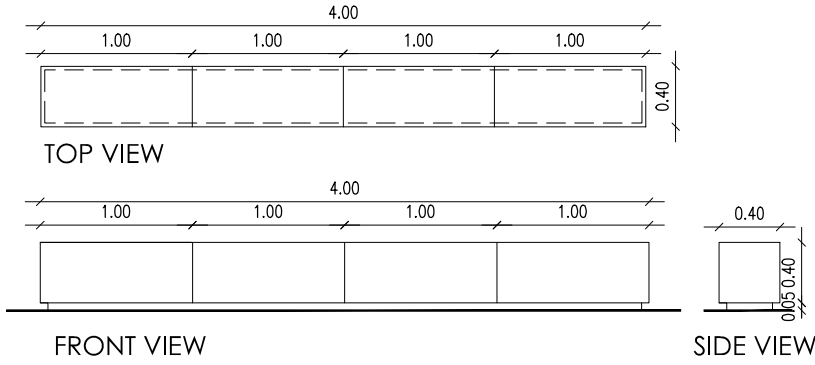
Engineering Design

Architectural Design

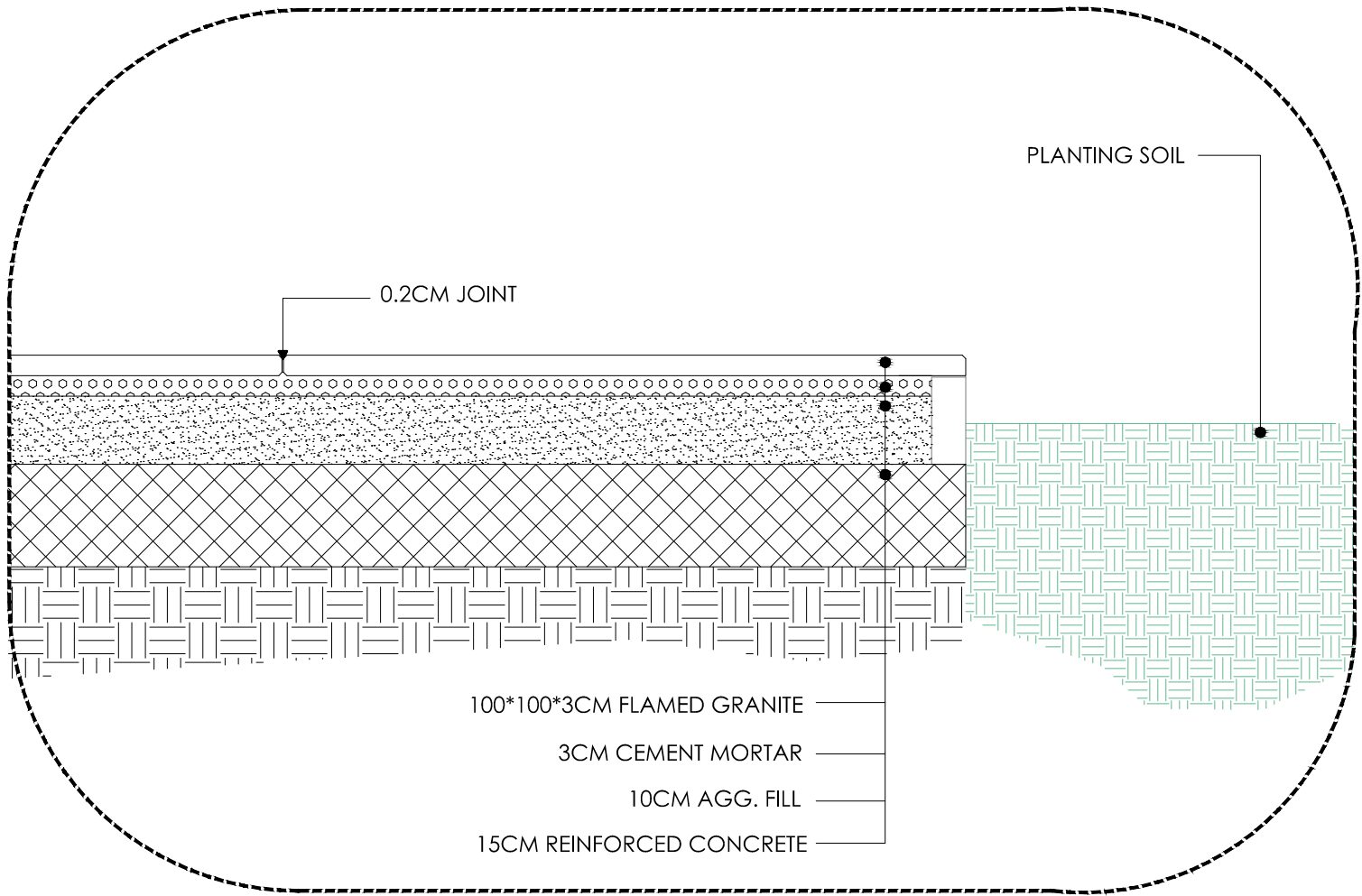
FOR BINDING



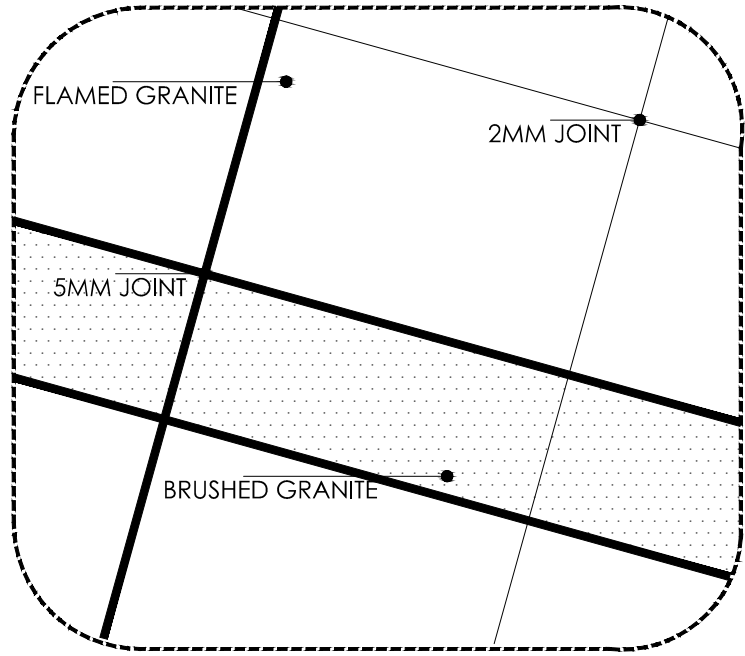
AD01
LIGHT POLES



AD 02
LOCAL STONE BENCH
SCALE 1:50



AD03
FLOORING DETAILS
SCALE 1:10



TILES DETAILS
SCALE 1:20



Greater Amman Municipality

Bus Rapid Transit (BRT) System
in Amman

Package 4B

PURPOSE OF ISSUE: FINAL

REV.	DESCRIPTION	DATE	DWN	CHKD	APPD
2	FINAL SUBMISSION	MAY 2018			
1	FINAL SUBMISSION	MAR 2018			

PRODUCED BY:	SIGNATURE:
DESIGNED BY: I.TAHHAN	SIGNATURE:
CHECKED BY: I.TAHHAN	SIGNATURE:
PROJECT MANAGER:	SIGNATURE:
DEPUTY DIRECTOR of ENG. AFFAIRS: ARCH.SANAAL-NAZER	SIGNATURE:

DRAWING TITLE:

LANDSCAPE
SUWAYLEH ROUNDABOUT
DETAILS

THIS IS A CAD DRAWING AND MUST NOT BE ALTERED MANUALLY

ISSUE DATE: MAY 2018	SCALE: 1:100	ORIG. DWG SIZE: ()	REV.
----------------------	--------------	---------------------	------

DRAWING NUMBER: LND 03 Sht. of

THIS DRAWING IS THE COPYRIGHT OF CLIENT AND CONSULTANT AND MUST NOT BE RETAINED, COPIED OR USED WITHOUT THE AUTHORIZATION

steer davis gleave Lead Consultant

سيجما SIGMA Engineering Design

طكان و بشناق tahhan & bushnaq Architectural Design