STRUCTURAL NOTES:-

- **ALLOWABLE BEARING CAPACITY NOT LESS THAN 100KN/M2.THIS SHOULD BE VERIFIED AT SITE BEFORE CASTING BLINDING UNDER FOOTINGS.**
- **MINIMUM CUBE STRENGTH AFTER 28 DAYS AS FOLLOWS:-**
- 15.0 N/MM2 FOR BLINDING UNDER FOOTINGS.
- 30.0 N/MM2 FOR ALL REINFORCED CONCRETE WORK.
- USE HIGH STRENGTH HIGH BOND DEFORMED STEEL BARS WITH FY≥420N/MM2.
- EXPANSION JOINT OF10MM, SPACING=15M
- THE CONTRACTOR SHOULD CONDUCT A GEOTECHNICAL INVESTIGATION & TO REDESIGN IF NECESSARY TO ACCOMODATE THE RECOMMEUDATIONS OF THE SOIL REPORT.

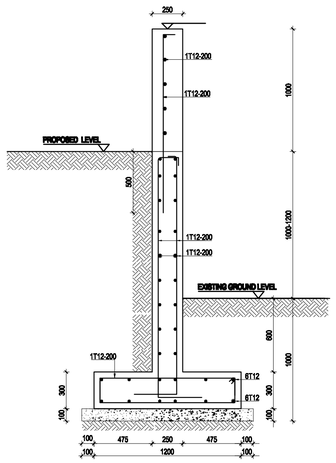

RW1 **SECTION IN WALL TYPE RW1**
SCALE 1 :25

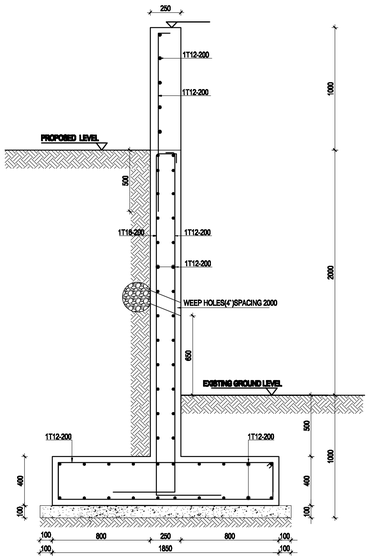

RW2 **SECTION IN WALL TYPE RW2**
SCALE 1 :25

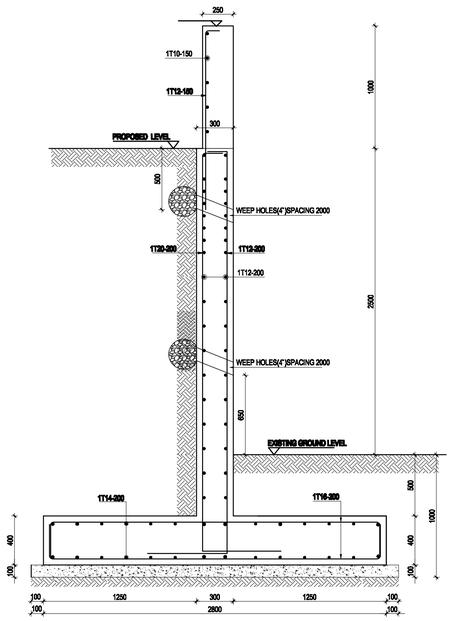

RW3 **SECTION IN WALL TYPE RW3**
SCALE 1 :25

FOR BINDING

CLIENT

أمانة
عمّان
الكبرى

Greater Amman Municipality

PROJECT

Bus Rapid Transit (BRT) System in Amman

Package 4B

GENERAL NOTES AND LEGEND

PURPOSE OF ISSUE: FINAL

KEY PLAN AND NORTH SIGN

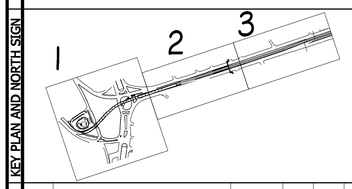

REVISION NOTES

REV.	DESCRIPTION	DATE	DWN	CHKD	APPD

DESIGN TEAM

PRODUCED BY:	RASMI ALSWAFRY	SIGNATURE:
DESIGNED BY:	GHASSAN SARTAWI	SIGNATURE:
CHECKED BY:	GHASSAN SARTAWI	SIGNATURE:
DEPT. MANAGER:	E. Mackay	SIGNATURE:
DEPUTY DIRECTOR of ENG. AFFAIRS:	ARCH.SANAAL-NAZER	SIGNATURE:
ISSUE DATE:	May 2018	

DRAWING

DRAWING TITLE:

RETAINING WALLS DETAILS

THIS IS A CAD DRAWING AND MUST NOT BE ALTERED MANUALLY

PHASE:	SCALE: 1:25	ORIG. DWG SIZE: (A1)	REV.

DRAWING NUMBER: 0915070-SD100 Sht. of -00

THIS DRAWING IS THE COPYRIGHT OF CLIENT AND CONSULTANT AND MUST NOT BE RETAINED, COPIED OR USED WITHOUT THE AUTHORIZATION

CONSULTANT

steer davies gleave — Lead Consultant

سيجما SIGMA — Engineering Design

طهبان وبشناق tahhan & bushnaq — Architectural Design